

SPECTRUM
AQUATICS[®]
A PLAYCORE Company

kersplash[®]
POOL CLIMBING WALLS

POOL CLIMBING WALLS

What's more fun than the challenge of pushing yourself to climb to the top of a wall? The rewarding splash back into the pool! Our comprehensive line of pool climbing walls were developed by experts in the climbing industry and aquatic professionals.

Each wall is designed to withstand the harshest of indoor and outdoor aquatic settings. Pool climbing walls attract visitors of all ages and athletic abilities. From helping kids build self-esteem, to adult strength training, pool climbing walls expand poolside programming and require little maintenance.

Choose climbable surface heights from 8' - 16'. Available in clear or translucent blue or green wall panels.

Depth requirements vary by state, so be sure to check your local, city, and state requirements.



POOL CLIMBING WALLS



Kersplash™ Challenger

Kersplash Challenger pool climbing walls add sleek design elements and fun for all ages in both indoor and outdoor applications. Available in 2, 3, and 4 panel heights, they are modular to fit any space and deck configuration. The Kersplash Challenger pool climbing wall is constructed of a powder-coated stainless steel frame and UV and chlorine resistant panels. The see-through panels eliminate any visual barrier on the deck and hold an attractive visual appeal and fun to any pool setting. Translucent blue or green panels are also available.

Features:

- 8-, 12-, or 16-foot climbing height
- Designed to last in harsh indoor and outdoor aquatic settings
- Powder-coated stainless steel frame
- Modular, scalable design
- Easy installation
- Custom logos and powder-coating options available

Requirements

- 35" x 48" or 51" x 48" deck footprint based on wall height
- 5' - 9' pool recommended pool depth based on wall height
- 4' clearance behind the wall for a walkway
- 5' clearance to either side of the wall
- 10' drop zone
- Pool depth determines the allowable climbing height



800.791.8056

POOL CLIMBING WALLS



"The new addition of the Kersplash Challenger climbing wall is an incredible asset to our facility. It provides an opportunity for something fun and exciting to do at the Chimney Park Pool. It'll shake things up this is summer! This is something brand new for our swimmers, not the same old stuff we've been providing since 1986. Kersplash Challenger is a huge modern feature that will excite swimmers this summer."

Kendra Martin - Operations and Facilities Manager, Town of Windsor

2210999 - 8-FOOT KERSPLASH CHALLENGER CLIMBING WALL
2210888 - 12-FOOT KERSPLASH CHALLENGER CLIMBING WALL
2210777 - 16-FOOT KERSPLASH CHALLENGER CLIMBING WALL



POOL CLIMBING WALLS



Kersplash pool climbing walls add adventure to pool decks in both indoor and outdoor applications. Available in 2, 3, and 4 panel heights, they are modular to fit any space and deck configuration. The Kersplash pool climbing wall is constructed of a 100% stainless steel frame and UV and chlorine resistant panels. The see-through panels eliminate any visual barrier on the deck and hold an attractive visual appeal and fun to any aquatic setting.

Features:

- Designed to last in harsh indoor and outdoor aquatic settings
- All stainless steel is passivated and coated with Spectra-Shield to resist corrosion
- Frame is constructed of 100% USA made stainless steel
- Each section comes in a sturdy single frame with solid one piece construction
- Easy installation

Requirements

- 35" of deck space
- 4' of clearance behind the wall for a walkway
- 5" to either side of the wall
- 10' drop zone
- Pool depth determines the allowable climbing height

Height	Description	Part Number
8'	2 clear panels	70535
8'	2 blue panels	70535-1WB
8'	2 green panels	70535-1WG
8'	2 alternating panels - blue/green	70535-1WA
12'	3 clear panels	70536
12'	3 clear panels with removable base	160552
12'	3 blue panels	70536-1WB
12'	3 green panels	70536-1WG
12'	3 alternating panels - blue/green	70536-1WA
16'	4 clear panels	70537
16'	4 blue panels	70537-1WB
16'	4 green panels	70537-1WG
16'	4 alternating panels - blue/green	70537-1WA

POOL CLIMBING WALLS



Kersplash climbing walls are now available in clear see-through panels, and translucent blue and green panels!
Get a custom look at your facility by configuring the Kersplash Kolor panels in a fun checkerboard pattern, alternating columns, or all clear, blue or green panels.





Climbing increases fitness levels through development of strength, coordination, cardiovascular endurance and muscle endurance. It also provides participants with positive risk taking and creative problem solving. And best of all, it's a SPLASH!



“ We are getting a great response [to Kersplash]! Last year's attendance was just over 1,550 visits. This year, we are close to 4,000 visits! We had one group booked 3 days a week at another pool change reservations to our pool because they liked the wall so much!

- Jeff Moffitt | Parks & Recreations - Gainesville, FL

Kersplash and Kersplash Challenger climbing walls are available in clear see-through panels, and translucent blue and green panels!

Get a custom look at your facility by configuring the Kersplash Kolor panels in a fun checkerboard pattern, alternating columns, or all clear, blue or green panels.




CLIMB. SPLASH. REPEAT.™

ADD ADVENTURE TO YOUR AQUATIC AREA WITH A POOLSIDE CLIMBING WALL

Kersplash is suited for indoor or outdoor use and complements any aquatic center. Kersplash offers lifeguards visibility to areas behind the wall for safety. All components are made from UV and chlorine-resistant materials and feature red, yellow and orange Groperz™ Hand Holds. The Kersplash frame is constructed of high-quality, 100% passivated stainless steel to withstand harsh pool environments.

Kersplash Pool Climbing Walls are modular and can be made to fit any space and deck configuration. The 4' panels attach to a stainless steel frame allowing you to customize the height and width of the wall to meet your needs.



SPECIFICATIONS & MEASUREMENTS

ITEM NUMBER	PANEL STYLE	NUMBER OF PANELS	HEIGHT (A)	WIDTH (B)	CLIMBABLE SURFACE (C)	RECOMMENDED WATER DEPTH*
70535	Crystal Clear	2	10 ft	4 ft	8 ft	5 ft
70535-1WB	Translucent Blue	2	10 ft	4 ft	8 ft	5 ft
70535-1WG	Translucent Green	2	10 ft	4 ft	8 ft	5 ft
70535-1WA	Alternating B/G	2	10 ft	4 ft	8 ft	5 ft
70536	Crystal Clear	3	14 ft	4 ft	12 ft	6 ft
160552	Crystal Clear	3 + removable	14 ft	4 ft	12 ft	6 ft
70536-1WB	Translucent Blue	3	14 ft	4 ft	12 ft	6 ft
70536-1WG	Translucent Green	3	14 ft	4 ft	12 ft	6 ft
70536-1WA	Alternating B/G	3	14 ft	4 ft	12 ft	6 ft
70537	Crystal Clear	4	18 ft	4 ft	16 ft	9 ft
70537-1WB	Translucent Blue	4	18 ft	4 ft	16 ft	9 ft
70537-1WG	Translucent Green	4	18 ft	4 ft	16 ft	9 ft
70537-1WA	Alternating B/G	4	18 ft	4 ft	16 ft	9 ft

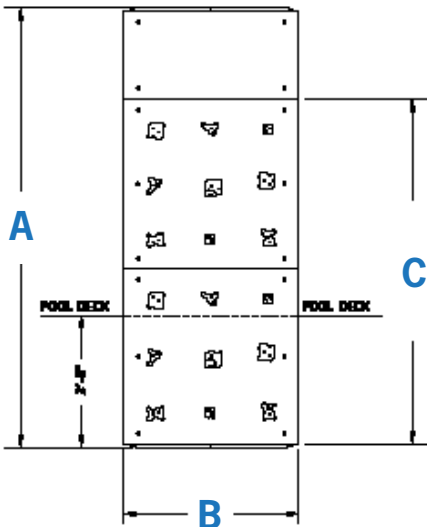
* Manufacturer's recommendations. Please check your state and local code to ensure your configuration complies.

Kersplash requires a foot print of:

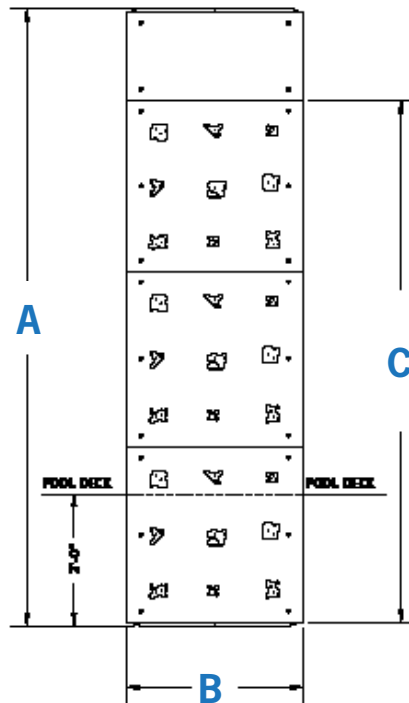
- 35" of deckspace
- 4' of clearance behind the wall for a walkway
- 5' to either side of the wall
- 10' drop zone
- Pool depth determines the height of the wall

Note: Dimensions vary with specific applications. Specifications are nominal and are subject to change. Please contact Spectrum Aquatics for custom applications.

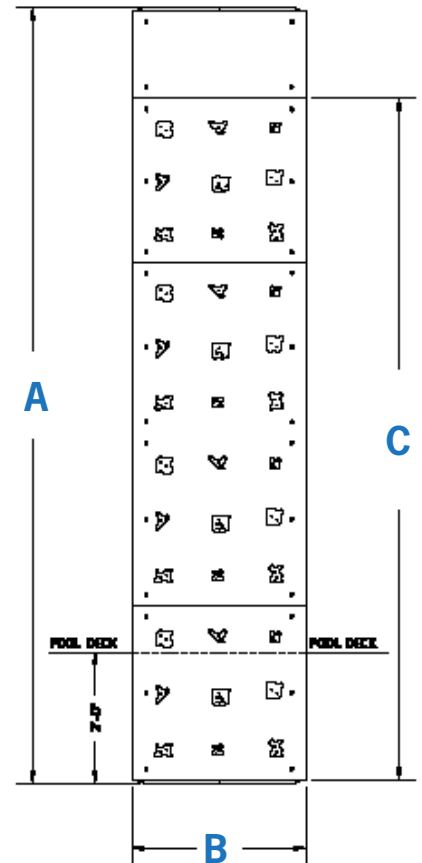
A designated "drop zone" is recommended at the base of Kersplash to keep swimmers out of this area.



8 FT HIGH WALL



12 FT HIGH WALL



16 FT HIGH WALL



7100 Spectrum Lane | Missoula MT 59808

800.791.8056 | INFO@SPECTRUMPRODUCTS.COM

WWW.SPECTRUMPRODUCTS.COM