
MEMORANDUM TO COUNCIL

To: Mayor and City Council Members
From: Edward Keough, Finance Director
Through: Erin Reinders, City Manager
Date: April 12, 2021
Re: Fiscal Year 2022 Capital and Operating Budget Presentation

SUMMARY: Staff provided City Council an informational memo in the January 26, 2021 Council Packet providing initial General Fund revenue projections for FY 2022 based on a review of the local fishing industry and projected property tax collections. It estimated that the City would recognize \$29,236,994 in revenue, which would be a 0.50% revenue increase from the FY 2021 budget. However, further refinement included the loss of debt reimbursement revenue (\$137,445) for a final General Fund revenue projection of \$29,099,549 which is essentially equivalent to the originally approved FY 2021 budgeted amount of \$29,092,071

Each department was directed to provide a budget based on Council's goals from January 2021. The City Manager and Finance Director met with each department director and further budget revisions were completed. As a result of this process, staff is pleased to present a General Fund budget with an operating surplus.

PREVIOUS COUNCIL ACTION: Budget goals were approved by Council via resolution 2021-07 at the February 9, 2021 Council Meeting.

The FY 2022-2031 CMMP, as well as Community Support Grants, Rate Increases, and School funding will be presented to Council for approval on April 27, 2021.

BACKGROUND: Council's approved budget goals and their statuses as they relate to this Draft Budget are as follows:

Personnel: Any proposed increase to the total number of full-time equivalent (FTE) positions will be fully evaluated and justified during the budget approval work sessions.

- **Goal Exceeded** – *The total number of FTE positions has been decreased for the second year in a row. The FY21 had 173.96 FTE positions budgeted, the FY22 budget has 172.96 FTE positions budgeted. Both Water and Waste Water Divisions in the Department of Public Utilities had a 0.50 FTE temporary positions that have been removed, totaling 1.00 FTE. Council is reminded that additional staffing needs were identified in this budget process (namely Resource Analyst, Emergency Management Coordinator, and Administrative Support for Fire). However, given the current financial climate we did not proceed with these or other positions.*

General Fund Surplus/Deficit: The General Fund operations will be budgeted without a deficit. The Council may appropriate additional funds from surplus to cover costs of capital projects.

- **Goal Exceeded** – *General Fund expenditures, excluding those related capital expenses and transfers to cover cost of capital projects do not require additional appropriations. As it stands today, the General Fund is budgeted at a slight surplus in FY22. A breakdown of that calculation is as follows:*

Total Revenues	34,837,696
Less: Appropriated Fund Balance	<u>(5,738,147)</u>
	29,099,549
Personnel Expenses	17,049,220
Operating Expenses	6,246,799
Other Expenses	<u>5,579,790</u>
	28,875,809
General Fund Operating Surplus	223,740

Proprietary Funds: Staff will continue to seek ways to balance budgets in the proprietary funds.

- **Goal Addressed** – *All departments evaluated their budgets and made cuts where possible. Proprietary funds continue to require appropriation of Net Assets to balance their budget, primarily related to capital projects and budgeted depreciation expense. City owned housing is used as an incentive for recruitment and retention, therefore, while we conservatively budget operations and renovations, a gap in funding will continue. In addition, Airport operating costs continue to increase at a greater rate than revenues. We will continue to seek out ways to balance these budgets.*

Operating Expenses: The City Manager's proposed FY22 General Fund budget shall not increase more than 3 percent for non-personnel expenditures.

- **Goal Exceeded** – *The total non-personnel operating expenditures for the General Fund were increased by 1.43%.*

Operating Expenses: The total amount available to fund the Community Support Program grants will follow the formula of up to 3.50% of the five-year average revenue for the General Fund and up to all of the Bed Tax Fund balance for the most recently completed fiscal year. (Revenues do not include Other Financing Sources.)

- **Goal Addressed** – *The funding amount available to be awarded this year is calculated at \$1,344,368 (\$1,178,057 from the General Fund and \$166,311 from the Bed Tax). These expenditures are included in the Budget Draft.*

Operating Expenses: City management shall continue to examine ways to reduce expenditures without significantly impacting the level and quality of services to the public. City management shall continue to examine ways to reduce inventory without significantly impacting the level and quality of services to the public.

- **Goals Addressed** – *All departments directors evaluated their budgets and made cuts where possible. We will continue to seek out ways to balance budgets, reduce expenditures, seek grant opportunities, and improve our operational efficiencies.*

Capital Projects: New capital assets or maintenance of existing capital assets will be limited to projects approved by Council in the CMMP, which will include projects that are mandated or required by statute, projects that maintain our existing infrastructure, projects that address life, safety, or health issues, and projects that support the economic development of Unalaska. The replacement and maintenance plans for all existing capital assets will be reviewed annually. The vehicle and heavy equipment fleet requirements will be reviewed annually and reduced where appropriate without significantly impacting services provided to the public.

- **Goals Addressed** – *CMMP includes major maintenance, rolling stock, and capital projects. City Staff has worked together to prioritize based items on previously identified Council priorities, mandate and compliance related issues, maintenance of our existing infrastructure and services, or are associated with potential grant funding. Staff will continue to seek out ways to improve this process and our efficiencies. Staff has made multiple presentations with Council regarding the CMMP and updated as appropriate. An updated will be presented at tonight's meeting and formal discussion and approval will take place at the April 27, 2021 Council meeting.*

Revenues: Proprietary Fund rate studies will be completed every three years and presented to Council.

- **Goal Addressed** – *Rate studies for all utilities were completed and results were presented to Council earlier this year. Council is currently considering how to implement the study's findings and recommendations. Ports tariffs reference the fee schedule, and the fee schedule is addressed by Council annually. The fee schedule is set for Council action on May 25, 2021.*

Revenues: The mil rate will be reviewed annually to establish an appropriate mil rate to maintain infrastructure and operations.

- **Goal Addressed** – *Council is scheduled to consider the mil rate at the May 11, 2021 meeting. An increase to the mil rate does not appear to be necessary at this time; however, a mil rate increase may be warranted in the years to come.*

Debt Service: The City will not incur new debt without appropriate analysis to show impacts to rates or taxpayers, and will not incur new debt unless the capital asset is eligible for a debt reimbursement program; is mandated by State or Federal government; or is needed to address life, safety or health issues. The City may incur debt for its Proprietary Funds provided there is a documented plan to pay the debt through rate adjustments.

- **Goals Addressed** – *No additional debt service is incurred with this budget.*

DISCUSSION: The draft FY2022 Budget meets the Council approved goals. It includes the projects associated with the FY22 draft CMMP as well as estimated amounts to support the Unalaska City School District and local Non-Profits through the Community Support Program. Items of note related to revenues and expenditures are outlined below. Given the complexing and detail of the budget, this memo focuses on key items to note related to revenues and expenditures. Given that many departments held steady overall, or had moderate decrease, not all are listed below.

GENERAL FUND

General Fund revenues are budgeted to remain essentially flat from FY 2021.

- Sales Tax – The FY 2021 budget included a substantial decrease to sales tax; however, sales tax revenue has exceeded budgeted amounts sufficiently to warrant a FY 2022 budget increase of \$666,667 from FY 2021.
- Fish Tax - While Raw Seafood Tax and Fisheries Business Tax are projected to remain stable, given the uncertainty regarding future collections and lack of transparency from State on how it is calculated, a \$1,100,000 (22.00%) reduction in Resource Landing Tax is forecast for FY 2022.
- Property taxes – While the distribution between real and personal property tax change for FY 2022, the total amount budgeted does not change.
- Investment Earnings – Based on historical interest income, an increase of \$400,000 from prior year budgets is included in the proposed budget.

General Fund Expenditures (excluding capital outlay and support) increased \$687,532 (3.04%) from the original FY 2021 budget. Key highlights from various departmental budgets are as follows:

Administration –

- In FY22, we expect this to begin increasing as we begin moving back to a sense of normalcy, which is reflected in the proposed budget.
- General insurance was by far the largest single increase in the Administration budget and significantly affected Proprietary funds as well, due to increases in premiums stemming from market conditions, and the City’s business activities. Purchasing new vehicles and equipment, remodeling/expanding buildings and docks, increasing payroll, marine revenue, workplace injuries, accidents, and claims all affected and will continue to affect insurance costs. In FY22, there’s an estimated 10-12% increase in property, earthquake and flood, and marine; and a 16% increase in workers comp and auto insurance that includes 3% claim and experience modifiers added in. Policies will go out to bid again in FY23.

Public Safety –

Police Division: Police Personnel Budget for the FY22 budget anticipates full staffing for the entire fiscal year.

Corrections Division: Corrections Operating Budget for FY22 reflects approximately 13% decrease due to projected savings from Recruiting, Travel, Supplies and Training. Due to COVID, the development and availability to online training has made it possible to continue online training courses until 2023.

Fire –

- Fire and EMS budgeted to replace City satellite phones and plans of EOC/ emergency operations.
- Increase in training and travel budgets are in anticipation of sending trainees off island for live fire training.

Public Works – Overall, the Public Works Division’s operating expenditures increased 1.24%, evenly distributed between personnel and non-personnel. Highlights are below:

Administration / Engineering:

- Heating Oil increased \$1,200 reflecting increased costs.

Streets and Roads:

- Training Services increased \$1,000 to help cover missed training from FY21 and to account for new employee training.
- Repair and Maintenance Services increased \$1,000 to align closer to actuals for outsourced work.
- Travel and Related Costs increased 25% or \$1,000 to cover OSHA training.

Facilities Maintenance:

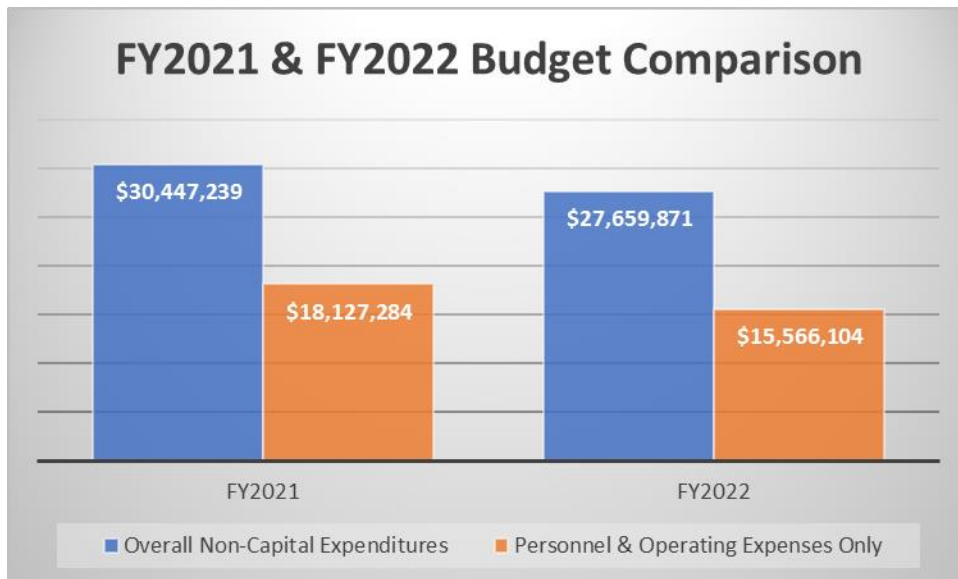
- Training Services increased \$10,000 to cover training for new employees missed in FY21 in pesticide certifications, turf management, OSHA, DDC controls, boiler repairs, and work order/PM's as available in Anchorage.
- Travel and Related Costs increased \$1,800 to cover pesticide training for 2 employees, OSHA (and FEMA if available) training, DDC Controls training, boiler training, APWA conference for Supervisor.
- Facilities Maintenance Supplies went up \$24,000 to a total of \$93,700 to cover increased cost of supplies
- Computer Hardware / Software increased \$12,000 to provide 10 Notepads and software @ \$1,200 each for employee to enter time and work orders & PM's.

PROPRIETARY FUNDS

All Utility Divisions

Outlined below are selected details of the Department of Public Utilities (DPU) proposed Fiscal Year 2022 budgets.

- The overall FY2022 DPU budget for all utility divisions is \$2.8 million less than FY2021, a **decrease of 9.2%**, when capital expenditures are excluded from both years.
- When only Personnel and Operating expenses are considered, the FY2022 DPU budget for all utility divisions is \$2.6 million less than FY2021, a **decrease of 14.1%**.



- Utility division supervisors were tasked with identifying and implementing better operational efficiencies and responded accordingly. As a result, from FY2020 to FY2022 (budget) staff was able to reduce the combined utility operating budgets by \$403,759, a **decrease of 9.7%**.
- In addition to decreasing operational costs, all utility division supervisors were challenged on an on-going basis to manage their labor costs, particularly overtime. Through a number of policy and operational changes, **a reduction of 47%** in overtime costs from FY2020 actual to FY2022 (budget). FY2021 is a projected estimate based on year-to-date figures.
- General Insurance Expenses increased in all Utility Administration budgets, ranging from 1.3% to 16%.

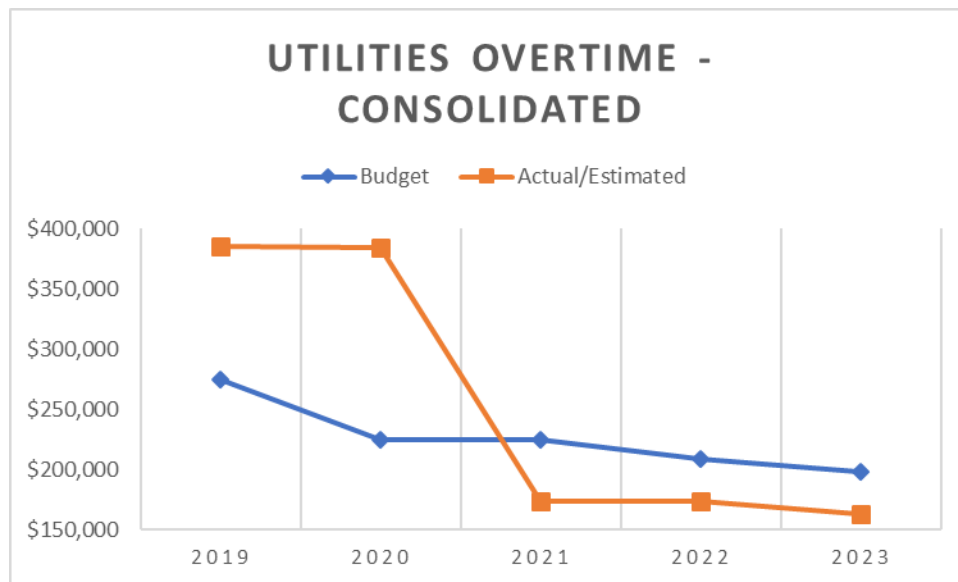
Electric Fund:

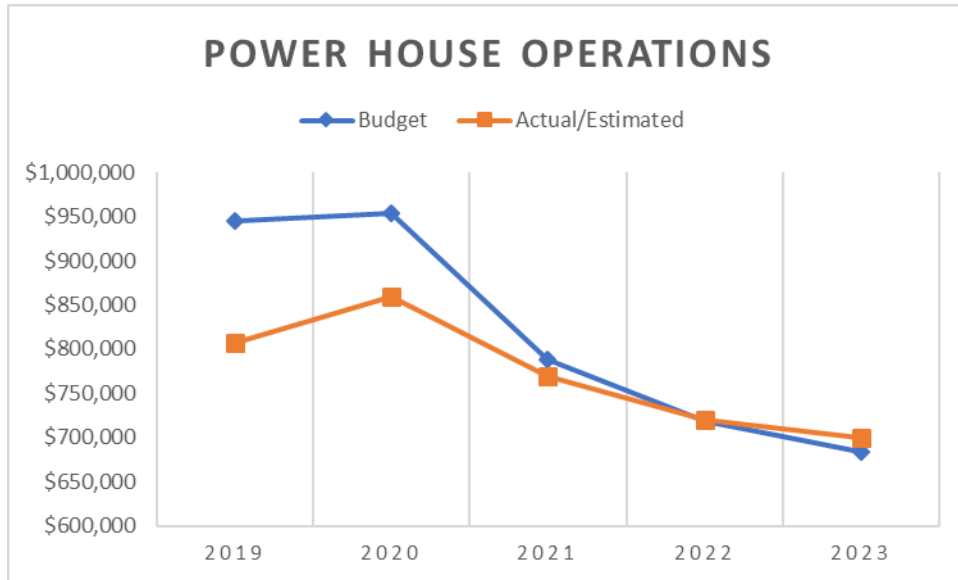
Increases:

- Training Services increased from \$6,000 to \$10,000. This increase is for SCADA and database training for the Electrical Engineering Technicians.

Decreases:

- Overtime was decreased 10.7%, from \$47,320 to \$42,248.
- Other Professional Services was reduced from \$113,357 to \$33,000 reflecting a successful end to efforts to obtain the necessary air permit to operate Units #8 & 9.
- Generator Fuel – Diesel was reduced from \$7,763,259 to \$6,000,000 due to both low diesel prices and reduced sales.

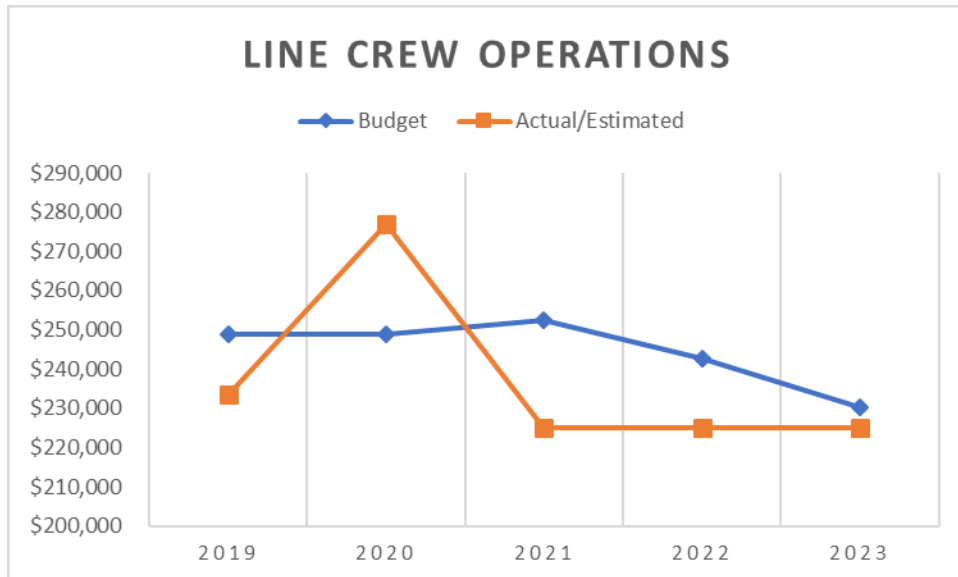




Electric Line Repair & Maintenance:

Decreases:

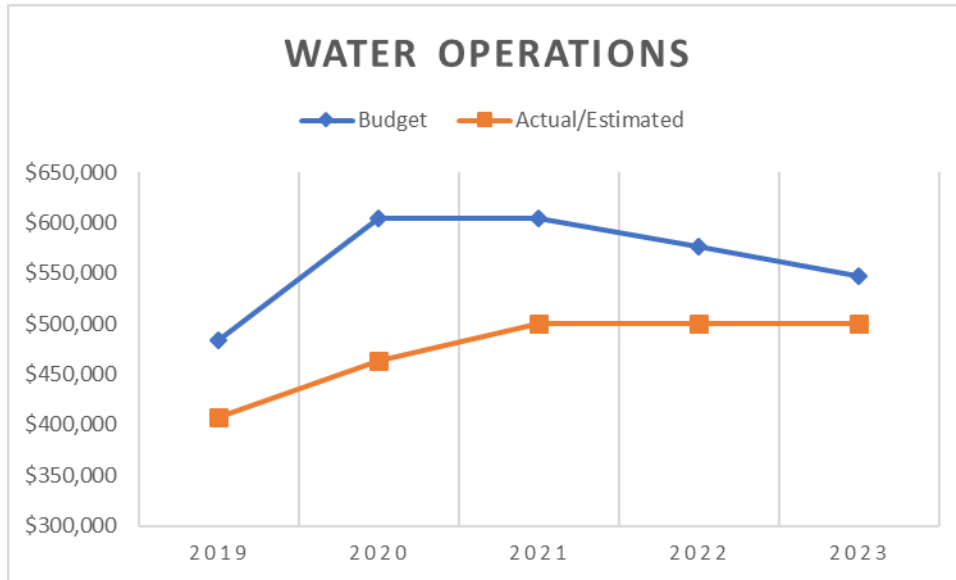
- Overtime was decreased 22.6%, from \$51,680 to \$40,000.
- Training Services were reduced 24.4%, from \$4,100 to \$3,100.



Water Fund

Decreases:

- Temporary Employees decreased 50% from \$57,428 to \$28,714 due to operational needs being addressed by full time permanent staff added in recent years.
- Other Professional Services reduced 21.5% from \$104,700 to \$82,200 reflecting reduced use of Alternate Method of Supervision Services (AMOSS).



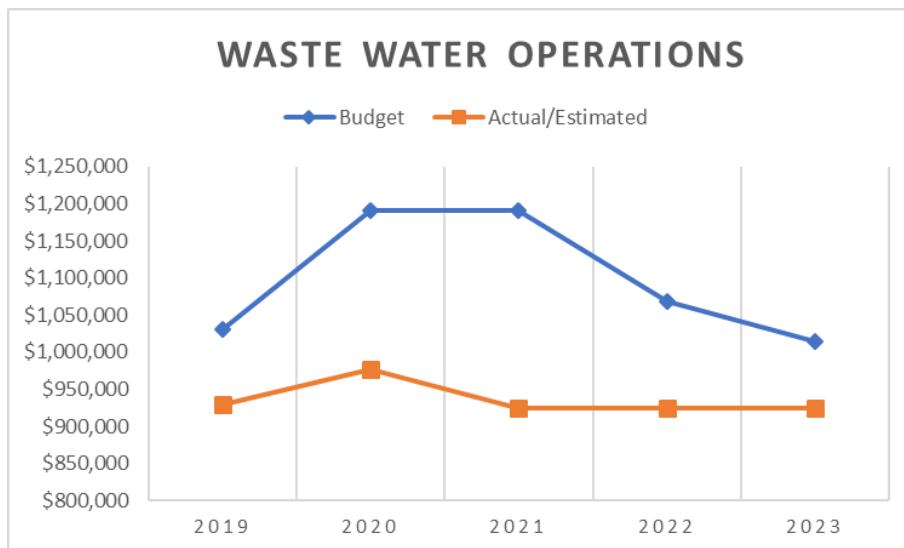
Wastewater Fund

Decreases:

- Temporary Employees decreased 50% from \$57,428 to \$28,714 due to operational needs being addressed by full time permanent staff added in recent years.
- Other Professional Services decreased 46.84% from \$213,500 to \$113,500. Reflects less use of Alternate Method of Supervision Services (AMOSS).
- General Supplies decreased 10.1% from \$111,225 to \$100,000 due to improved efficiencies.

Increases:

- Sampling / Testing increased 6.9% from \$14,400 to \$15,400 to cover additional costs associated with COVID-19 testing program.



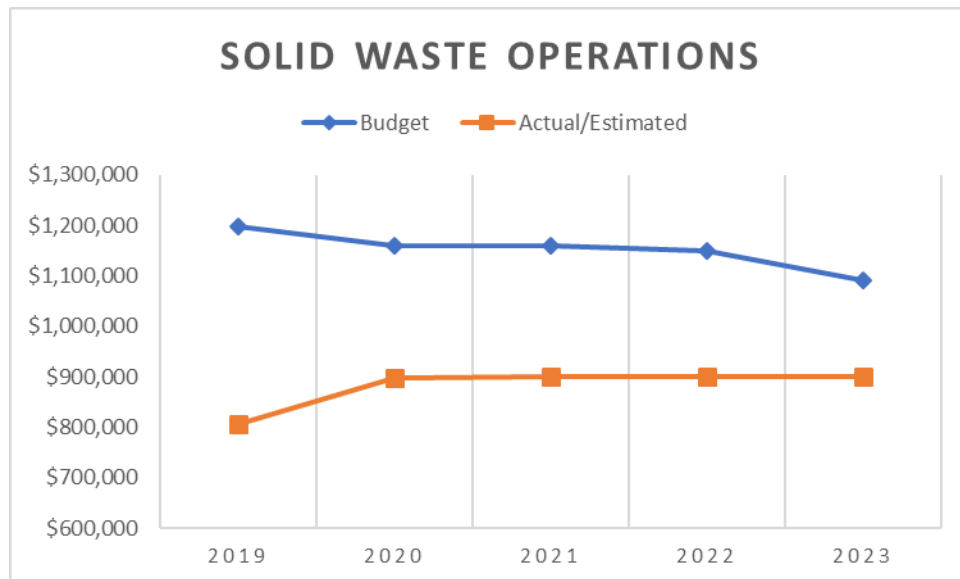
Solid Waste Fund

Decreases:

- Sampling / Testing decreased 68.75% from \$48,000 to \$15,000.
- Other Technical Services decreased 31.5% from \$36,500 to \$25,000.
- Lab Supplies decreased 30% from \$5,000 to \$3,500.

Increases:

- Other Professional Services increased 115% from \$46,500 to \$100,000. This increase is primarily related to the need to outsource certain items that had previously been completed by staff.



Ports & Harbors –

- Overall, the Ports budget indicates a small increase of approximately 0.50%. The estimates for Insurance and Utilities will drive an increase over FY21 budget. Utilities are a pass-through expense and will be recouped based on usage. The Port intends to move forward with regularly scheduled maintenance programs.

Airport – The increase in Facilities Maintenance is due to a boiler replacement

ALTERNATIVES: Please provide staff with any comments, questions, suggestions or ideas resulting from a review of the draft budget.

FINANCIAL IMPLICATIONS: The operating General Fund budget indicates a small surplus, while the proprietary funds continue to require appropriation of Net Assets to balance their budget. Staff will continue to update the budget to reflect changes to the CMMP, Community Support Grants or School funding as Council adopts resolutions regarding those components.

LEGAL: There are no legal issues.

STAFF RECOMMENDATION: Staff will recommend approval at the May 25, 2021 Council meeting and provides it for their review at this time.

PROPOSED MOTION: No motion is required at this time. Council will be asked to take action on this item time at the May 25, 2021 Council Meeting.

CITY MANAGER'S COMMENTS: Staff worked extremely hard to get the budget to this point. I am pleased to have a Draft Budget that meets Council's goals.

City of Unalaska
FY2022 General Fund Budget Summary
Draft as of 2/28/2021

	FY2019 Actual	FY2020 Actual	FY2021 Original Budget	FY2021 Revised Budget	FY2021 YTD	Proposed Budget	% Chg Original Budget
REVENUES							
Raw Seafood Tax	4,761,505	5,328,128	4,211,165	4,211,165	3,448,050	4,200,000	(0.27%)
AK Fisheries Business	3,528,499	3,869,625	3,480,663	3,480,663	3,747,582	3,300,000	(5.19%)
AK Fisheries Resource Landing	5,220,958	4,635,929	5,000,000	5,000,000	4,386,842	3,900,000	(22.00%)
Property Taxes	6,752,204	7,039,682	7,100,000	7,100,000	7,118,137	7,100,000	0.00%
Sales Tax	7,299,723	7,093,282	5,333,333	5,333,333	4,481,977	6,000,000	12.50%
Investment Earnings	5,213,466	5,272,827	1,400,000	1,400,000	238,733	1,800,000	28.57%
Other Revenues	4,842,891	3,252,821	2,566,910	2,616,910	1,959,303	2,799,549	9.06%
Appropriated Fund Balance	0	0	0	1,557,871	0	5,738,147	0.00%
Total Revenues	37,619,247	36,492,294	29,092,071	30,699,942	25,380,623	34,837,696	19.75%
EXPENDITURES							
Mayor & Council	429,456	411,867	443,313	443,313	207,266	443,592	0.06%
City Administration	1,450,668	1,428,952	1,857,883	1,858,026	1,301,913	1,973,453	6.22%
City Clerk	477,080	430,927	573,343	574,043	342,780	580,444	1.24%
Finance	2,189,033	2,083,042	2,137,686	2,137,963	1,406,939	2,099,559	(1.78%)
Planning	559,933	534,647	735,316	735,316	397,182	751,785	2.24%
Public Safety	4,096,030	3,269,756	5,852,386	5,871,521	3,214,164	6,087,037	4.01%
Fire & EMS	1,522,156	1,337,913	1,524,112	1,622,755	911,902	1,626,728	6.73%
Public Works	5,866,074	6,033,727	5,981,347	6,062,465	3,936,475	6,401,901	7.03%
Parks, Culture & Recreation	2,851,882	2,670,302	3,436,145	3,551,705	2,224,236	3,605,438	4.93%
Other Expenses	6,641,368	5,980,420	5,445,882	5,495,882	4,591,693	5,877,246	7.92%
Total Operating Expenditures	26,083,678	24,181,553	27,987,413	28,352,989	18,534,551	29,447,183	5.22%
Transfers To Capital Projects	2,578,047	9,980,668	1,104,658	1,604,658	1,604,658	1,896,013	71.64%
Transfers To Proprietary Funds	0	158,000	0	0	0	0	0.00%
Transfers To Proprietary Capital	495,006	1,313,242	0	0	0	3,494,500	0.00%
	3,073,053	11,451,909	1,104,658	1,604,658	1,604,658	5,390,513	387.98%
General Fund Net	8,462,516	858,832	0	742,295	5,241,414	0	

	Personnel Expenses	Operating Expenses	Capital Expenses	Other Expenses	Proposed Budget	% of Fund
EXPENDITURES						
Mayor & Council	51,692	391,900	0	0	443,592	1.51%
City Administration	990,421	983,032	0	0	1,973,453	6.70%
City Clerk	472,649	107,795	0	0	580,444	1.97%
Finance	1,408,756	988,259	0	(297,456)	2,099,559	7.13%
Planning	648,785	103,000	0	0	751,785	2.55%
Public Safety	5,377,869	646,981	62,187	0	6,087,037	20.67%
Fire & EMS	1,251,798	374,930	0	0	1,626,728	5.52%
Public Works	4,267,472	1,675,242	459,187	0	6,401,901	21.74%
Parks, Culture & Recreation	2,579,778	975,660	50,000	0	3,605,438	12.24%
Other Expenses	0	0	0	5,877,246	5,877,246	19.96%
Total Operating Expenditures	17,049,220	6,246,799	571,374	5,579,790	29,447,183	

City of Unalaska
FY2022 General Fund Budget Detail
Revenues
Draft as of 2/28/2021

		FY2019 Actual	FY2020 Actual	FY2021 Original Budget	FY2021 Revised Budget	FY2021 YTD	Proposed Budget	% Chg Original Budget
Taxes								
01010040 - 41110	Real Property Tax	4,666,560	4,489,649	5,000,000	5,000,000	4,694,148	4,750,000	(5.00%)
01010040 - 41120	Personal Property Tax	2,085,644	2,550,033	2,100,000	2,100,000	2,423,989	2,350,000	11.90%
01010040 - 41310	City Sales Tax	7,299,723	7,093,282	5,333,333	5,333,333	4,481,977	6,000,000	12.50%
01010040 - 41410	Raw Seafood Tax	4,761,505	5,328,128	4,211,165	4,211,165	3,448,050	4,200,000	(0.27%)
01010040 - 41911	Real Property Tax P&I	75,761	57,223	25,000	25,000	37,801	25,000	0.00%
01010040 - 41912	Personal Property Tax P&I	47,490	49,554	20,000	20,000	16,130	20,000	0.00%
01010040 - 41930	Gen Sales and Use Tax P&I	38,575	93,809	20,000	20,000	40,535	20,000	0.00%
01010040 - 41941	Raw Seafood Tax Penalty / Int	0	0	10,000	10,000	8,595	10,000	0.00%
Total Taxes		18,975,257	19,661,679	16,719,498	16,719,498	15,151,224	17,375,000	3.92%
01010041 - 42350	State Shared Revenue	158,480	136,361	185,000	185,000	0	185,000	0.00%
01010041 - 42351	Fisheries Business Tax	3,528,499	3,869,625	3,480,663	3,480,663	3,747,582	3,300,000	(5.19%)
01010041 - 42352	Fisheries Resource Land Tax	5,220,958	4,635,929	5,000,000	5,000,000	4,386,842	3,900,000	(22.00%)
01010041 - 42353	Motor Vehicle License Tax	71,159	69,292	60,000	60,000	45,305	60,000	0.00%
01010041 - 42354	Alcoholic Beverage Tax	2,500	16,700	17,000	17,000	0	17,000	0.00%
01010041 - 42355	PERS Nonemployer Contributions	446,142	546,371	457,294	457,294	0	457,294	0.00%
01010041 - 42390	State PILT	866,611	909,977	503,416	503,416	915,374	900,000	78.78%
01011041 - 42151	DMV Commissions	51,363	40,392	60,000	60,000	29,252	60,000	0.00%
01011041 - 42155	Corrections Contract	431,207	431,207	481,355	481,355	323,405	481,355	0.00%
01011041 - 42157	Local Emergency Planning	10,400	0	0	0	0	0	0.00%
01011041 - 42161	AK Homeland Sec. Grnt	11,142	44,250	0	0	0	0	0.00%
01012041 - 42101	Fed FCC Universal Srv Grant O	47,849	47,849	50,000	50,000	56,880	50,000	0.00%
01012041 - 42170	AK Public Library Assistance	7,000	7,000	7,000	7,000	7,000	7,000	0.00%
01012041 - 42171	IMLS Library Grant	6,000	6,000	6,000	6,000	0	6,000	0.00%
01012041 - 42172	OWL Library Grant	27,099	27,099	40,000	40,000	38,304	40,000	0.00%
01012041 - 42199	Misc State Operating Grant PCR	2,218	1,180	2,250	2,250	0	2,250	0.00%
01013541 - 42152	Debt Reimbursements Grants	670,818	133,259	137,445	137,445	0	0	(100.00%)
Total Intergovernmental		11,559,447	10,922,490	10,487,423	10,487,423	9,549,944	9,465,899	(9.74%)
Charges for Services								
01010142 - 43130	Zoning and Subdivision Fees	1,250	500	3,000	3,000	835	3,000	0.00%
01010142 - 43190	Other and Late Fees	40,303	39,732	20,000	20,000	31,861	20,000	0.00%
01010142 - 49410	Other	0	38,154	0	0	2,500	0	0.00%
01011042 - 43210	Prisoner Fees	0	5	0	0	0	0	0.00%
01011042 - 43211	Impound Yard Storage Fees	1,805	150	250	250	0	250	0.00%
01011042 - 43212	Police Civil Service	500	250	1,000	1,000	250	1,000	0.00%
01011042 - 43250	Ambulance Service Fees	46,204	30,639	50,000	50,000	15,716	25,000	(50.00%)
01011042 - 43251	EMT Class Fees	0	0	500	500	0	0	(100.00%)
01011042 - 43260	Animal Control / Shelter Fees	850	600	600	600	0	600	0.00%
01012042 - 43710	Facility Passes	102,104	97,930	99,500	99,500	24,766	99,500	0.00%
01012042 - 43720	Program Fees	53,464	36,362	65,000	65,000	18,937	65,000	0.00%
01012042 - 43740	Facility Rental Fees	3,655	2,667	6,000	6,000	93	6,000	0.00%
01012042 - 43750	Equipment Rental Fees	505	936	500	500	200	500	0.00%
01012042 - 43760	Other PCR Fees	1,979	2,116	4,000	4,000	2,070	4,000	0.00%
01012042 - 43770	Library Fees	16,688	13,362	11,700	11,700	5,374	11,700	0.00%
01012042 - 43771	Passport Fees (libry)	5,180	3,330	4,000	4,000	1,213	4,000	0.00%
01012042 - 43772	Library Postage Fee	845	689	300	300	211	300	0.00%
Total Charges for Services		275,333	267,421	266,350	266,350	104,025	240,850	(9.57%)
Investment Income								
01010043 - 47110	Interest Revenue	2,347,528	3,680,290	1,400,000	1,400,000	2,227,807	1,800,000	28.57%
01010043 - 47120	Incr (Decr) FMV Investments	2,865,938	1,592,537	0	0	(1,989,074)	0	0.00%
Total Investment Income		5,213,466	5,272,827	1,400,000	1,400,000	238,733	1,800,000	28.57%

City of Unalaska
FY2022 General Fund Budget Detail
Revenues
Draft as of 2/28/2021

		FY2019 Actual	FY2020 Actual	FY2021 Original Budget	FY2021 Revised Budget	FY2021 YTD	Proposed Budget	% Chg Original Budget
Other								
01010047 - 45110	Business Licenses and Permits	11,516	11,380	12,000	12,000	11,170	12,000	0.00%
01010047 - 45210	Building Permits	3,225	4,800	5,000	5,000	1,375	2,500	(50.00%)
01010047 - 45220	Taxi Permits	2,795	2,685	2,500	2,500	2,980	3,000	20.00%
01010047 - 45230	Animal Licenses	215	105	300	300	105	300	0.00%
01010047 - 46210	Forfeits	23,385	12,460	1,500	1,500	4,284	2,500	66.67%
01010047 - 47210	Tideland Rent	301,960	300,030	175,000	175,000	265,350	175,000	0.00%
01010047 - 47220	Land Rent	41,647	16,343	20,000	20,000	1,015	20,000	0.00%
01010047 - 47400	Contrb & Donate / Prv Sources	0	0	0	50,000	50,000	0	0.00%
01012047 - 47400	Contrb & Donate / Prv Sources	1,000	5,514	0	0	417	0	0.00%
Total Other		385,744	353,318	216,300	266,300	336,696	215,300	(0.46%)
01010048 - 49210	Sale of Fixed Assets	0	13,649	2,500	2,500	0	2,500	0.00%
01010048 - 49410	Other	10,000	909	0	0	0	0	0.00%
01019848 - 49110	Transfers From Spec Rev Fnd	1,200,000	0	0	0	0	0	0.00%
Total Other Financing Sources		1,210,000	14,558	2,500	2,500	0	2,500	0.00%
Non-recurring Revenues								
01010049 - 49900	Appropriated Fund Balance	0	0	0	1,557,871	0	5,738,147	0.00%
Total Non-recurring Revenues		0	0	0	1,557,871	0	5,738,147	0.00%
Total General Fund Revenues		37,619,247	36,492,294	29,092,071	30,699,942	25,380,623	34,837,696	19.75%

City of Unalaska
FY2022 General Fund Budget Detail
Expenditures
Draft as of 2/28/2021

		FY2019	FY2020	FY2021	FY2021	FY2021	Proposed	% Chg
		Actual	Actual	Original	Revised	YTD	Budget	Original
				Budget	Budget			Budget
Mayor & Council								
Council								
01020151 - 51100	Salaries and Wages	41,400	45,275	44,400	44,400	36,925	44,400	0.00%
01020151 - 52200	FICA & Medicare Emplr Match	3,168	3,464	3,397	3,397	2,825	3,397	0.00%
01020151 - 52300	PERS Employer Contribution	2,741	3,642	3,434	3,434	2,157	3,702	7.80%
01020151 - 52500	Workers Compensation	95	121	182	182	88	193	6.00%
Total Personnel Expenses		47,403	52,502	51,413	51,413	41,995	51,692	0.54%
01020152 - 53260	Training Services	1,580	2,940	6,000	6,000	695	6,000	0.00%
01020152 - 53300	Other Professional Svs	147,250	148,602	150,000	150,000	130,923	150,000	0.00%
01020152 - 55310	Telephone / Fax/ TV	2,677	8,077	2,400	2,400	3,648	2,400	0.00%
01020152 - 55901	Advertising	0	1,982	0	0	0	0	0.00%
01020152 - 55902	Printing and Binding	1,268	1,264	1,300	1,300	1,034	1,300	0.00%
01020152 - 55903	Travel and Related Costs	73,016	52,628	87,200	87,200	0	87,200	0.00%
01020152 - 55906	Membership Dues	10,603	10,879	10,750	10,750	9,139	10,750	0.00%
01020152 - 55999	Other	344	0	2,250	2,250	0	2,250	0.00%
01020152 - 56100	General Supplies	41,930	65,349	40,000	40,000	249	40,000	0.00%
01020152 - 56120	Office Supplies	827	1,095	500	500	115	500	0.00%
01020152 - 56310	Food/Bev/Related for Programs	0	174	500	500	0	500	0.00%
01020152 - 56320	Business Meals	14,343	10,204	19,000	19,000	0	19,000	0.00%
01020152 - 56330	Food/Bev/Related Emp Apprctn	919	356	1,000	1,000	292	1,000	0.00%
01020152 - 56400	Books and Periodicals	701	614	500	500	126	500	0.00%
01020152 - 58498	Council Sponsorships Contngncy	20,000	5,200	20,000	20,000	6,550	20,000	0.00%
01020152 - 58499	Council Sponsorships - Planned	66,594	50,000	50,500	50,500	12,500	50,500	0.00%
Total Operating Expenses		382,053	359,365	391,900	391,900	165,271	391,900	0.00%
Total Council		429,456	411,867	443,313	443,313	207,266	443,592	0.06%

City of Unalaska
FY2022 General Fund Budget Detail
Expenditures
Draft as of 2/28/2021

		FY2019	FY2020	FY2021	FY2021	FY2021	Proposed	% Chg
		Actual	Actual	Original	Revised	YTD	Budget	Original
				Budget	Budget			Budget
City Administration								
City Manager's Office								
01020251 - 51100	Salaries and Wages	204,716	138,639	162,681	162,681	113,158	168,333	3.50%
01020251 - 51300	Overtime	1,625	830	1,000	1,000	89	1,000	0.00%
01020251 - 52100	Health Insurance Benefit	41,746	31,457	47,636	47,636	25,027	50,016	5.00%
01020251 - 52200	FICA & Medicare Emplr Match	17,658	9,262	10,820	10,820	7,566	11,528	6.50%
01020251 - 52300	PERS Employer Contribution	38,421	31,695	46,072	46,072	17,357	50,024	8.60%
01020251 - 52400	Unemployment Insurance	475	663	638	638	500	698	9.40%
01020251 - 52500	Workers Compensation	418	448	655	655	258	676	3.20%
01020251 - 52900	Other Employee Benefits	5,183	98	98	98	40	80	(18.40%)
Total Personnel Expenses		310,242	213,092	269,600	269,600	163,995	282,355	4.73%
01020252 - 53260	Training Services	475	810	975	975	0	975	0.00%
01020252 - 53264	Education Reimbursement	0	0	0	0	0	4,700	0.00%
01020252 - 53300	Other Professional Svcs	5,313	25,191	63,000	63,000	42,500	63,000	0.00%
01020252 - 54230	Custodial Services/Supplies	51,092	50,937	50,000	50,000	39,991	52,000	4.00%
01020252 - 54300	Repair/Maintenance Services	448	0	500	500	206	500	0.00%
01020252 - 54410	Buildings/Land Rental	154	154	100	100	102	200	100.00%
01020252 - 55310	Telephone/Fax/TV	2,929	2,118	2,500	2,500	1,670	2,500	0.00%
01020252 - 55901	Advertising	1,625	0	500	500	0	500	0.00%
01020252 - 55902	Printing and Binding	0	245	500	500	0	500	0.00%
01020252 - 55903	Travel and Related Costs	14,121	11,039	20,000	20,000	0	18,850	(5.80%)
01020252 - 55905	Postal Services	(1,824)	100	1,200	1,200	525	1,200	0.00%
01020252 - 55906	Membership Dues	200	2,688	2,500	2,500	1,094	2,500	0.00%
01020252 - 56100	General Supplies	3,138	4,841	5,000	5,000	1,088	5,000	0.00%
01020252 - 56101	Safety Related Items	39	0	0	0	0	0	0.00%
01020252 - 56120	Office Supplies	1,331	4,213	2,000	2,000	1,550	2,000	0.00%
01020252 - 56150	Computer Hardware / Software	0	2,320	500	500	150	500	0.00%
01020252 - 56260	Gasoline for Vehicles	947	710	1,000	1,000	361	1,000	0.00%
01020252 - 56320	Business Meals	1,037	510	1,500	1,500	0	1,500	0.00%
01020252 - 56330	Food/Bev/Related Emp Apprctn	8,653	7,432	9,000	9,000	9,963	9,000	0.00%
01020252 - 56400	Books and Periodicals	675	1,095	1,200	1,200	1,095	1,200	0.00%
Total Operating Expenses		90,354	114,402	161,975	161,975	100,295	167,625	3.49%
Total City Manager's Office		400,596	327,494	431,575	431,575	264,291	449,980	4.26%

City of Unalaska
FY2022 General Fund Budget Detail
Expenditures
Draft as of 2/28/2021

		FY2019	FY2020	FY2021	FY2021	FY2021	Proposed	% Chg
		Actual	Actual	Original	Revised	YTD	Budget	Original
				Budget	Budget			Budget
City Administration								
Administration								
01020351 - 51100	Salaries and Wages	298,081	327,291	387,074	387,074	259,815	407,366	5.20%
01020351 - 51200	Temporary Employees	4,689	0	0	0	7,150	0	0.00%
01020351 - 51300	Overtime	689	399	1,164	1,164	187	1,182	1.50%
01020351 - 52100	Health Insurance Benefit	92,775	88,956	136,940	136,940	64,694	143,787	5.00%
01020351 - 52200	FICA & Medicare Emplr Match	23,062	24,758	29,700	29,700	20,679	31,092	4.70%
01020351 - 52300	PERS Employer Contribution	74,063	87,676	108,480	108,480	52,110	120,698	11.30%
01020351 - 52400	Unemployment Insurance	1,745	1,586	1,834	1,834	1,221	2,006	9.40%
01020351 - 52500	Workers Compensation	696	849	1,595	1,595	601	1,695	6.30%
01020351 - 52900	Other Employee Benefits	245	294	294	294	200	240	(18.40%)
Total Personnel Expenses		496,044	531,809	667,081	667,081	406,658	708,066	6.14%
01020352 - 53230	Legal Services	63,695	88,675	60,000	60,000	79,659	65,000	8.30%
01020352 - 53240	Engineering/Architectural Svcs	11,500	11,500	0	0	11,500	0	0.00%
01020352 - 53260	Training Services	33,224	1,706	17,300	17,300	1,627	21,100	22.00%
01020352 - 53264	Education Reimbursement	1,145	0	4,900	4,900	223	2,500	(49.00%)
01020352 - 53300	Other Professional Svcs	18,951	22,755	48,000	48,000	35,666	48,000	0.00%
01020352 - 53490	Other Technical Services	0	0	10,000	10,000	0	3,000	(70.00%)
01020352 - 54110	Water / Sewerage	3,299	1,700	2,000	2,000	1,789	2,000	0.00%
01020352 - 54210	Solid Waste	3,891	4,056	4,000	4,000	3,559	4,000	0.00%
01020352 - 54410	Buildings / Land Rental	102	154	0	0	102	0	0.00%
01020352 - 55200	General Insurance	272,866	327,775	470,207	470,207	404,535	529,637	12.60%
01020352 - 55310	Telephone/Fax/TV	11,619	11,014	15,540	15,540	7,965	13,840	(10.90%)
01020352 - 55320	Network / Internet	0	100	0	0	25	0	0.00%
01020352 - 55901	Advertising	446	0	1,100	1,100	648	1,100	0.00%
01020352 - 55902	Printing and Binding	127	0	0	0	350	0	0.00%
01020352 - 55903	Travel and Related Costs	22,168	4,412	20,000	20,000	8,459	20,000	0.00%
01020352 - 55905	Postal Services	(1,915)	200	1,200	1,200	700	1,200	0.00%
01020352 - 55906	Membership Dues	3,049	1,413	4,150	4,150	2,878	2,950	(28.90%)
01020352 - 55908	Employee Moving Costs	2,562	0	0	0	1,258	0	0.00%
01020352 - 56100	General Supplies	168	130	200	200	198	200	0.00%
01020352 - 56101	Safety Related Items	11,807	21,580	21,130	21,130	5,681	21,130	0.00%
01020352 - 56120	Office Supplies	1,335	5,403	5,000	5,000	3,538	5,000	0.00%
01020352 - 56150	Computer Hardware / Software	871	714	500	643	2,028	500	0.00%
01020352 - 56220	Electricity	52,644	38,230	45,000	45,000	37,675	45,000	0.00%
01020352 - 56240	Heating Oil	22,928	26,054	25,000	25,000	15,328	25,000	0.00%
01020352 - 56260	Gasoline for Vehicles	900	373	1,000	1,000	119	750	(25.00%)
01020352 - 56320	Business Meals	663	118	500	500	354	500	0.00%
01020352 - 56330	Food/Bev/Related Emp Apprctn	3,620	1,437	2,500	2,500	4,749	3,000	20.00%
01020352 - 56400	Books and Periodicals	888	150	0	0	350	0	0.00%
Total Operating Expenses		542,553	569,649	759,227	759,370	630,965	815,407	7.40%
01020353 - 57400	Machinery and Equipment	11,475	0	0	0	0	0	0.00%
Total Capital Outlay		11,475	0	0	0	0	0	0.00%
Total Administration		1,050,072	1,101,458	1,426,308	1,426,451	1,037,623	1,523,473	6.81%

City of Unalaska
FY2022 General Fund Budget Detail
Expenditures
Draft as of 2/28/2021

		FY2019	FY2020	FY2021	FY2021	FY2021	Proposed	% Chg
City Clerk		Actual	Actual	Original	Revised	YTD	Budget	Original
				Budget	Budget			Budget
Clerks								
01020551 - 51100	Salaries and Wages	217,103	213,403	257,527	257,527	183,783	264,343	2.60%
01020551 - 51200	Temporary Employees	7,550	973	16,520	16,520	18,643	10,000	(39.50%)
01020551 - 51300	Overtime	211	45	500	500	1,046	1,000	100.00%
01020551 - 52100	Health Insurance Benefit	78,274	61,652	89,319	89,319	47,058	93,780	5.00%
01020551 - 52200	FICA & Medicare Emplr Match	17,259	16,464	21,041	21,041	15,611	21,063	0.10%
01020551 - 52300	PERS Employer Contribution	53,812	59,177	72,274	72,274	36,853	80,007	10.70%
01020551 - 52400	Unemployment Insurance	1,334	1,050	1,247	1,247	854	1,408	12.90%
01020551 - 52500	Workers Compensation	510	572	873	873	453	928	6.30%
01020551 - 52900	Other Employee Benefits	98	98	147	147	80	120	(18.40%)
Total Personnel Expenses		376,152	353,433	459,448	459,448	304,382	472,649	2.87%
01020552 - 53100	Official / Administrative	840	4,768	4,700	4,700	5,101	4,300	(8.50%)
01020552 - 53210	Audit and Accounting	5,483	0	0	0	0	0	0.00%
01020552 - 53230	Legal Services	14,307	13,658	12,000	12,000	3,223	12,000	0.00%
01020552 - 53250	Assessment Services	29,285	31,234	30,000	30,000	13,166	30,000	0.00%
01020552 - 53260	Training Services	2,220	50	2,250	2,250	227	2,250	0.00%
01020552 - 53300	Other Professional Svcs	3,445	1,968	25,500	26,200	2,471	25,500	0.00%
01020552 - 54300	Repair/Maintenance Services	483	0	4,000	4,000	0	4,000	0.00%
01020552 - 54410	Buildings / Land Rental	307	307	250	250	205	250	0.00%
01020552 - 54420	Equipment Rental	2,212	2,212	2,250	2,250	1,475	2,250	0.00%
01020552 - 55310	Telephone / Fax / TV	1,766	1,918	2,250	2,250	1,591	3,550	57.80%
01020552 - 55901	Advertising	4,327	1,697	4,500	4,500	2,247	3,000	(33.30%)
01020552 - 55902	Printing and Binding	1,228	1,248	2,000	2,000	1,248	2,000	0.00%
01020552 - 55903	Travel and Related Costs	11,707	9,517	12,000	12,000	1,060	7,000	(41.70%)
01020552 - 55905	Postal Services	(2,736)	1,550	1,800	1,800	1,050	1,800	0.00%
01020552 - 55906	Membership Dues	480	515	675	675	590	675	0.00%
01020552 - 55999	Other	165	0	500	500	60	500	0.00%
01020552 - 56100	General Supplies	294	245	750	750	962	750	0.00%
01020552 - 56101	Safety Related Items	0	0	0	0	330	0	0.00%
01020552 - 56120	Office Supplies	5,761	2,578	5,500	5,500	1,871	5,500	0.00%
01020552 - 56150	Computer Hardware / Software	0	1,730	0	0	0	0	0.00%
01020552 - 56260	Gasoline for Vehicles	547	520	720	720	364	720	0.00%
01020552 - 56320	Business Meals	445	223	1,000	1,000	635	500	(50.00%)
01020552 - 56330	Food/Bev/Related Emp Apprctn	996	860	1,000	1,000	467	1,000	0.00%
01020552 - 56400	Books and Periodicals	0	0	0	0	54	0	0.00%
01020552 - 59100	Interest Expense	2,428	699	250	250	2	250	0.00%
Total Operating Expenses		85,990	77,495	113,895	114,595	38,399	107,795	(5.36%)
01020553 - 57400	Machinery and Equipment	14,938	0	0	0	0	0	0.00%
Total Capital Outlay		14,938	0	0	0	0	0	0.00%
Total Clerks		477,080	430,927	573,343	574,043	342,780	580,444	1.24%

City of Unalaska
FY2022 General Fund Budget Detail
Expenditures
Draft as of 2/28/2021

		FY2019	FY2020	FY2021	FY2021	FY2021	Proposed	% Chg
		Actual	Actual	Original	Revised	YTD	Budget	Original
				Budget	Budget			Budget
Finance								
Finance								
01020651 - 51100	Salaries and Wages	475,390	385,190	587,046	511,590	346,313	568,248	(3.20%)
01020651 - 51200	Temporary Employees	8,637	14,259	12,969	12,969	3,953	14,305	10.30%
01020651 - 51300	Overtime	514	290	917	917	392	990	8.00%
01020651 - 52100	Health Insurance Benefit	159,257	110,964	195,879	180,993	91,792	205,660	5.00%
01020651 - 52200	FICA & Medicare Emplr Match	37,071	30,285	44,596	39,382	26,920	44,519	(0.20%)
01020651 - 52300	PERS Employer Contribution	115,180	103,814	162,708	141,399	68,491	169,123	3.90%
01020651 - 52400	Unemployment Insurance	2,785	2,201	2,753	2,553	1,819	3,014	9.50%
01020651 - 52500	Workers Compensation	1,309	1,028	2,078	2,078	780	2,208	6.30%
01020651 - 52900	Other Employee Benefits	343	490	588	588	369	480	(18.40%)
Total Personnel Expenses		800,487	648,522	1,009,534	892,469	540,830	1,008,547	(0.10%)
01020652 - 53210	Audit and Accounting	106,155	162,153	110,000	110,000	124,187	135,000	22.70%
01020652 - 53220	Investment Management Svcs	164,983	169,723	165,000	165,000	115,056	165,000	0.00%
01020652 - 53260	Training Services	1,722	20	4,000	4,000	0	3,625	(9.40%)
01020652 - 53300	Other Professional Svcs	60,116	245,858	75,000	190,615	175,038	25,000	(66.70%)
01020652 - 54230	Custodial Services/Supplies	0	0	100	100	0	100	0.00%
01020652 - 54300	Repair/Maintenance Services	7,276	2,405	6,000	6,000	5,508	5,000	(16.70%)
01020652 - 55310	Telephone/Fax/TV	2,416	2,558	2,500	3,200	2,952	3,200	28.00%
01020652 - 55901	Advertising	225	1,413	500	500	0	400	(20.00%)
01020652 - 55903	Travel and Related Costs	3,012	1,781	10,000	10,000	0	15,500	55.00%
01020652 - 55904	Banking / Credit Card Fees	21,855	20,612	25,000	25,000	12,716	25,000	0.00%
01020652 - 55905	Postal Services	(10,536)	5,033	6,000	6,750	3,876	6,750	12.50%
01020652 - 55906	Membership Dues	873	339	1,000	1,000	279	1,000	0.00%
01020652 - 55908	Employee Moving Costs	0	0	5,000	5,000	1,887	5,000	0.00%
01020652 - 55911	Recruitment Costs	0	495	10,000	10,000	122	10,000	0.00%
01020652 - 55999	Other	0	299	0	0	0	0	0.00%
01020652 - 56100	General Supplies	3,348	1,109	1,000	1,000	68	1,000	0.00%
01020652 - 56101	Safety Related Items	117	35	0	0	33	0	0.00%
01020652 - 56120	Office Supplies	11,892	15,884	12,300	12,300	12,170	12,300	0.00%
01020652 - 56150	Computer Hardware / Software	0	1,420	0	143	143	0	0.00%
01020652 - 56260	Gasoline for Vehicles	657	337	600	600	139	600	0.00%
01020652 - 56320	Business Meals	0	361	400	400	0	400	0.00%
01020652 - 56330	Food/Bev/Related Emp Apprctn	3,390	3,079	3,800	3,800	1,378	3,800	0.00%
01020652 - 56400	Books and Periodicals	595	0	700	700	1,105	700	0.00%
01020652 - 58500	Bad Debt Expense	334,575	180,787	0	0	0	0	0.00%
Total Operating Expenses		712,669	815,701	438,900	556,108	456,656	419,375	(4.45%)
01020654 - 58920	Allocations OUT-Credit	(298,908)	(297,444)	(297,456)	(297,456)	(206,775)	(297,456)	0.00%
Total Other Expenses		(298,908)	(297,444)	(297,456)	(297,456)	(206,775)	(297,456)	0.00%
Total Finance		1,214,248	1,166,778	1,150,978	1,151,121	790,711	1,130,466	(1.78%)

City of Unalaska
FY2022 General Fund Budget Detail
Expenditures
Draft as of 2/28/2021

		FY2019	FY2020	FY2021	FY2021	FY2021	Proposed	% Chg
		Actual	Actual	Original	Revised	YTD	Budget	Original
				Budget	Budget			Budget
Finance								
Information Systems								
01020751 - 51100	Salaries and Wages	213,225	233,252	250,838	250,838	143,582	228,276	(9.00%)
01020751 - 51200	Temporary Employees	0	0	0	0	3,825	3,600	0.00%
01020751 - 51300	Overtime	469	315	1,155	1,155	446	1,155	0.00%
01020751 - 52100	Health Insurance Benefit	60,271	52,475	68,775	68,775	31,248	72,210	5.00%
01020751 - 52200	FICA & Medicare Emplr Match	16,345	17,866	19,185	19,185	11,313	17,825	(7.10%)
01020751 - 52300	PERS Employer Contribution	49,755	60,306	63,637	63,637	28,398	61,041	(4.10%)
01020751 - 52400	Unemployment Insurance	893	941	921	921	408	1,045	13.50%
01020751 - 52500	Workers Compensation	10,483	8,860	14,055	14,055	4,928	14,937	6.30%
01020751 - 52900	Other Employee Benefits	49	147	147	147	40	120	(18.40%)
Total Personnel Expenses		351,490	374,161	418,713	418,713	224,188	400,209	(4.42%)
01020752 - 53260	Training Services	5,035	3,290	8,000	8,000	0	8,000	0.00%
01020752 - 53300	Other Professional Svcs	14,190	33,885	23,200	23,200	10,386	4,000	(82.80%)
01020752 - 53410	Software / Hardware Support	203,221	170,046	282,457	282,457	255,321	209,714	(25.80%)
01020752 - 55310	Telephone/Fax/TV	750	719	3,500	3,500	2,860	2,200	(37.10%)
01020752 - 55320	Network / Internet	78,608	78,745	151,730	151,730	70,842	151,730	0.00%
01020752 - 55903	Travel and Related Costs	6,731	9,485	10,000	10,000	0	10,000	0.00%
01020752 - 56100	General Supplies	3,613	2,005	2,000	2,000	648	2,000	0.00%
01020752 - 56101	Safety Related Items	0	0	500	500	0	500	0.00%
01020752 - 56150	Computer Hardware / Software	225,326	243,602	85,608	85,743	51,606	179,740	110.00%
01020752 - 56260	Gasoline for Vehicles	340	326	1,000	1,000	378	1,000	0.00%
Total Operating Expenses		537,813	542,103	567,995	568,130	392,041	568,884	0.16%
01020753 - 57400	Machinery and Equipment	85,482	0	0	0	0	0	0.00%
Total Capital Outlay		85,482	0	0	0	0	0	0.00%
Total Information Systems		974,785	916,264	986,708	986,843	616,229	969,093	(1.79%)

City of Unalaska
FY2022 General Fund Budget Detail
Expenditures
Draft as of 2/28/2021

		FY2019	FY2020	FY2021	FY2021	FY2021	Proposed	% Chg
		Actual	Actual	Original	Revised	YTD	Budget	Original
				Budget	Budget			Budget
Planning								
Planning								
01020851 - 51100	Salaries and Wages	267,926	301,467	357,325	357,325	237,727	367,446	2.80%
01020851 - 51200	Temporary Employees	10,766	9,252	15,600	15,600	0	15,600	0.00%
01020851 - 51300	Overtime	1,051	272	500	500	280	500	0.00%
01020851 - 52100	Health Insurance Benefit	91,924	81,661	119,092	119,092	63,101	125,040	5.00%
01020851 - 52200	FICA & Medicare Emplr Match	21,631	24,006	28,297	28,297	18,297	29,341	3.70%
01020851 - 52300	PERS Employer Contribution	65,156	83,164	96,685	96,685	50,156	107,343	11.00%
01020851 - 52400	Unemployment Insurance	1,565	1,639	1,752	1,752	1,092	1,900	8.40%
01020851 - 52500	Workers Compensation	646	827	1,369	1,369	547	1,455	6.30%
01020851 - 52900	Other Employee Benefits	196	147	196	196	120	160	(18.40%)
Total Personnel Expenses		460,861	502,435	620,816	620,816	371,321	648,785	4.51%
01020852 - 53230	Legal Services	3,188	2,199	4,000	4,000	7,955	4,000	0.00%
01020852 - 53240	Engineering/Architectural Svcs	12,510	0	10,000	10,000	0	5,000	(50.00%)
01020852 - 53260	Training Services	1,606	3,117	15,000	15,000	1,709	15,000	0.00%
01020852 - 53264	Education Reimbursement	0	0	4,000	4,000	0	4,000	0.00%
01020852 - 53300	Other Professional Svcs	1,180	3,223	20,000	20,000	317	15,000	(25.00%)
01020852 - 53430	Survey Services	0	0	5,000	5,000	0	5,000	0.00%
01020852 - 53490	Other Technical Services	2,950	1,391	15,000	15,000	0	5,000	(66.70%)
01020852 - 54300	Repair/Maintenance Services	3,300	0	1,000	1,000	0	1,000	0.00%
01020852 - 55310	Telephone / Fax/TV	5,589	3,301	2,000	2,000	2,693	2,000	0.00%
01020852 - 55901	Advertising	595	0	1,500	1,500	0	1,500	0.00%
01020852 - 55903	Travel and Related Costs	30,436	11,181	15,000	15,000	0	25,000	66.70%
01020852 - 55905	Postal Services	(760)	200	500	500	350	500	0.00%
01020852 - 55906	Membership Dues	1,199	355	3,500	3,500	333	2,000	(42.90%)
01020852 - 55908	Employee Moving Costs	703	0	5,000	5,000	0	5,000	0.00%
01020852 - 55999	Other	404	0	0	0	0	0	0.00%
01020852 - 56100	General Supplies	2,082	1,271	1,000	1,000	815	1,000	0.00%
01020852 - 56101	Safety Related Items	16	126	1,000	1,000	0	1,000	0.00%
01020852 - 56120	Office Supplies	4,439	2,138	4,000	4,000	4,220	4,000	0.00%
01020852 - 56150	Computer Hardware / Software	0	286	3,000	3,000	5,196	3,000	0.00%
01020852 - 56160	Uniforms	0	0	0	0	218	0	0.00%
01020852 - 56260	Gasoline for Vehicles	727	821	1,000	1,000	225	1,000	0.00%
01020852 - 56320	Business Meals	1,946	77	1,500	1,500	268	1,500	0.00%
01020852 - 56330	Food/Bev/Related Emp Apprctn	1,570	2,527	1,200	1,200	1,563	1,200	0.00%
01020852 - 56400	Books and Periodicals	0	0	300	300	0	300	0.00%
Total Operating Expenses		73,679	32,212	114,500	114,500	25,862	103,000	(10.04%)
01020853 - 57400	Machinery and Equipment	25,394	0	0	0	0	0	0.00%
Total Capital Outlay		25,394	0	0	0	0	0	0.00%
Total Planning		559,933	534,647	735,316	735,316	397,182	751,785	2.24%

City of Unalaska
FY2022 General Fund Budget Detail
Expenditures
Draft as of 2/28/2021

		FY2019	FY2020	FY2021	FY2021	FY2021	Proposed	% Chg
		Actual	Actual	Original	Revised	YTD	Budget	Original
				Budget	Budget			Budget
Public Safety								
Police and Admin								
01021151 - 51100	Salaries and Wages	1,225,646	844,083	1,713,998	1,713,998	956,885	1,858,759	8.40%
01021151 - 51200	Temporary Employees	70,190	115,123	7,500	7,500	57,666	7,500	0.00%
01021151 - 51300	Overtime	356,834	152,781	300,000	300,000	233,133	300,000	0.00%
01021151 - 52100	Health Insurance Benefit	327,166	172,541	506,140	506,140	220,125	531,420	5.00%
01021151 - 52200	FICA & Medicare Emplr Match	120,026	75,852	148,024	148,024	87,640	159,032	7.40%
01021151 - 52300	PERS Employer Contribution	349,549	271,117	537,057	537,057	235,628	589,934	9.80%
01021151 - 52400	Unemployment Insurance	5,892	6,068	6,857	6,857	4,591	7,487	9.20%
01021151 - 52500	Workers Compensation	27,274	26,403	52,187	52,187	30,405	55,462	6.30%
01021151 - 52900	Other Employee Benefits	735	637	882	882	480	720	(18.40%)
Total Personnel Expenses		2,483,313	1,664,605	3,272,645	3,272,645	1,826,553	3,510,314	7.26%
01021152 - 53230	Legal Services	1,082	1,283	4,000	4,000	1,870	10,000	150.00%
01021152 - 53260	Training Services	24,190	21,041	60,850	60,850	16,367	60,850	0.00%
01021152 - 53264	Education Reimbursement	0	0	5,000	5,000	0	5,000	0.00%
01021152 - 53300	Other Professional Svs	14,174	19,059	8,000	8,000	10,956	15,000	87.50%
01021152 - 53410	Software / Hardware Support	3,934	566	3,000	3,000	4,448	3,000	0.00%
01021152 - 54110	Water / Sewerage	2,460	1,913	1,500	1,500	2,027	1,500	0.00%
01021152 - 54210	Solid Waste	2,970	2,561	2,850	2,850	1,760	2,850	0.00%
01021152 - 54230	Custodial Services/Supplies	14,482	8,679	15,500	15,500	5,726	15,500	0.00%
01021152 - 54300	Repair/Maintenance Services	1,779	833	5,000	5,000	172	5,000	0.00%
01021152 - 54410	Buildings / Land Rental	900	900	1,050	1,050	1,125	1,375	31.00%
01021152 - 55310	Telephone / Fax/TV	17,508	16,143	20,000	20,000	14,357	23,000	15.00%
01021152 - 55320	Network / Internet	2,781	2,055	3,000	3,000	1,921	3,000	0.00%
01021152 - 55330	Radio	2,057	438	14,500	14,500	0	10,000	(31.00%)
01021152 - 55390	Other Communications / Cable	0	489	0	0	413	1,000	0.00%
01021152 - 55901	Advertising	625	850	1,000	1,000	475	1,000	0.00%
01021152 - 55902	Printing and Binding	345	515	1,000	1,000	328	1,000	0.00%
01021152 - 55903	Travel and Related Costs	29,792	7,321	44,725	44,725	9,039	55,725	24.60%
01021152 - 55904	Banking / Credit Card Fees	3,184	2,832	3,600	3,600	1,571	3,600	0.00%
01021152 - 55905	Postal Services	487	3,443	3,000	3,000	1,764	3,000	0.00%
01021152 - 55906	Membership Dues	924	939	1,560	1,560	30	1,560	0.00%
01021152 - 55907	Permit Fees	0	0	50	50	0	50	0.00%
01021152 - 55908	Employee Moving Costs	7,943	4,935	50,000	50,000	2,569	50,000	0.00%
01021152 - 55909	Investigations	4,622	10,888	10,000	10,000	1,206	10,000	0.00%
01021152 - 55910	Impound Fees Exp	1,250	1,500	6,000	6,000	625	6,000	0.00%
01021152 - 55911	Recruitment Costs	40,464	19,131	42,000	42,375	7,358	30,000	(28.60%)
01021152 - 56100	General Supplies	43,330	44,508	42,100	55,482	20,197	42,100	0.00%
01021152 - 56101	Safety Related Items	1,252	325	1,000	1,000	330	1,000	0.00%
01021152 - 56106	Disaster Supplies	0	0	1,000	1,000	0	1,000	0.00%
01021152 - 56120	Office Supplies	10,365	3,500	7,000	7,000	7,762	7,000	0.00%
01021152 - 56150	Computer Hardware / Software	3,062	29,659	7,000	7,000	5,442	7,000	0.00%
01021152 - 56160	Uniforms	4,801	13,172	13,500	18,088	9,770	13,500	0.00%
01021152 - 56220	Electricity	41,709	25,087	18,500	18,500	23,167	18,500	0.00%
01021152 - 56240	Heating Oil	25,126	19,599	14,100	14,100	12,820	14,100	0.00%
01021152 - 56260	Gasoline for Vehicles	15,534	13,786	16,000	16,000	11,669	20,000	25.00%
01021152 - 56310	Food/Bev/Related for Programs	132	482	500	500	207	500	0.00%
01021152 - 56320	Business Meals	39	256	300	300	13	300	0.00%
01021152 - 56330	Food/Bev/Related Emp Apprctn	2,428	1,883	2,500	2,500	2,095	2,500	0.00%
01021152 - 56400	Books and Periodicals	816	0	1,000	1,000	424	1,000	0.00%
01021152 - 56450	Grants (Supplies)	6,859	0	0	0	0	0	0.00%
01021152 - 56454	Grants-SHSP	9,060	44,250	0	0	0	0	0.00%
01021152 - 56460	State Seizure Funds	0	0	91,771	91,771	0	91,771	0.00%
Total Operating Expenses		342,466	324,820	523,456	541,801	180,004	539,281	3.02%

City of Unalaska
FY2022 General Fund Budget Detail
Expenditures
Draft as of 2/28/2021

		FY2019 Actual	FY2020 Actual	FY2021 Original Budget	FY2021 Revised Budget	FY2021 YTD	Proposed Budget	% Chg Original Budget
Public Safety								
01021153 - 57400	Machinery and Equipment	0	0	119,000	119,000	0	62,187	(47.70%)
Total Capital Outlay		0	0	119,000	119,000	0	62,187	(47.74%)
Total Police and Admin		2,825,778	1,989,425	3,915,101	3,933,446	2,006,557	4,111,782	5.02%

City of Unalaska
FY2022 General Fund Budget Detail
Expenditures
Draft as of 2/28/2021

	FY2019 Actual	FY2020 Actual	FY2021 Original Budget	FY2021 Revised Budget	FY2021 YTD	Proposed Budget	% Chg Original Budget
Public Safety							
Police Communications							
01021251 - 51100 Salaries and Wages	160,037	322,991	466,383	466,383	336,611	464,185	(0.50%)
01021251 - 51200 Temporary Employees	11,960	24,669	0	0	11,943	0	0.00%
01021251 - 51300 Overtime	11,604	46,125	46,750	46,750	45,830	42,500	(9.10%)
01021251 - 52100 Health Insurance Benefit	62,751	66,472	141,422	141,422	73,303	148,485	5.00%
01021251 - 52200 FICA/Medicare Employer Match	14,185	28,154	38,176	38,176	28,884	38,289	0.30%
01021251 - 52300 PERS Employer Benefit	42,000	94,532	128,058	128,058	67,116	137,532	7.40%
01021251 - 52400 Unemployment Ins Benefit	1,396	2,202	1,895	1,895	1,638	2,071	9.30%
01021251 - 52500 Workers Compensation Ins	752	1,963	1,472	1,472	1,653	1,564	6.30%
01021251 - 52900 Other Employee Benefits	0	245	245	245	120	200	(18.40%)
Total Personnel Expenses	304,685	587,353	824,401	824,401	567,098	834,826	1.26%
01021252 - 53260 Training Services	770	100	0	0	5,517	5,000	0.00%
01021252 - 53264 Education Reimbursement	0	4,800	5,000	5,000	3,600	5,000	0.00%
01021252 - 53300 Other Professional	2,533	367	0	0	829	1,000	0.00%
01021252 - 54110 Water / Sewerage	0	0	1,000	1,000	0	1,000	0.00%
01021252 - 54210 Solid Waste	0	1,243	500	500	1,048	500	0.00%
01021252 - 54230 Custodial Services/Supplies	314	5,755	5,225	5,225	3,818	5,000	(4.30%)
01021252 - 54300 Repair/Maintenance Services	0	555	0	0	123	1,000	0.00%
01021252 - 55310 Telephone / Fax / TV	17	3,442	1,000	1,000	1,963	1,000	0.00%
01021252 - 55320 Network / Internet	0	0	4,000	4,000	0	3,000	(25.00%)
01021252 - 55390 Other Communications / Cable	0	326	0	0	275	500	0.00%
01021252 - 55903 Travel and Related Costs	4,322	0	3,130	3,130	0	0	(100.00%)
01021252 - 55905 Postal Services	0	0	800	800	0	800	0.00%
01021252 - 55906 Membership Dues	0	0	125	125	0	125	0.00%
01021252 - 55908 Employee Moving Costs	0	640	2,000	2,000	865	0	(100.00%)
01021252 - 55911 Recruitment Costs	0	0	0	0	1,298	0	0.00%
01021252 - 56100 General Supplies	285	1,696	1,500	1,500	1,521	1,500	0.00%
01021252 - 56101 Safety Related Items	0	0	1,000	1,000	0	1,000	0.00%
01021252 - 56120 Office Supplies	881	2,416	1,500	1,500	584	1,500	0.00%
01021252 - 56150 Computer Hardware / Software	0	1,598	1,200	1,200	896	1,200	0.00%
01021252 - 56160 Uniforms	0	2,038	1,500	1,500	1,069	1,500	0.00%
01021252 - 56220 Electricity	0	0	1,500	1,500	0	1,500	0.00%
01021252 - 56240 Heating Oil	0	0	1,500	1,500	0	1,500	0.00%
01021252 - 56330 Food/Bev/Related Emp Apprctn	355	185	300	300	58	300	0.00%
01021252 - 56400 Books and Periodicals	0	0	300	300	0	300	0.00%
Total Operating Expenses	9,475	25,160	33,080	33,080	23,466	34,225	3.46%
Total Police Communications	314,160	612,514	857,481	857,481	590,564	869,051	1.35%

City of Unalaska
FY2022 General Fund Budget Detail
Expenditures
Draft as of 2/28/2021

		FY2019 Actual	FY2020 Actual	FY2021 Original Budget	FY2021 Revised Budget	FY2021 YTD	Proposed Budget	% Chg Original Budget
Public Safety								
Police Corrections								
01021451 - 51100	Salaries and Wages	517,394	333,959	562,194	562,194	330,079	573,779	2.10%
01021451 - 51200	Temporary Employees	11,960	43,550	0	0	11,943	0	0.00%
01021451 - 51300	Overtime	41,818	31,571	48,750	48,750	37,751	50,000	2.60%
01021451 - 52100	Health Insurance Benefit	140,092	73,624	163,752	163,752	74,665	171,930	5.00%
01021451 - 52200	FICA & Medicare Emplr Match	43,717	30,083	46,374	46,374	28,244	46,973	1.30%
01021451 - 52300	PERS Employer Contribution	118,246	98,282	155,821	155,821	70,619	170,532	9.40%
01021451 - 52400	Unemployment Insurance	2,297	2,085	2,195	2,195	1,710	2,398	9.20%
01021451 - 52500	Workers Compensation	10,773	10,536	15,918	15,918	9,436	16,917	6.30%
01021451 - 52900	Other Employee Benefits	245	245	245	245	160	200	(18.40%)
Total Personnel Expenses		886,542	623,935	995,249	995,249	564,606	1,032,729	3.77%
01021452 - 53230	Legal Services	0	0	500	500	0	500	0.00%
01021452 - 53260	Training Services	80	351	1,050	1,050	503	5,000	376.20%
01021452 - 53264	Education Reimbursement	0	669	5,000	5,000	0	5,000	0.00%
01021452 - 53300	Other Professional Svs	2,157	2,774	2,500	2,500	3,538	3,000	20.00%
01021452 - 53310	Protective Custody Medical	0	0	500	500	1,984	500	0.00%
01021452 - 54110	Water / Sewerage	820	385	425	425	676	425	0.00%
01021452 - 54210	Solid Waste	2,837	989	1,050	1,050	1,185	1,050	0.00%
01021452 - 54230	Custodial Services/Supplies	4,227	6,112	4,500	4,500	3,943	5,000	11.10%
01021452 - 54300	Repair/Maintenance Services	445	555	2,000	2,000	120	2,000	0.00%
01021452 - 55310	Telephone / Fax/TV	1,916	2,389	3,350	3,350	1,568	2,500	(25.40%)
01021452 - 55330	Radio	0	0	1,000	1,000	0	1,000	0.00%
01021452 - 55390	Other Communications	964	326	1,000	1,000	275	1,000	0.00%
01021452 - 55902	Printing and Binding	99	0	0	0	81	250	0.00%
01021452 - 55903	Travel and Related Costs	4,214	0	9,180	9,180	5,503	0	(100.00%)
01021452 - 55905	Postal Services	0	0	200	200	0	200	0.00%
01021452 - 55906	Membership Dues	0	0	400	400	0	400	0.00%
01021452 - 55907	Permit Fees	190	200	200	200	190	200	0.00%
01021452 - 55908	Employee Moving Costs	0	0	10,000	10,000	646	5,000	(50.00%)
01021452 - 55911	Recruitment Costs	0	0	0	0	2,705	0	0.00%
01021452 - 56100	General Supplies	8,716	1,088	3,750	4,365	1,174	2,500	(33.30%)
01021452 - 56101	Safety Related Items	0	0	1,000	1,000	0	1,000	0.00%
01021452 - 56120	Office Supplies	817	1,968	1,000	1,000	235	1,000	0.00%
01021452 - 56150	Computer Hardware / Software	688	786	1,000	1,175	325	1,000	0.00%
01021452 - 56160	Uniforms	1,577	1,254	1,500	1,500	517	1,500	0.00%
01021452 - 56220	Electricity	13,903	4,460	7,000	7,000	7,722	7,000	0.00%
01021452 - 56240	Heating Oil	8,379	4,164	5,500	5,500	4,274	5,500	0.00%
01021452 - 56260	Gasoline for Vehicles	1,726	1,509	2,000	2,000	1,297	2,000	0.00%
01021452 - 56310	Food/Bev/Related for Programs	14,878	13,487	18,000	18,000	13,803	18,000	0.00%
01021452 - 56330	Food/Bev/Related Emp Apprctn	919	416	750	750	174	750	0.00%
01021452 - 56400	Books and Periodicals	0	0	200	200	0	200	0.00%
Total Operating Expenses		69,550	43,883	84,555	85,345	52,438	73,475	(13.10%)
Total Police Corrections		956,091	667,818	1,079,804	1,080,594	617,044	1,106,204	2.44%

City of Unalaska
FY2022 General Fund Budget Detail
Expenditures
Draft as of 2/28/2021

		FY2019	FY2020	FY2021	FY2021	FY2021	Proposed	% Chg
Fire & EMS		Actual	Actual	Original	Revised	YTD	Budget	Original
				Budget	Budget			Budget
Fire and Emergency Services								
01021551 - 51100	Salaries and Wages	684,308	332,958	640,401	640,401	367,501	651,351	1.70%
01021551 - 51200	Temporary Employees	32,545	29,425	64,000	64,000	31,621	64,000	0.00%
01021551 - 51300	Overtime	84,219	54,241	52,250	52,250	75,321	62,500	19.60%
01021551 - 52100	Health Insurance Benefit	195,302	59,770	171,195	171,195	86,871	179,745	5.00%
01021551 - 52200	FICA & Medicare Emplr Match	64,530	30,723	54,013	54,013	36,229	59,286	9.80%
01021551 - 52300	PERS Employer Contribution	183,057	94,877	185,042	185,042	88,385	204,267	10.40%
01021551 - 52400	Unemployment Insurance	3,643	2,267	2,295	2,295	1,656	2,507	9.20%
01021551 - 52500	Workers Compensation	14,008	12,157	26,291	26,291	13,219	27,942	6.30%
01021551 - 52900	Other Employee Benefits	245	147	245	245	120	200	(18.40%)
Total Personnel Expenses		1,261,857	616,564	1,195,732	1,195,732	700,922	1,251,798	4.69%
01021552 - 53230	Legal Services	0	0	500	500	0	500	0.00%
01021552 - 53260	Training Services	10,541	2,901	14,100	14,100	11,520	20,100	42.60%
01021552 - 53264	Education Reimbursement	0	0	10,000	10,000	0	15,000	50.00%
01021552 - 53300	Other Professional Svs	19,155	17,861	28,600	28,600	4,848	28,600	0.00%
01021552 - 53410	Software / Hardware Support	2,818	0	0	0	2,804	2,500	0.00%
01021552 - 54110	Water / Sewerage	325	1,249	1,000	1,000	465	1,000	0.00%
01021552 - 54210	Solid Waste	3,371	4,305	4,000	4,000	2,324	4,000	0.00%
01021552 - 54230	Custodial Services/Supplies	11,992	8,298	12,010	12,010	5,708	12,010	0.00%
01021552 - 54300	Repair/Maintenance Services	2,224	833	4,000	4,000	169	4,000	0.00%
01021552 - 54410	Buildings / Land Rental	4,397	4,844	4,400	4,400	0	4,400	0.00%
01021552 - 55310	Telephone / Fax/TV	7,406	17,674	6,500	6,500	23,043	36,000	453.80%
01021552 - 55330	Radio	12,264	2,848	4,000	4,000	0	4,000	0.00%
01021552 - 55390	Other Communications / Cable	0	489	0	0	413	0	0.00%
01021552 - 55901	Advertising	0	225	350	350	13	350	0.00%
01021552 - 55902	Printing and Binding	0	283	1,000	1,000	0	1,000	0.00%
01021552 - 55903	Travel and Related Costs	22,575	14,183	25,000	25,000	1,425	48,500	94.00%
01021552 - 55905	Postal Services	279	104	600	600	15	600	0.00%
01021552 - 55906	Membership Dues	579	1,776	1,750	1,750	100	1,750	0.00%
01021552 - 55908	Employee Moving Costs	5,074	1,698	10,000	10,000	0	10,000	0.00%
01021552 - 55911	Recruitment Costs	382	4,269	4,000	4,000	128	4,000	0.00%
01021552 - 56100	General Supplies	74,310	117,500	57,520	78,445	64,915	57,520	0.00%
01021552 - 56101	Safety Related Items	6,162	11,842	14,000	14,000	7,254	15,000	7.10%
01021552 - 56120	Office Supplies	10,492	674	3,000	3,000	2,700	3,000	0.00%
01021552 - 56130	Machinery / Vehicle Parts	0	75,585	0	0	0	0	0.00%
01021552 - 56150	Computer Hardware / Software	7,575	19,021	1,500	1,500	6,737	1,500	0.00%
01021552 - 56160	Uniforms	26,673	6,234	45,000	64,847	31,644	21,500	(52.20%)
01021552 - 56220	Electricity	5,911	16,734	29,000	29,000	5,590	29,000	0.00%
01021552 - 56230	Propane	0	85	200	200	32	200	0.00%
01021552 - 56240	Heating Oil	8,497	16,455	20,000	20,000	5,198	20,000	0.00%
01021552 - 56260	Gasoline for Vehicles	2,753	3,704	3,500	3,500	3,233	4,000	14.30%
01021552 - 56270	Diesel for Equipment	2,009	2,091	2,250	2,250	1,194	2,500	11.10%
01021552 - 56310	Food/Bev/Related for Programs	706	461	1,200	1,200	0	1,200	0.00%
01021552 - 56320	Business Meals	52	1,387	200	200	0	2,000	900.00%
01021552 - 56330	Food/Bev/Related Emp Apprctn	6,358	10,656	17,450	17,450	6,010	17,450	0.00%
01021552 - 56400	Books and Periodicals	3,119	1,960	1,750	1,750	0	1,750	0.00%
Total Operating Expenses		257,998	368,226	328,380	369,152	187,482	374,930	14.18%
01021553 - 57400	Machinery and Equipment	2,300	353,123	0	57,871	23,497	0	0.00%
Total Capital Outlay		2,300	353,123	0	57,871	23,497	0	0.00%
Total Fire and Emergency Services		1,522,156	1,337,913	1,524,112	1,622,755	911,902	1,626,728	6.73%

City of Unalaska
FY2022 General Fund Budget Detail
Expenditures
Draft as of 2/28/2021

	FY2019 Actual	FY2020 Actual	FY2021 Original Budget	FY2021 Revised Budget	FY2021 YTD	Proposed Budget	% Chg Original Budget
Public Works							
DPW Admin & Engineering							
01022051 - 51100 Salaries and Wages	305,046	267,697	331,165	331,165	231,228	330,167	(0.30%)
01022051 - 51200 Temporary Employees	1,035	0	0	0	0	0	0.00%
01022051 - 51300 Overtime	19	0	501	501	0	750	49.70%
01022051 - 52100 Health Insurance Benefit	95,546	74,465	111,648	111,648	59,781	117,225	5.00%
01022051 - 52200 FICA & Medicare Emplr Match	23,452	20,476	25,040	25,040	17,556	25,168	0.50%
01022051 - 52300 PERS Employer Contribution	68,037	70,307	90,440	90,440	47,161	98,232	8.60%
01022051 - 52400 Unemployment Insurance	1,485	1,411	1,497	1,497	984	1,635	9.20%
01022051 - 52500 Workers Compensation	3,824	3,981	6,518	6,518	3,148	6,928	6.30%
01022051 - 52900 Other Employee Benefits	873	653	1,229	1,229	539	1,117	(9.10%)
Total Personnel Expenses	499,316	438,990	568,038	568,038	360,397	581,222	2.32%
01022052 - 53230 Legal Services	1,686	1,612	1,000	1,000	2,846	1,000	0.00%
01022052 - 53240 Engineering/Architectural Svs	19,606	24,145	75,000	75,000	2,730	75,000	0.00%
01022052 - 53260 Training Services	3,553	1,158	7,000	7,000	3,871	7,000	0.00%
01022052 - 53300 Other Professional Svs	609	1,336	1,000	1,000	420	1,000	0.00%
01022052 - 53430 Survey Services	0	0	5,000	5,000	0	5,000	0.00%
01022052 - 54110 Water / Sewerage	1,881	1,889	1,000	1,000	1,567	1,500	50.00%
01022052 - 54210 Solid Waste	3,030	3,515	2,600	2,600	3,130	2,600	0.00%
01022052 - 54230 Custodial Services/Supplies	12,129	12,336	14,000	14,000	8,187	13,650	(2.50%)
01022052 - 54300 Repair/Maintenance Services	2,126	1,527	5,900	5,900	884	5,900	0.00%
01022052 - 54410 Buildings / Land Rental	38	0	0	0	0	0	0.00%
01022052 - 55310 Telephone / Fax/TV	8,688	9,689	5,000	5,000	7,373	10,000	100.00%
01022052 - 55320 Network / Internet	0	0	4,000	4,000	0	0	(100.00%)
01022052 - 55901 Advertising	888	254	300	300	0	300	0.00%
01022052 - 55903 Travel and Related Costs	7,240	9,848	15,000	15,000	0	18,000	20.00%
01022052 - 55905 Postal Services	450	1,350	1,100	1,100	330	1,100	0.00%
01022052 - 55906 Membership Dues	196	1,604	1,500	1,500	208	1,500	0.00%
01022052 - 56100 General Supplies	10,556	31,995	7,250	17,554	20,800	7,250	0.00%
01022052 - 56101 Safety Related Items	2,211	3,325	2,000	2,000	425	2,000	0.00%
01022052 - 56120 Office Supplies	5,206	5,001	9,000	9,000	4,347	8,025	(10.80%)
01022052 - 56150 Computer Hardware / Software	0	6,258	1,000	1,000	36	1,000	0.00%
01022052 - 56220 Electricity	33,557	23,843	28,000	28,000	22,851	28,000	0.00%
01022052 - 56240 Heating Oil	43,667	38,680	40,000	40,000	17,507	41,200	3.00%
01022052 - 56260 Gasoline for Vehicles	2,903	1,375	3,000	3,000	372	2,400	(20.00%)
01022052 - 56320 Business Meals	0	0	300	300	0	300	0.00%
01022052 - 56330 Food/Bev/Related Emp Apprctn	7,370	5,884	4,500	4,500	2,969	4,500	0.00%
01022052 - 56400 Books and Periodicals	447	1,529	2,500	2,500	0	1,000	(60.00%)
Total Operating Expenses	168,035	188,151	236,950	247,254	100,852	239,225	0.96%
01022053 - 57400 Machinery and Equipment	32,560	0	45,000	45,000	0	0	(100.00%)
Total Capital Outlay	32,560	0	45,000	45,000	0	0	(100.00%)
Total DPW Admin & Engineering	699,910	627,141	849,988	860,292	461,249	820,447	(3.48%)

City of Unalaska
FY2022 General Fund Budget Detail
Expenditures
Draft as of 2/28/2021

		FY2019	FY2020	FY2021	FY2021	FY2021	Proposed	% Chg
		Actual	Actual	Original	Revised	YTD	Budget	Original
				Budget	Budget			Budget
Public Works								
Streets and Roads								
01022251 - 51100	Salaries and Wages	883,418	816,126	952,725	952,725	636,443	902,967	(5.20%)
01022251 - 51200	Temporary Employees	34,677	33,465	36,088	36,088	0	36,088	0.00%
01022251 - 51300	Overtime	50,641	59,321	45,000	45,000	83,398	45,000	0.00%
01022251 - 52100	Health Insurance Benefit	261,273	184,774	297,730	297,730	156,479	312,600	5.00%
01022251 - 52200	FICA & Medicare Emplr Match	74,085	69,499	79,088	79,088	55,068	75,280	(4.80%)
01022251 - 52300	PERS Employer Contribution	234,653	231,195	278,107	278,107	151,093	284,644	2.40%
01022251 - 52400	Unemployment Insurance	4,379	3,328	4,351	4,351	2,694	4,721	8.50%
01022251 - 52500	Workers Compensation	27,323	32,072	39,878	39,878	23,254	42,381	6.30%
01022251 - 52900	Other Employee Benefits	4,719	4,106	6,349	6,349	3,385	6,259	(1.40%)
Total Personnel Expenses		1,575,168	1,433,886	1,739,316	1,739,316	1,111,814	1,709,940	(1.69%)
01022252 - 53260	Training Services	1,631	1,924	1,000	1,000	0	2,000	100.00%
01022252 - 53300	Other Professional Svcs	3,534	3,322	4,000	4,000	4,045	3,500	(12.50%)
01022252 - 53430	Survey Services	0	9,388	3,000	0	0	3,000	0.00%
01022252 - 54210	Solid Waste	8,014	5,678	3,000	3,000	4,080	3,000	0.00%
01022252 - 54220	Snow Plowing	0	0	0	62,000	51,898	60,000	0.00%
01022252 - 54300	Repair/Maintenance Services	17,550	4,500	4,000	0	19,925	5,000	25.00%
01022252 - 54420	Equipment Rental	0	2,500	7,000	0	0	5,000	(28.60%)
01022252 - 54500	Construction Services	0	0	10,000	0	0	5,000	(50.00%)
01022252 - 55310	Telephone / Fax/TV	667	719	1,400	1,400	975	1,400	0.00%
01022252 - 55330	Radio	0	0	2,000	0	0	1,700	(15.00%)
01022252 - 55903	Travel and Related Costs	4,431	4,069	4,000	4,000	0	5,000	25.00%
01022252 - 55907	Permit Fees	650	650	2,500	2,500	650	2,500	0.00%
01022252 - 56100	General Supplies	185,284	222,084	170,000	140,175	90,941	156,500	(7.90%)
01022252 - 56101	Safety Related Items	13,910	5,495	11,000	11,000	3,820	6,000	(45.50%)
01022252 - 56110	Sand / Gravel / Rock	352,234	273,915	217,500	217,500	151,077	217,500	0.00%
01022252 - 56120	Office Supplies	673	1,088	500	500	128	500	0.00%
01022252 - 56150	Computer Hardware / Software	1,210	0	0	0	0	0	0.00%
01022252 - 56220	Electricity (streets lights)	56,221	69,174	55,000	55,000	53,383	55,000	0.00%
01022252 - 56230	Propane	1,117	472	1,200	1,200	257	1,000	(16.70%)
01022252 - 56260	Gasoline for Vehicles	7,728	5,836	9,500	9,500	3,705	9,500	0.00%
01022252 - 56270	Diesel for Equipment	76,301	55,596	95,045	95,045	30,864	75,000	(21.10%)
01022252 - 56330	Food/Bev/Related Emp Apprctn	0	0	0	0	505	0	0.00%
Total Operating Expenses		731,156	666,411	601,645	607,820	416,252	618,100	2.74%
01022253 - 57400	Machinery and Equipment	216,813	845,776	40,000	40,000	444	459,187	1048.00%
Total Capital Outlay		216,813	845,776	40,000	40,000	444	459,187	1047.97%
Total Streets and Roads		2,523,137	2,946,073	2,380,961	2,387,136	1,528,510	2,787,227	17.06%

City of Unalaska
FY2022 General Fund Budget Detail
Expenditures
Draft as of 2/28/2021

		FY2019	FY2020	FY2021	FY2021	FY2021	Proposed	% Chg
		Actual	Actual	Original	Revised	YTD	Budget	Original
				Budget	Budget			Budget
Public Works								
Receiving and Supply								
01022351 - 51100	Salaries and Wages	140,415	132,756	155,506	155,506	104,127	159,701	2.70%
01022351 - 51300	Overtime	1,578	3,140	2,563	2,563	10,123	3,150	22.90%
01022351 - 52100	Health Insurance Benefit	51,252	38,378	61,033	61,033	28,642	64,080	5.00%
01022351 - 52200	FICA & Medicare Emplr Match	11,903	10,386	12,090	12,090	8,740	12,457	3.00%
01022351 - 52300	PERS Employer Contribution	33,528	36,320	42,715	42,715	21,860	47,300	10.70%
01022351 - 52400	Unemployment Insurance	814	679	816	816	520	894	9.60%
01022351 - 52500	Workers Compensation	4,091	4,902	7,470	7,470	3,180	7,940	6.30%
01022351 - 52900	Other Employee Benefits	1,075	982	1,340	1,340	729	1,303	(2.80%)
Total Personnel Expenses		244,657	227,543	283,533	283,533	177,921	296,825	4.69%
01022352 - 53260	Training Services	612	0	1,200	1,200	0	1,200	0.00%
01022352 - 53300	Other Professional Svcs	575	1,006	700	700	(37)	700	0.00%
01022352 - 54300	Repair/Maintenance Services	0	0	700	700	0	700	0.00%
01022352 - 54420	Equipment Rental	1,212	1,212	1,250	1,250	1,212	1,250	0.00%
01022352 - 55310	Telephone / Fax/TV	866	846	1,000	1,000	931	1,000	0.00%
01022352 - 55903	Travel and Related Costs	0	0	1,000	1,000	0	1,000	0.00%
01022352 - 56100	General Supplies	559	2,029	2,100	2,100	791	1,800	(14.30%)
01022352 - 56101	Safety Related Items	247	692	700	700	107	700	0.00%
01022352 - 56120	Office Supplies	1,818	2,450	2,100	2,222	1,428	2,100	0.00%
01022352 - 56260	Gasoline for Vehicles	1,469	1,379	1,800	1,800	823	1,300	(27.80%)
01022352 - 56270	Diesel for Equipment	197	113	600	600	72	600	0.00%
Total Operating Expenses		7,555	9,726	13,150	13,272	5,328	12,350	(6.08%)
Total Receiving and Supply		252,211	237,269	296,683	296,805	183,249	309,175	4.21%

City of Unalaska
FY2022 General Fund Budget Detail
Expenditures
Draft as of 2/28/2021

		FY2019 Actual	FY2020 Actual	FY2021 Original Budget	FY2021 Revised Budget	FY2021 YTD	Proposed Budget	% Chg Original Budget
Public Works								
Veh & Equip Maintenance								
01022851 - 51100	Salaries and Wages	410,456	385,164	429,518	429,518	330,354	431,408	0.40%
01022851 - 51200	Temporary Employees	1,415	73	0	0	0	0	0.00%
01022851 - 51300	Overtime	10,601	6,581	16,185	16,185	9,686	15,422	(4.70%)
01022851 - 52100	Health Insurance Benefit	125,410	101,664	138,014	138,014	79,372	144,607	4.80%
01022851 - 52200	FICA & Medicare Emplr Match	32,319	29,955	34,097	34,097	26,013	34,180	0.20%
01022851 - 52300	PERS Employer Contribution	101,610	106,293	121,117	121,117	71,065	132,070	9.00%
01022851 - 52400	Unemployment Insurance	2,137	1,765	1,848	1,848	1,352	2,010	8.80%
01022851 - 52500	Workers Compensation	9,706	12,229	15,557	15,557	9,115	16,534	6.30%
01022851 - 52900	Other Employee Benefits	2,354	2,036	2,881	2,881	1,491	2,822	(2.00%)
Total Personnel Expenses		696,008	645,758	759,217	759,217	528,448	779,053	2.61%
01022852 - 53260	Training Services	1,020	1,052	3,000	3,000	0	5,000	66.70%
01022852 - 53300	Other Professional Svcs	5,329	4,863	5,700	5,700	3,033	5,900	3.50%
01022852 - 54210	Solid Waste	15,183	13,413	15,000	15,000	7,274	15,000	0.00%
01022852 - 54300	Repair/Maintenance Services	1,683	1,269	14,000	32,900	15,043	10,000	(28.60%)
01022852 - 54420	Equipment Rental	4,835	0	0	0	0	0	0.00%
01022852 - 55310	Telephone / Fax/TV	96	138	1,500	1,500	833	1,500	0.00%
01022852 - 55903	Travel and Related Costs	0	1,598	3,000	3,000	0	5,000	66.70%
01022852 - 56100	General Supplies	49,446	62,214	80,000	98,075	95,015	80,000	0.00%
01022852 - 56101	Safety Related Items	8,308	5,800	7,100	7,100	5,630	7,100	0.00%
01022852 - 56120	Office Supplies	541	396	0	0	274	400	0.00%
01022852 - 56130	Machinery / Vehicle Parts	174,803	155,518	287,400	305,899	185,812	287,400	0.00%
01022852 - 56150	Computer Hardware / Software	8,617	5,347	6,545	6,545	5,725	5,364	(18.00%)
01022852 - 56230	Propane	646	278	750	750	172	750	0.00%
01022852 - 56260	Gasoline for Vehicles	3,456	3,818	3,000	3,000	2,162	3,000	0.00%
Total Operating Expenses		273,962	255,706	426,995	482,469	320,973	426,414	(0.14%)
01022853 - 57400	Machinery and Equipment	0	39,086	0	0	0	0	0.00%
Total Capital Outlay		0	39,086	0	0	0	0	0.00%
Total Veh & Equip Maintenance		969,971	940,549	1,186,212	1,241,686	849,420	1,205,467	1.62%

City of Unalaska
FY2022 General Fund Budget Detail
Expenditures
Draft as of 2/28/2021

		FY2019 Actual	FY2020 Actual	FY2021 Original Budget	FY2021 Revised Budget	FY2021 YTD	Proposed Budget	% Chg Original Budget
Public Works								
Facilities Maintenance								
01022951 - 51100	Salaries and Wages	406,363	469,366	462,997	462,997	359,985	486,321	5.00%
01022951 - 51200	Temporary Employees	28,715	28,710	40,459	40,459	27,090	20,748	(48.70%)
01022951 - 51300	Overtime	23,433	21,097	13,730	13,730	11,519	22,690	65.30%
01022951 - 52100	Health Insurance Benefit	128,683	123,266	149,956	149,956	88,895	157,161	4.80%
01022951 - 52200	FICA & Medicare Emplr Match	35,076	39,692	39,576	39,576	30,493	40,528	2.40%
01022951 - 52300	PERS Employer Contribution	106,316	131,261	128,389	128,389	76,840	143,589	11.80%
01022951 - 52400	Unemployment Insurance	2,461	2,392	2,411	2,411	1,711	2,598	7.80%
01022951 - 52500	Workers Compensation	15,096	21,283	21,772	21,772	14,968	23,138	6.30%
01022951 - 52900	Other Employee Benefits	3,002	3,101	3,733	3,733	2,239	3,659	(2.00%)
Total Personnel Expenses		749,145	840,168	863,023	863,023	613,741	900,432	4.33%
01022952 - 53240	Engineering/Architectural Svs	0	0	0	0	0	3,000	0.00%
01022952 - 53260	Training Services	4,164	1,934	7,000	7,000	0	17,000	142.90%
01022952 - 53300	Other Professional Svs	10,236	39,778	8,100	8,100	5,146	9,000	11.10%
01022952 - 53420	Sampling / Testing	0	0	0	0	0	1,000	0.00%
01022952 - 53490	Other Technical Services	10,102	0	9,900	9,900	0	7,100	(28.30%)
01022952 - 54210	Solid Waste	529	784	6,285	6,285	601	6,285	0.00%
01022952 - 54300	Repair/Maintenance Services	503,329	98,270	164,500	166,995	128,317	120,100	(27.00%)
01022952 - 54420	Equipment Rental	52	0	0	0	0	0	0.00%
01022952 - 54500	Construction Services	0	0	10,000	10,000	0	15,000	50.00%
01022952 - 55310	Telephone / Fax/TV	2,409	2,021	5,000	5,000	1,315	5,000	0.00%
01022952 - 55903	Travel and Related Costs	7,562	11,953	18,200	18,200	827	20,000	9.90%
01022952 - 55906	Membership Dues	202	208	0	0	336	544	0.00%
01022952 - 56100	General Supplies	56,430	58,402	53,000	54,486	50,688	41,704	(21.30%)
01022952 - 56101	Safety Related Items	10,187	8,862	12,320	12,320	9,945	12,320	0.00%
01022952 - 56120	Office Supplies	1,139	1,372	550	550	954	550	0.00%
01022952 - 56140	Facility Maintenance Supplies	52,388	96,988	69,700	74,762	67,767	93,700	34.40%
01022952 - 56150	Computer Hardware / Software	385	1,988	2,000	2,000	0	14,000	600.00%
01022952 - 56220	Electricity	3,337	2,687	2,700	2,700	2,843	2,800	3.70%
01022952 - 56230	Propane	477	729	500	500	1,092	550	10.00%
01022952 - 56260	Gasoline for Vehicles	8,704	7,858	7,725	7,725	4,042	8,000	3.60%
01022952 - 56270	Diesel for Equipment	13	19	0	0	33	1,000	0.00%
01022952 - 56400	Books and Periodicals	55	0	500	500	0	500	0.00%
Total Operating Expenses		671,700	333,851	377,980	387,023	273,905	379,153	0.31%
01022953 - 57400	Machinery and Equipment	0	108,675	26,500	26,500	26,400	0	(100.00%)
Total Capital Outlay		0	108,675	26,500	26,500	26,400	0	(100.00%)
Total Facilities Maintenance		1,420,845	1,282,694	1,267,503	1,276,546	914,047	1,279,585	0.95%

City of Unalaska
FY2022 General Fund Budget Detail
Expenditures
Draft as of 2/28/2021

		FY2019	FY2020	FY2021	FY2021	FY2021	Proposed	% Chg
		Actual	Actual	Original	Revised	YTD	Budget	Original
				Budget	Budget			Budget
Parks, Culture & Recreation								
PCR Administration								
01023151 - 51100	Salaries and Wages	122,599	120,866	130,201	130,201	98,082	134,047	3.00%
01023151 - 52100	Health Insurance Benefit	28,522	20,946	29,773	29,773	16,399	31,260	5.00%
01023151 - 52200	FICA & Medicare Emplr Match	9,400	9,260	9,960	9,960	7,521	10,255	3.00%
01023151 - 52300	PERS Employer Contribution	29,529	33,653	36,691	36,691	20,878	40,737	11.00%
01023151 - 52400	Unemployment Insurance	434	382	399	399	311	436	9.30%
01023151 - 52500	Workers Compensation	364	320	473	473	245	504	6.60%
01023151 - 52900	Other Employee Benefits	49	49	49	49	40	40	(18.40%)
Total Personnel Expenses		190,896	185,476	207,546	207,546	143,476	217,279	4.69%
01023152 - 53260	Training Services	1,128	1,727	1,400	1,400	0	1,400	0.00%
01023152 - 53300	Other Professional Svcs	2,199	1,230	8,000	8,000	140	8,000	0.00%
01023152 - 55310	Telephone / Fax/TV	6,659	6,132	8,000	8,000	5,040	8,000	0.00%
01023152 - 55901	Advertising	378	1,500	1,000	1,000	1,500	1,000	0.00%
01023152 - 55902	Printing and Binding	6,055	4,642	8,500	8,500	0	8,500	0.00%
01023152 - 55903	Travel and Related Costs	10,426	10,692	13,000	13,000	728	13,000	0.00%
01023152 - 55906	Membership Dues	850	1,182	1,500	1,500	875	1,500	0.00%
01023152 - 55907	Permit Fees	0	0	0	0	0	800	0.00%
01023152 - 56100	General Supplies	37	137	0	0	0	0	0.00%
01023152 - 56101	Safety Related Items	17	0	0	0	298	0	0.00%
01023152 - 56120	Office Supplies	25	0	50	50	0	50	0.00%
01023152 - 56260	Gasoline for Vehicles	1,555	1,503	2,500	2,500	838	2,500	0.00%
01023152 - 56320	Business Meals	198	0	150	150	0	150	0.00%
01023152 - 56330	Food/Bev/Related Emp Apprctn	3,941	4,833	3,500	3,500	1,674	3,500	0.00%
Total Operating Expenses		33,468	33,579	47,600	47,600	11,093	48,400	1.68%
Total PCR Administration		224,365	219,055	255,146	255,146	154,569	265,679	4.13%

City of Unalaska
FY2022 General Fund Budget Detail
Expenditures
Draft as of 2/28/2021

		FY2019	FY2020	FY2021	FY2021	FY2021	Proposed	% Chg
		Actual	Actual	Original	Revised	YTD	Budget	Original
				Budget	Budget			Budget
Parks, Culture & Recreation								
Recreation Programs								
01023251 - 51100	Salaries and Wages	254,683	261,587	317,377	317,377	232,273	328,210	3.40%
01023251 - 51200	Temporary Employees	16,668	28,807	30,000	30,000	11,590	30,000	0.00%
01023251 - 51300	Overtime	23,919	11,421	22,000	22,000	9,032	22,000	0.00%
01023251 - 52100	Health Insurance Benefit	118,349	96,076	148,865	148,865	76,340	156,300	5.00%
01023251 - 52200	FICA & Medicare Emplr Match	22,588	23,081	27,683	27,683	19,434	29,087	5.10%
01023251 - 52300	PERS Employer Contribution	69,891	73,201	92,693	92,693	43,955	101,868	9.90%
01023251 - 52400	Unemployment Insurance	2,082	2,002	2,244	2,244	1,677	2,480	10.50%
01023251 - 52500	Workers Compensation	3,244	3,645	5,864	5,864	2,765	6,233	6.30%
01023251 - 52900	Other Employee Benefits	147	147	245	245	160	200	(18.40%)
Total Personnel Expenses		511,571	499,967	646,971	646,971	397,226	676,378	4.55%
01023252 - 53260	Training Services	1,492	1,328	2,000	2,000	0	2,000	0.00%
01023252 - 53300	Other Professional Svcs	27,580	15,305	20,340	20,340	1,192	20,340	0.00%
01023252 - 55903	Travel and Related Costs	24,724	3,625	21,000	21,000	0	21,000	0.00%
01023252 - 55908	Employee Moving Costs	1,503	0	0	0	1,142	0	0.00%
01023252 - 56100	General Supplies	55,923	60,335	65,000	66,238	30,840	65,000	0.00%
01023252 - 56101	Safety Related Items	0	236	200	200	0	200	0.00%
01023252 - 56120	Office Supplies	0	0	0	0	249	0	0.00%
01023252 - 56150	Computer Hardware / Software	173	174	180	180	3,011	180	0.00%
01023252 - 56310	Food / Bev & Related for Progs	17,579	15,811	19,500	19,615	3,942	19,500	0.00%
01023252 - 56330	Food/Bev/Related Emp Apprctn	468	418	200	200	665	200	0.00%
Total Operating Expenses		129,440	97,232	128,420	129,774	41,041	128,420	0.00%
Total Recreation Programs		641,010	597,199	775,391	776,745	438,267	804,798	3.79%

City of Unalaska
FY2022 General Fund Budget Detail
Expenditures
Draft as of 2/28/2021

		FY2019	FY2020	FY2021	FY2021	FY2021	Proposed	% Chg
		Actual	Actual	Original	Revised	YTD	Budget	Original
				Budget	Budget			Budget
Parks, Culture & Recreation								
Community Center Operations								
01023351 - 51100	Salaries and Wages	278,551	274,279	344,742	344,742	240,256	359,672	4.30%
01023351 - 51300	Overtime	4,939	7,975	20,000	20,000	2,710	20,000	0.00%
01023351 - 52100	Health Insurance Benefit	115,529	93,931	148,865	148,865	79,461	156,300	5.00%
01023351 - 52200	FICA & Medicare Emplr Match	21,917	21,581	28,476	28,476	18,587	29,044	2.00%
01023351 - 52300	PERS Employer Contribution	56,384	63,602	78,746	78,746	37,805	85,504	8.60%
01023351 - 52400	Unemployment Insurance	2,469	2,386	2,896	2,896	1,902	3,055	5.50%
01023351 - 52500	Workers Compensation	633	727	1,287	1,287	527	1,369	6.40%
01023351 - 52900	Other Employee Benefits	196	196	245	245	120	200	(18.40%)
Total Personnel Expenses		480,619	464,676	625,257	625,257	381,368	655,144	4.78%
01023352 - 53260	Training Services	239	748	1,000	1,000	375	1,000	0.00%
01023352 - 53300	Other Professional Svcs	16,984	110	1,000	7,416	4,874	1,000	0.00%
01023352 - 54110	Water / Sewerage	6,815	8,837	15,600	15,600	3,542	15,600	0.00%
01023352 - 54210	Solid Waste	8,771	7,486	13,600	13,600	6,359	13,600	0.00%
01023352 - 54230	Custodial Services/Supplies	68,131	66,886	74,000	74,155	44,048	74,000	0.00%
01023352 - 54300	Repair/Maintenance Services	2,780	8,005	3,500	3,500	379	3,500	0.00%
01023352 - 54410	Buildings / Land Rental	4,147	3,240	4,200	4,200	2,903	4,200	0.00%
01023352 - 55310	Telephone / Fax/TV	9,851	11,888	10,000	10,000	10,145	10,000	0.00%
01023352 - 55903	Travel and Related Costs	2,351	8,602	8,500	8,500	0	8,500	0.00%
01023352 - 55904	Banking / Credit Card Fees	7,069	5,830	7,000	7,000	2,730	7,000	0.00%
01023352 - 55905	Postal Services	(137)	50	90	90	175	90	0.00%
01023352 - 55907	Permit Fees	1,202	380	1,500	1,500	380	1,500	0.00%
01023352 - 56100	General Supplies	25,380	20,304	56,500	91,198	48,551	48,000	(15.00%)
01023352 - 56101	Safety Related Items	0	0	3,500	3,500	798	3,500	0.00%
01023352 - 56120	Office Supplies	8,726	3,666	6,000	6,020	6,113	6,000	0.00%
01023352 - 56150	Computer Hardware / Software	891	172	0	0	897	1,000	0.00%
01023352 - 56160	Uniforms	1,213	2,112	0	0	0	1,000	0.00%
01023352 - 56220	Electricity	82,373	62,549	75,000	75,000	57,603	75,000	0.00%
01023352 - 56240	Heating Oil	58,735	56,835	70,000	70,000	35,944	70,000	0.00%
01023352 - 56330	Food/Bev/Related Emp Apprctn	0	0	200	200	110	200	0.00%
01023352 - 56450	Grants (Supplies)	424	0	0	0	0	0	0.00%
Total Operating Expenses		305,947	267,699	351,190	392,479	225,925	344,690	(1.85%)
01023353 - 57300	Improvements & Infrastructure	31,422	0	0	39,737	43,899	50,000	0.00%
Total Capital Outlay		31,422	0	0	39,737	43,899	50,000	0.00%
Total Community Center Operations		817,988	732,375	976,447	1,057,473	651,192	1,049,834	7.52%

City of Unalaska
FY2022 General Fund Budget Detail
Expenditures
Draft as of 2/28/2021

		FY2019	FY2020	FY2021	FY2021	FY2021	Proposed	% Chg
		Actual	Actual	Original	Revised	YTD	Budget	Original
				Budget	Budget			Budget
Parks, Culture & Recreation								
Library								
01023451 - 51100	Salaries and Wages	277,498	277,295	315,724	315,724	230,950	344,188	9.00%
01023451 - 51200	Temporary Employees	1,998	9,473	10,530	10,530	5,528	10,530	0.00%
01023451 - 51300	Overtime	4,420	2,818	8,000	8,000	1,793	8,000	0.00%
01023451 - 52100	Health Insurance Benefit	104,365	84,915	119,092	119,092	62,302	125,040	5.00%
01023451 - 52200	FICA & Medicare Emplr Match	21,728	22,144	25,569	25,569	18,228	27,748	8.50%
01023451 - 52300	PERS Employer Contribution	57,750	63,626	74,936	74,936	40,412	82,783	10.50%
01023451 - 52400	Unemployment Insurance	2,142	2,079	2,241	2,241	1,531	2,402	7.20%
01023451 - 52500	Workers Compensation	631	750	1,108	1,108	541	1,179	6.40%
01023451 - 52900	Other Employee Benefits	196	196	196	196	160	160	(18.40%)
Total Personnel Expenses		470,728	463,296	557,396	557,396	361,446	602,030	8.01%
01023452 - 53260	Training Services	888	0	1,800	1,800	1,374	1,600	(11.10%)
01023452 - 53300	Other Professional Svcs	150	1,061	600	600	0	600	0.00%
01023452 - 54110	Water / Sewerage	1,526	1,670	1,920	1,920	873	1,920	0.00%
01023452 - 54210	Solid Waste	4,018	4,297	4,900	4,900	3,600	4,900	0.00%
01023452 - 54230	Custodial Services/Supplies	35,967	35,059	37,000	37,000	23,312	37,000	0.00%
01023452 - 54300	Repair/Maintenance Services	0	986	1,500	1,500	0	1,500	0.00%
01023452 - 55310	Telephone / Fax/TV	2,913	2,977	3,500	3,500	2,511	3,500	0.00%
01023452 - 55320	Network / Internet	4,800	4,800	7,400	7,400	6,000	7,400	0.00%
01023452 - 55902	Printing and Binding	0	0	500	500	0	500	0.00%
01023452 - 55903	Travel and Related Costs	5,724	439	12,450	12,450	0	10,500	(15.70%)
01023452 - 55905	Postal Services	(3,945)	3,486	3,350	3,350	1,790	3,350	0.00%
01023452 - 55906	Membership Dues	655	802	1,500	1,500	475	1,500	0.00%
01023452 - 55907	Permit Fees	909	439	450	450	0	500	11.10%
01023452 - 56100	General Supplies	13,363	7,649	14,000	14,065	9,183	14,000	0.00%
01023452 - 56101	Safety Related Items	0	155	2,500	2,500	1,167	500	(80.00%)
01023452 - 56120	Office Supplies	6,699	2,470	8,500	11,465	8,982	8,500	0.00%
01023452 - 56150	Computer Hardware / Software	384	524	3,000	3,000	339	3,000	0.00%
01023452 - 56220	Electricity	30,818	19,285	30,000	30,000	17,703	30,000	0.00%
01023452 - 56240	Heating Oil	14,833	16,044	15,400	15,400	10,177	15,400	0.00%
01023452 - 56310	Food/Bev/Related for Programs	1,758	553	2,000	2,000	0	2,000	0.00%
01023452 - 56330	Food/Bev/Related Emp Apprctn	595	52	500	500	0	500	0.00%
01023452 - 56400	Books and Periodicals	52,176	43,611	62,620	70,637	37,682	66,720	6.50%
01023452 - 56451	Grants - Telecommunications	74,948	74,948	112,600	112,600	88,800	106,560	(5.40%)
01023452 - 56452	Grants-Circulating Materials	13,000	13,000	13,000	13,000	12,398	13,000	0.00%
01023452 - 56453	Grants-Travel	2,218	1,060	3,700	3,700	0	3,700	0.00%
Total Operating Expenses		264,398	235,368	344,690	355,736	226,367	338,650	(1.75%)
Total Library		735,127	698,663	902,086	913,132	587,813	940,680	4.28%

City of Unalaska
FY2022 General Fund Budget Detail
Expenditures
Draft as of 2/28/2021

			FY2019	FY2020	FY2021	FY2021	FY2021	Proposed	% Chg
			Actual	Actual	Original	Revised	YTD	Budget	Original
					Budget	Budget			Budget
Parks, Culture & Recreation									
Aquatics Center									
01023551 - 51100	Salaries and Wages		218,762	206,834	239,865	239,865	173,478	246,245	2.70%
01023551 - 51200	Temporary employees		700	1,088	0	0	1,407	0	0.00%
01023551 - 51300	Overtime		6,592	5,995	5,000	5,000	3,567	2,500	(50.00%)
01023551 - 52100	Health Insurance Benefit		52,066	55,755	89,319	89,319	44,310	93,780	5.00%
01023551 - 52200	FICA & Medicare Emplr Match		17,293	16,363	18,732	18,732	13,652	19,026	1.60%
01023551 - 52300	PERS Employer Contribution		28,335	37,596	47,182	47,182	24,459	52,059	10.30%
01023551 - 52400	Unemployment Insurance		2,008	1,856	1,937	1,937	1,363	2,046	5.60%
01023551 - 52500	Workers Compensation		7,183	8,896	12,393	12,393	6,526	13,171	6.30%
01023551 - 52900	Other employee benefits		49	98	147	147	120	120	(18.40%)
Total Personnel Expenses			332,989	334,481	414,575	414,575	268,882	428,947	3.47%
01023552 - 53260	Training Services		6,882	3,049	7,000	7,000	2,330	7,000	0.00%
01023552 - 53300	Other Professional Svcs		807	1,870	3,500	3,500	4,072	3,500	0.00%
01023552 - 53420	Sampling / Testing		600	0	600	600	0	600	0.00%
01023552 - 54210	Solid Waste		27	28	0	0	28	0	0.00%
01023552 - 54230	Custodial Services/Supplies		1,203	1,759	1,600	1,600	1,921	1,600	0.00%
01023552 - 55310	Telephone and Fax/TV		966	932	1,200	1,200	786	1,200	0.00%
01023552 - 55903	Travel and Related Costs		0	0	8,000	8,000	0	8,000	0.00%
01023552 - 55906	Membership dues		0	0	500	500	0	500	0.00%
01023552 - 56100	General supplies		28,476	26,935	28,000	48,158	49,023	26,000	(7.10%)
01023552 - 56101	Safety Related Items		2,381	480	1,500	1,500	623	1,500	0.00%
01023552 - 56115	Chemicals		11,928	10,689	12,000	12,000	21,739	14,000	16.70%
01023552 - 56120	Office Supplies		1,753	1,835	1,800	1,800	594	1,800	0.00%
01023552 - 56150	Computer Hardware / Software		1,115	1,164	2,000	2,000	134	2,000	0.00%
01023552 - 56160	Uniforms		873	1,088	1,500	1,500	792	1,500	0.00%
01023552 - 56310	Food/Bev/Related for Programs		2,926	2,112	3,000	3,000	241	3,000	0.00%
01023552 - 56330	Food/Bev/Related Emp Apprctn		365	792	800	800	593	800	0.00%
Total Operating Expenses			60,303	52,733	73,000	93,158	82,875	73,000	0.00%
Total Aquatics Center			393,292	387,213	487,575	507,733	351,756	501,947	2.95%

City of Unalaska
FY2022 General Fund Budget Detail
Expenditures
Draft as of 2/28/2021

		FY2019	FY2020	FY2021	FY2021	FY2021	Proposed	% Chg
		Actual	Actual	Original	Revised	YTD	Budget	Original
				Budget	Budget			Budget
Parks, Culture & Recreation								
Parks								
01023652 - 54110	Water / Sewerage	13,469	9,264	9,500	9,500	11,342	9,500	0.00%
01023652 - 54210	Solid Waste	2,106	1,993	2,100	2,100	1,709	2,100	0.00%
01023652 - 54410	Buildings/Land Rental	18,500	19,500	18,500	18,500	20,500	21,500	16.20%
01023652 - 56100	General Supplies	2,890	3,003	3,400	5,376	5,596	3,400	0.00%
01023652 - 56220	Electricity	3,136	2,035	6,000	6,000	1,493	6,000	0.00%
Total Operating Expenses		40,101	35,796	39,500	41,476	40,639	42,500	7.59%
Total Parks		40,101	35,796	39,500	41,476	40,639	42,500	7.59%

City of Unalaska
FY2022 General Fund Budget Detail
Expenditures
Draft as of 2/28/2021

		FY2019	FY2020	FY2021	FY2021	FY2021	Proposed	% Chg
Other Expenses		Actual	Actual	Original	Revised	YTD	Budget	Original
				Budget	Budget			Budget
Grants to Non-Profits								
01029154 - 58410	IFHS Medical Programs	500,000	0	0	0	0	0	0.00%
01029154 - 58420	IFHS Mental Health Programs	180,000	180,000	161,260	161,260	134,383	0	(100.00%)
01029154 - 58430	USAFV Domestic Violence Shelte	223,984	238,985	252,457	252,457	210,381	0	(100.00%)
01029154 - 58440	Unalaska Seniors	55,000	57,467	65,000	65,000	54,167	0	(100.00%)
01029154 - 58450	Unalaska Community Brdcstng	96,600	108,642	106,350	126,350	108,625	0	(100.00%)
01029154 - 58460	Museum of the Aleutians	308,146	317,813	317,813	347,813	294,844	0	(100.00%)
01029154 - 58470	Aleutians Arts Council	10,000	10,000	15,000	15,000	9,500	0	(100.00%)
01029154 - 58475	UAF Alaska Sea Grant	0	13,508	14,728	14,728	14,728	0	(100.00%)
01029154 - 58479	Qawalangin Culture Camp	0	0	24,000	24,000	0	0	(100.00%)
01029154 - 58480	Qawalangin Tribe/APIA	24,000	24,000	0	0	24,000	0	0.00%
01029154 - 58481	APIA	120,500	205,350	145,000	145,000	120,833	0	(100.00%)
01029154 - 58483	ROSSIA	50,000	100,000	0	0	0	0	0.00%
01029154 - 58485	NEW YORK UNIVERSITY Estimate	0	0	0	0	0	1,178,057	0.00%
Total Other Expenses		1,568,230	1,255,764	1,101,608	1,151,608	971,461	1,178,057	6.94%
Total Grants to Non-Profits		1,568,230	1,255,764	1,101,608	1,151,608	971,461	1,178,057	6.94%

City of Unalaska
FY2022 General Fund Budget Detail
Expenditures
Draft as of 2/28/2021

Other Expenses	FY2019 Actual	FY2020 Actual	FY2021 Original Budget	FY2021 Revised Budget	FY2021 YTD	Proposed Budget	% Chg Original Budget
Education							
01029254 - 58600 School Support	4,114,825	4,331,956	4,344,274	4,344,274	3,620,232	4,699,189	8.20%
Total Other Expenses	4,114,825	4,331,956	4,344,274	4,344,274	3,620,232	4,699,189	8.17%
Total Education	4,114,825	4,331,956	4,344,274	4,344,274	3,620,232	4,699,189	8.17%

City of Unalaska
FY2022 General Fund Budget Detail
Expenditures
Draft as of 2/28/2021

Other Expenses	FY2019 Actual	FY2020 Actual	FY2021 Original Budget	FY2021 Revised Budget	FY2021 YTD	Proposed Budget	% Chg Original Budget
Debt Service							
01029354 - 59100 Interest Expense	48,313	7,700	0	0	0	0	0.00%
01029354 - 59200 Principal Payment	910,000	385,000	0	0	0	0	0.00%
Total Other Expenses	958,313	392,700	0	0	0	0	0.00%
Total Debt Service	958,313	392,700	0	0	0	0	0.00%

City of Unalaska
FY2022 General Fund Budget Detail
Expenditures
Draft as of 2/28/2021

		FY2019 Actual	FY2020 Actual	FY2021 Original Budget	FY2021 Revised Budget	FY2021 YTD	Proposed Budget	% Chg Original Budget
Transfers Out								
01029854 - 59920	Transfers To Govt Capt Project	2,578,047	9,980,668	1,104,658	1,604,658	1,604,658	1,896,013	71.60%
01029854 - 59930	Transfers To Enterprise Oper	0	158,000	0	0	0	0	0.00%
01029854 - 59940	Transfers To Enterpr Capt Proj	495,006	1,313,242	0	0	0	3,494,500	0.00%
Total Other Expenses		3,073,053	11,451,909	1,104,658	1,604,658	1,604,658	5,390,513	387.98%
Total Transfers Out		3,073,053	11,451,909	1,104,658	1,604,658	1,604,658	5,390,513	387.98%
General Fund Expenditures Total		29,156,731	35,633,462	29,092,071	29,957,647	20,139,209	34,837,696	16.29%

City of Unalaska
FY2022 Special Revenue Funds Budget Summary
Draft as of 2/28/2021

	FY2019 Actual	FY2020 Actual	FY2021 Original Budget	FY2021 Revised Budget	FY2021 YTD	Proposed Budget	% Chg Original Budget
1% Sales Tax Special Revenue							
REVENUES							
11010040 - 41310 1% Capital Sales tax	3,629,169	3,546,641	2,666,667	2,666,667	2,237,797	3,000,000	12.50%
11029954 - 49900 Appropriated Fund Balance	0	0	0	0	0	1,860,000	0.00%
Total Revenues	3,629,169	3,546,641	2,666,667	2,666,667	2,237,797	4,860,000	82.25%
EXPENDITURES							
11029954 - 59900 Transfers To General Fund	1,200,000	0	0	0	0	0	0.00%
11029954 - 59920 Transfers To Govt Capt Pro	0	3,201,662	862,135	862,135	862,135	1,000,000	15.99%
11029954 - 59930 Transfers To Proprietary O	1,148,633	1,042,870	1,009,265	1,009,265	1,009,265	0	(100.00)%
11029954 - 59940 Transfers To Enterpr Capt	0	0	0	0	0	3,860,000	0.00%
Total Expenditures	2,348,633	4,244,532	1,871,400	1,871,400	1,871,400	4,860,000	159.70%
1% Sales Tax Special Revenue Fund Net	1,280,536	(697,891)	795,267	795,267	366,397	0	

Bed Tax Special Revenue

REVENUES							
12010040 - 41420 City Bed Tax	155,026	166,311	125,000	125,000	58,369	125,000	0.00%
12010040 - 41942 City Bed Tax Penalty / Int	0	0	0	0	24	0	0.00%
12010049 - 49900 Appropriated Fund Balance	0	0	85,000	85,000	0	41,311	(51.40)%
Total Revenues	155,026	166,311	210,000	210,000	58,394	166,311	(20.80)%
EXPENDITURES							
12029154 - 58490 Unalaska CVB	200,000	200,000	210,000	210,000	175,000	166,311	(20.80)%
Total Expenditures	200,000	200,000	210,000	210,000	175,000	166,311	(20.80)%
Bed Tax Special Revenue Fund Net	(44,974)	(33,689)	0	0	(116,606)	0	

City of Unalaska
FY2022 Proprietary Funds Budget Summary
Draft as of 2/28/2021

	FY2019 Actual	FY2020 Actual	FY2021 Original Budget	FY2021 Revised Budget	FY2021 YTD	Proposed Budget	% Chg Original Budget
Electric Proprietary							
REVENUES							
Intergovernmental	106,581	214,965	166,978	166,978	19,850	166,978	0.00%
Charges for Services	18,041,248	16,488,294	15,780,484	15,780,484	9,311,619	11,487,017	(27.21%)
Non-recurring Revenues	0	5,000	3,683,132	3,780,132	0	4,577,717	24.29%
Total Revenues	18,147,829	16,708,258	19,630,594	19,727,594	9,331,469	16,231,712	(20.94%)
EXPENDITURES							
Utility Administration	5,390,303	4,660,048	6,024,378	6,121,413	4,323,401	5,838,170	(3.09%)
Electric Production	10,375,945	9,646,241	9,995,690	10,006,537	5,184,450	8,212,923	(17.84%)
Electric Line Repair & Maint	848,879	934,448	1,348,509	1,520,472	543,586	1,265,930	(6.12%)
Transfers Out	1,095,640	3,134,692	2,052,338	2,052,338	2,052,338	715,000	(65.16%)
Veh & Equip Maintenance	55,380	35,494	64,393	64,919	20,659	65,990	2.48%
Facilities Maintenance	63,163	89,530	145,286	147,063	44,958	133,699	(7.98%)
Total Expenditures	17,829,310	18,500,454	19,630,594	19,912,743	12,169,392	16,231,712	(20.94%)
Electric Proprietary Fund Net	318,519	(1,792,196)	0	(185,150)	(2,837,922)	0	
Water Proprietary							
REVENUES							
Intergovernmental	13,868	63,753	80,745	80,745	0	80,745	0.00%
Charges for Services	2,704,108	2,623,908	2,610,839	2,610,839	2,229,665	2,482,312	(4.92%)
Non-recurring Revenues	0	4,300	993,058	1,160,088	0	3,298,957	232.20%
Total Revenues	2,717,976	2,691,961	3,684,642	3,851,672	2,229,665	5,862,014	37.14%
EXPENDITURES							
Utility Administration	1,716,321	1,716,816	1,824,339	1,824,375	1,333,616	1,851,066	1.46%
Water Operations	1,028,367	1,147,743	1,659,817	1,710,763	894,143	1,693,106	2.01%
Transfers Out	200,000	2,947,031	100,000	259,735	259,735	2,215,500	2115.50%
Veh & Equip Maintenance	26,240	26,226	39,850	39,850	18,112	40,786	2.35%
Facilities Maintenance	58,332	67,297	60,635	61,134	53,142	61,556	1.52%
Total Expenditures	3,029,261	5,905,113	3,684,641	3,895,857	2,558,747	5,862,014	37.14%
Water Proprietary Fund Net	(311,284)	(3,213,152)	0	(44,185)	(329,082)	0	
Wastewater Proprietary							
REVENUES							
Intergovernmental	12,080	53,818	40,462	40,462	0	40,462	0.00%
Charges for Services	2,441,712	2,465,585	2,607,950	2,607,950	1,985,517	2,412,344	(7.50%)
Assessments	63	0	0	0	0	0	0.00%
Non-recurring Revenues	0	0	1,090,941	1,151,767	0	1,892,018	73.43%
Total Revenues	2,453,855	2,519,404	3,739,353	3,800,179	1,985,517	4,344,824	13.94%
EXPENDITURES							
Utility Administration	1,931,220	1,907,226	2,031,168	2,031,204	1,413,719	2,056,035	1.22%
Wastewater Operations	1,510,856	1,578,097	2,626,295	2,733,167	1,139,415	2,149,606	(18.15%)
Transfers Out	669,477	0	0	0	0	43,000	0.00%
Veh & Equip Maintenance	16,760	22,878	29,960	29,960	12,199	30,691	2.44%
Facilities Maintenance	59,068	84,929	61,195	61,694	28,135	65,492	7.02%
Total Expenditures	4,187,381	3,593,130	4,748,618	4,856,025	2,593,467	4,344,824	(9.29%)
Transfers In	1,032,021	998,248	1,009,265	1,009,265	1,009,265	0	(100.00%)
Wastewater Proprietary Fund Net	(701,506)	(75,478)	0	(46,581)	401,315	0	

City of Unalaska
FY2022 Proprietary Funds Budget Summary
Draft as of 2/28/2021

	FY2019 Actual	FY2020 Actual	FY2021 Original Budget	FY2021 Revised Budget	FY2021 YTD	Proposed Budget	% Chg Original Budget
Solid Waste Proprietary							
REVENUES							
Intergovernmental	13,072	48,708	37,969	37,969	0	37,969	0.00%
Charges for Services	2,357,326	2,470,460	2,562,531	2,562,531	2,019,619	2,347,730	(8.38%)
Non-recurring Revenues	200	(7,375)	1,540,288	1,540,288	0	2,980,221	93.48%
Total Revenues	2,370,598	2,511,793	4,140,788	4,140,788	2,019,619	5,365,920	22.83%
EXPENDITURES							
Utility Administration	1,553,003	1,805,287	1,707,049	1,707,085	1,246,459	1,699,080	(0.47%)
Solid Waste Operations	1,458,419	1,462,471	2,102,980	2,156,345	756,396	2,244,539	6.73%
Transfers Out	0	(209,914)	100,000	100,000	100,000	1,171,100	1071.10%
Veh & Equip Maintenance	54,888	53,441	142,935	142,935	40,493	147,407	3.13%
Facilities Maintenance	90,502	46,611	87,824	88,323	52,019	103,795	18.19%
Total Expenditures	3,156,812	3,157,896	4,140,788	4,194,687	2,195,368	5,365,921	22.83%
Transfers In	116,612	44,622	0	0	0	0	0.00%
Solid Waste Proprietary Fund Net	(669,602)	(601,481)	0	(53,899)	(175,749)	0	
Ports & Harbors Proprietary							
REVENUES							
Intergovernmental	80,574	162,936	485,831	485,831	0	63,971	(86.83%)
Charges for Services	6,557,217	6,921,195	8,227,891	8,227,891	4,757,548	8,587,891	4.38%
Investment Income	51,807	29,728	0	0	0	0	0.00%
Non-recurring Revenues	0	0	2,086,149	2,111,149	0	7,402,629	254.85%
Total Revenues	6,689,598	7,113,859	10,799,871	10,824,871	4,757,548	16,054,491	32.73%
EXPENDITURES							
Harbor Office	6,194,870	6,584,090	8,124,639	8,124,639	5,025,894	7,299,689	(10.15%)
Unalaska Marine Center	1,001,789	1,026,380	1,095,318	1,095,321	754,354	1,087,207	(0.74%)
Spit & Light Cargo Docks	520,849	511,423	527,369	527,369	420,646	545,262	3.39%
Ports Security	27,617	24,621	73,339	73,339	6,007	68,855	(6.11%)
CEM Small Boat Harbor	677,712	664,836	689,532	689,532	544,997	701,825	1.78%
Bobby Storrs Small Boat Harbor	106,761	110,851	185,660	190,910	93,226	189,808	2.23%
Transfers Out	4,856,640	618,442	0	0	0	6,045,000	0.00%
Veh & Equip Maintenance	45,246	50,587	63,025	63,025	38,786	64,429	2.23%
Facilities Maintenance	34,913	29,371	40,989	66,488	43,984	52,415	27.88%
Total Expenditures	13,466,397	9,620,601	10,799,870	10,830,622	6,927,895	16,054,491	32.73%
Ports & Harbors Proprietary Fund	(6,776,799)	(2,506,742)	0	(5,751)	(2,170,346)	0	
Airport Proprietary							
REVENUES							
Intergovernmental	1,932	8,481	6,841	6,841	0	6,841	0.00%
Charges for Services	489,482	485,446	553,500	553,500	364,500	553,500	0.00%
Non-recurring Revenues	0	0	200,838	200,838	0	263,224	31.06%
Total Revenues	491,414	493,927	761,179	761,179	364,500	823,565	7.58%
EXPENDITURES							
Airport Admin/Operations	601,590	549,852	592,175	592,175	445,826	617,801	4.33%
Facilities Maintenance	76,270	83,360	169,004	171,669	66,644	205,764	21.75%
Total Expenditures	677,860	633,212	761,179	763,843	512,470	823,565	7.58%
Transfers In	0	158,000	0	0	0	0	0.00%
Airport Proprietary Fund Net	(186,446)	18,715	0	(2,665)	(147,970)	0	

City of Unalaska
FY2022 Proprietary Funds Budget Summary
Draft as of 2/28/2021

	FY2019 Actual	FY2020 Actual	FY2021 Original Budget	FY2021 Revised Budget	FY2021 YTD	Proposed Budget	% Chg Original Budget
Housing Proprietary							
REVENUES							
Intergovernmental	2,042	6,444	5,668	5,668	0	5,668	0.00%
Charges for Services	250,292	234,735	248,500	248,500	195,268	248,500	0.00%
Non-recurring Revenues	0	0	322,766	322,766	0	341,198	5.71%
Total Revenues	252,334	241,179	576,933	576,933	195,268	595,366	3.10%
EXPENDITURES							
Housing Admin & Operating	318,660	342,331	369,685	369,685	256,206	379,702	2.71%
Facilities Maintenance	144,129	97,047	207,248	209,652	130,443	215,664	4.06%
Total Expenditures	462,789	439,378	576,933	579,337	386,649	595,366	3.10%
Housing Proprietary Fund Net	(210,455)	(198,199)	0	(2,404)	(191,381)	0	

City of Unalaska
FY2022 Electric Budget Summary
Draft as of 2/28/2021

Electric Proprietary	FY2019 Actual	FY2020 Actual	FY2021 Original Budget	FY2021 Revised Budget	FY2021 YTD	Proposed Budget	% Chg Original Budget
REVENUES							
Intergovernmental	106,581	214,965	166,978	166,978	19,850	166,978	0.00%
Charges for Services	18,041,248	16,488,294	15,780,484	15,780,484	9,311,619	11,487,017	(27.21%)
Non-recurring Revenues	0	5,000	3,683,132	3,780,132	0	4,577,717	24.29%
Total Revenues	18,147,829	16,708,258	19,630,594	19,727,594	9,331,469	16,231,712	(20.94%)
EXPENDITURES							
Utility Administration	5,390,303	4,660,048	6,024,378	6,121,413	4,323,401	5,838,170	(3.09%)
Electric Production	10,375,945	9,646,241	9,995,690	10,006,537	5,184,450	8,212,923	(17.84%)
Electric Line Repair & Maint	848,879	934,448	1,348,509	1,520,472	543,586	1,265,930	(6.12%)
Transfers Out	1,095,640	3,134,692	2,052,338	2,052,338	2,052,338	715,000	(65.16%)
Veh & Equip Maintenance	55,380	35,494	64,393	64,919	20,659	65,990	2.48%
Facilities Maintenance	63,163	89,530	145,286	147,063	44,958	133,699	(7.98%)
Total Expenditures	17,829,310	18,500,454	19,630,594	19,912,743	12,169,392	16,231,712	(20.94%)
Electric Proprietary Fund Net	318,519	(1,792,196)	0	(185,150)	(2,837,922)	0	

	Personnel Expenses	Operating Expenses	Capital Outlay	Other Expenses	Proposed Budget	% of Fund
EXPENDITURES						
Utility Administration	759,772	431,697	0	4,646,701	5,838,170	35.97%
Electric Production	1,493,748	6,719,175	0	0	8,212,923	50.60%
Electric Line Repair & Maint	1,023,410	242,520	0	0	1,265,930	7.80%
Veh & Equip Maintenance	48,490	17,500	0	0	65,990	0.41%
Facilities Maintenance	71,199	62,500	0	0	133,699	0.82%
Total Operating Expenditures	3,396,619	7,473,392	0	4,646,701	15,516,712	
Transfers Out	0	0	0	715,000	715,000	4.40%
	0	0	0	715,000	715,000	

City of Unalaska
FY2022 Electric Budget Detail
Revenues
Draft as of 2/28/2021

Electric Proprietary	FY2019 Actual	FY2020 Actual	FY2021 Original Budget	FY2021 Revised Budget	FY2021 YTD	Proposed Budget	% Chg Original Budget
Intergovernmental							
50015041 - 42195 Misc. Fed Operating Grants	73,349	73,623	73,505	73,505	19,850	73,505	0.00%
50015041 - 42355 PERS Nonemployer Contributions	33,232	141,342	93,473	93,473	0	93,473	0.00%
Total Intergovernmental	106,581	214,965	166,978	166,978	19,850	166,978	0.00%
Charges for Services							
50015042 - 44110 Residential Elec Consumption	692,745	742,626	670,839	670,839	693,364	733,025	9.27%
50015042 - 44111 Residential COPA	638,845	525,443	548,540	548,540	352,842	408,503	(25.53%)
50015042 - 44120 Small Gen Serv Consumption	585,527	586,487	719,350	719,350	480,995	565,797	(21.35%)
50015042 - 44121 Small Gen Serv COPA	566,769	450,235	652,008	652,008	286,191	436,645	(33.03%)
50015042 - 44130 Large Gen Serv Consumption	769,294	772,276	1,211,115	1,211,115	605,094	714,453	(41.01%)
50015042 - 44131 Large Gen Serv Demand	101,240	91,592	176,243	176,243	64,278	87,851	(50.15%)
50015042 - 44132 Large Gen Serv Power Factor	9,150	7,995	12,785	12,785	19,268	13,115	2.58%
50015042 - 44133 Large Gen Serv COPA	891,110	714,239	1,366,448	1,366,448	409,598	673,942	(50.68%)
50015042 - 44140 Industrial Serv Consumption	5,426,438	5,468,799	3,805,399	3,805,399	3,066,581	3,138,980	(17.51%)
50015042 - 44141 Industrial Serv Demand	915,602	822,518	702,359	702,359	485,265	649,477	(7.53%)
50015042 - 44142 Industrial Serv Power Factor	34,917	28,479	30,918	30,918	144,889	35,960	16.31%
50015042 - 44143 Industrial Serv COPA	6,618,312	5,617,635	5,196,263	5,196,263	2,459,239	3,617,269	(30.39%)
50015042 - 44150 Street Lights	39,239	39,652	33,545	33,545	32,665	38,502	14.78%
50015042 - 44160 PCE Assistance	678,950	567,493	627,396	627,396	203,609	361,411	(42.40%)
50015042 - 44170 Other Services	395	7,108	8,100	8,100	4,201	3,515	(56.60%)
50015042 - 44180 Late Fees	14,193	8,551	19,176	19,176	3,538	8,572	(55.30%)
50015042 - 47110 Interest Revenue	58,520	37,165	0	0	0	0	0.00%
Total Charges for Services	18,041,248	16,488,294	15,780,484	15,780,484	9,311,619	11,487,017	(27.21%)
Non-recurring Revenues							
50015049 - 49400 Gain-loss on Sale of Fixed Ass	0	5,000	0	0	0	0	0.00%
50015049 - 49910 Bdgtd Use of Unrest. Net Asset	0	0	3,683,132	3,780,132	0	4,577,717	24.29%
Total Non-recurring Revenues	0	5,000	3,683,132	3,780,132	0	4,577,717	24.29%
Electric Fund Total Revenues	18,147,829	16,708,258	19,630,594	19,727,594	9,331,469	16,231,712	(17.31%)

City of Unalaska
FY2022 Electric Budget Detail
Expenditures
Draft as of 2/28/2021

Electric Proprietary		FY2019 Actual	FY2020 Actual	FY2021 Original Budget	FY2021 Revised Budget	FY2021 YTD	Proposed Budget	% Chg Original Budget
Utility Administration								
50024051 - 51100	Salaries and Wages	356,717	397,104	429,514	429,514	305,931	432,666	0.73%
50024051 - 51200	Temporary Employees	3,099	808	3,891	3,891	0	4,292	10.31%
50024051 - 51300	Overtime	836	1,293	1,817	1,817	3,864	1,990	9.52%
50024051 - 52100	Health Insurance Benefit	120,566	95,600	140,849	140,849	72,858	147,873	4.99%
50024051 - 52200	FICA & Medicare Emplr Match	27,228	29,683	32,240	32,240	22,996	32,888	2.01%
50024051 - 52300	PERS Employer Contribution	24,023	(427,654)	116,231	116,231	61,408	126,814	9.11%
50024051 - 52400	Unemployment Insurance	1,946	1,820	1,928	1,928	1,245	2,107	9.28%
50024051 - 52500	Workers Compensation	5,914	6,686	9,740	9,740	4,659	10,341	6.17%
50024051 - 52900	Other Employee Benefits	936	480	806	806	397	801	(0.56%)
Personnel Expenses		541,265	105,820	737,016	737,016	473,360	759,772	3.09%
50024052 - 53230	Legal Services	4,668	0	2,000	2,000	113	2,000	0.00%
50024052 - 53240	Engineering/Architectural Svcs	9,803	10,171	18,550	18,550	683	18,550	0.00%
50024052 - 53260	Training Services	412	1,060	1,125	1,125	733	1,125	0.00%
50024052 - 53264	Education Reimbursement	0	0	1,450	1,450	0	1,450	0.00%
50024052 - 53300	Other Professional Svcs	3,328	50,615	34,149	131,149	78,348	34,149	0.00%
50024052 - 53410	Software / Hardware Support	28,484	22,019	38,450	38,450	37,276	23,506	(38.87%)
50024052 - 54110	Water / Sewerage	940	(360)	510	510	784	510	0.00%
50024052 - 54210	Solid Waste	1,459	901	1,215	1,215	1,388	1,215	0.00%
50024052 - 54230	Custodial Services/Supplies	4,852	4,708	4,508	4,508	3,275	4,508	0.00%
50024052 - 54300	Repair/Maintenance Services	460	344	700	700	221	700	0.00%
50024052 - 55200	General Insurance	141,611	159,041	209,028	209,028	193,320	228,550	9.34%
50024052 - 55310	Telephone / Fax/TV	3,976	4,720	1,321	1,321	3,649	1,321	0.00%
50024052 - 55320	Network / Internet	12,063	12,060	23,320	23,320	10,864	23,450	0.56%
50024052 - 55901	Advertising	75	375	530	530	625	530	0.00%
50024052 - 55903	Travel and Related Costs	5,277	7,933	2,000	2,000	0	2,000	0.00%
50024052 - 55904	Banking / Credit Card Fees	36,441	32,210	25,000	25,000	14,329	25,000	0.00%
50024052 - 55905	Postal Services	(4,009)	3,150	2,123	2,123	2,273	2,123	0.00%
50024052 - 55906	Membership Dues	11,337	8,846	10,000	10,000	10,220	10,000	0.00%
50024052 - 55908	Employee Moving Costs	0	0	5,000	5,000	0	5,000	0.00%
50024052 - 56100	General Supplies	365	1,455	800	800	40	800	0.00%
50024052 - 56101	Safety Related Items	968	728	0	0	0	0	0.00%
50024052 - 56120	Office Supplies	1,919	845	2,186	2,186	907	2,186	0.00%
50024052 - 56140	Facility Maintenance Supplies	0	0	0	0	41	0	0.00%
50024052 - 56150	Computer Hardware / Software	23,930	18,712	9,470	9,506	1,842	21,100	122.81%
50024052 - 56220	Electricity	16,778	7,696	9,518	9,518	11,425	9,518	0.00%
50024052 - 56240	Heating Oil	10,689	9,455	8,102	8,102	4,260	8,102	0.00%
50024052 - 56260	Gasoline for Vehicles	674	409	1,963	1,963	209	1,963	0.00%
50024052 - 56320	Business Meals	320	51	318	318	0	318	0.00%
50024052 - 56330	Food/Bev/Related Emp Apprctn	1,941	2,648	1,623	1,623	798	1,623	0.00%
50024052 - 56400	Books and Periodicals	272	247	400	400	527	400	0.00%
Operating Expenses		319,034	360,039	415,359	512,395	378,149	431,697	3.93%
50024054 - 58100	Depreciation	3,476,351	3,037,151	3,779,145	3,779,145	2,548,650	3,622,866	(4.14%)
50024054 - 58500	Bad Debt Expense	2,395	25	0	0	0	0	0.00%
50024054 - 58910	Allocations IN-Debit	157,116	157,116	157,116	157,116	98,676	157,116	0.00%
50024054 - 59100	Interest Expense	894,142	999,898	935,742	935,742	824,566	866,719	(7.38%)
Other Expenses		4,530,005	4,194,190	4,872,003	4,872,003	3,471,892	4,646,701	(4.62%)
Total Utility Administration		5,390,303	4,660,048	6,024,378	6,121,413	4,323,401	5,838,170	(3.09%)

City of Unalaska
FY2022 Electric Budget Detail
Expenditures
Draft as of 2/28/2021

Electric Proprietary	FY2019 Actual	FY2020 Actual	FY2021 Original Budget	FY2021 Revised Budget	FY2021 YTD	Proposed Budget	% Chg Original Budget
Electric Production							
50024151 - 51100 Salaries and Wages	593,723	725,853	783,859	783,859	556,791	800,540	2.13%
50024151 - 51300 Overtime	137,220	219,414	47,320	47,320	45,600	42,248	(10.72%)
50024151 - 52100 Health Insurance Benefit	190,468	188,169	270,934	270,934	142,494	284,466	4.99%
50024151 - 52200 FICA & Medicare Emplr Match	56,180	71,575	63,583	63,583	46,270	64,473	1.40%
50024151 - 52300 PERS Employer Contribution	30,944	343,317	232,677	232,677	124,048	254,385	9.33%
50024151 - 52400 Unemployment Insurance	3,628	3,813	3,630	3,630	2,283	3,968	9.31%
50024151 - 52500 Workers Compensation	18,477	25,986	35,935	35,935	14,438	38,190	6.28%
50024151 - 52900 Other Employee Benefits	3,958	4,926	5,568	5,568	3,433	5,478	(1.62%)
Personnel Expenses	1,034,599	1,583,053	1,443,506	1,443,506	935,356	1,493,748	3.48%
50024152 - 53240 Engineering/Architectural Svs	0	0	5,000	5,000	0	5,000	0.00%
50024152 - 53260 Training Services	17,942	3,624	6,000	6,000	0	10,000	66.67%
50024152 - 53264 Education Reimbursement	0	0	1,500	1,500	0	1,500	0.00%
50024152 - 53300 Other Professional Svs	47,242	117,304	103,000	113,357	10,476	33,000	(67.96%)
50024152 - 53410 Software / Hardware Support	1,032	1,054	1,500	1,500	6,763	5,000	233.33%
50024152 - 53420 Sampling / Testing	3,112	4,702	5,000	5,000	4,338	5,000	0.00%
50024152 - 53490 Other Technical Services	0	0	20,000	20,000	3,123	20,000	0.00%
50024152 - 54110 Water / Sewerage	1,200	1,131	1,300	1,300	852	1,300	0.00%
50024152 - 54210 Solid Waste	6,375	8,862	5,000	5,000	4,146	5,000	0.00%
50024152 - 54230 Custodial Services/Supplies	9,600	9,600	9,600	9,600	6,400	9,600	0.00%
50024152 - 54300 Repair/Maintenance Services	231,739	163,816	154,500	154,500	112,287	150,250	(2.75%)
50024152 - 55310 Telephone / Fax/TV	6,803	6,530	10,000	10,000	4,516	10,000	0.00%
50024152 - 55330 Radio	2,655	0	3,000	3,000	0	3,000	0.00%
50024152 - 55901 Advertising	230	150	0	0	0	0	0.00%
50024152 - 55903 Travel and Related Costs	17,344	10,763	15,250	15,250	2,147	15,250	0.00%
50024152 - 55906 Membership Dues	0	0	500	500	0	500	0.00%
50024152 - 55907 Permit Fees	58,509	62,587	50,000	50,000	11,291	50,000	0.00%
50024152 - 55908 Employee Moving Costs	5,378	0	0	0	6,210	0	0.00%
50024152 - 56100 General Supplies	344,389	436,751	375,000	375,419	261,738	372,000	(0.80%)
50024152 - 56101 Safety Related Items	15,725	15,294	2,500	2,571	20,018	5,000	100.00%
50024152 - 56110 Sand / Gravel / Rock	720	0	0	0	0	0	0.00%
50024152 - 56120 Office Supplies	3,639	2,090	5,000	5,000	962	5,000	0.00%
50024152 - 56150 Computer Hardware / Software	30,664	9,020	10,000	10,000	11,530	7,500	(25.00%)
50024152 - 56160 Uniforms	0	0	1,000	1,000	0	1,000	0.00%
50024152 - 56230 Propane	640	974	1,200	1,200	110	1,200	0.00%
50024152 - 56260 Gasoline for Vehicles	1,029	1,502	2,500	2,500	780	2,500	0.00%
50024152 - 56270 Diesel for Equipment	0	80	75	75	0	75	0.00%
50024152 - 56330 Food/Bev/Related Emp Apprctn	1,258	3,110	500	500	1,448	500	0.00%
50024152 - 56400 Books and Periodicals	55	0	0	0	0	0	0.00%
50024152 - 56500 Generator Fuel - Diesel	8,534,065	7,204,245	7,763,259	7,763,259	3,779,959	6,000,000	(22.71%)
Operating Expenses	9,341,346	8,063,188	8,552,184	8,563,031	4,249,094	6,719,175	(21.43%)
Total Electric Production	10,375,945	9,646,241	9,995,690	10,006,537	5,184,450	8,212,923	(17.84%)

City of Unalaska
FY2022 Electric Budget Detail
Expenditures
Draft as of 2/28/2021

Electric Proprietary		FY2019 Actual	FY2020 Actual	FY2021 Original Budget	FY2021 Revised Budget	FY2021 YTD	Proposed Budget	% Chg Original Budget
Electric Line Repair & Maint								
50024251 - 51100	Salaries and Wages	381,445	337,839	556,829	556,829	183,323	544,749	(2.17%)
50024251 - 51300	Overtime	41,791	52,399	51,680	51,680	14,373	40,000	(22.60%)
50024251 - 52100	Health Insurance Benefit	109,321	78,879	175,661	175,661	39,582	184,434	4.99%
50024251 - 52200	FICA & Medicare Emplr Match	32,560	29,383	46,551	46,551	15,276	44,733	(3.91%)
50024251 - 52300	PERS Employer Contribution	34,965	143,649	169,346	169,346	39,599	176,755	4.38%
50024251 - 52400	Unemployment Insurance	2,087	1,492	2,355	2,355	873	2,572	9.21%
50024251 - 52500	Workers Compensation	11,241	12,198	25,100	25,100	4,819	26,675	6.27%
50024251 - 52900	Other Employee Benefits	2,098	1,721	3,537	3,537	854	3,492	(1.27%)
Personnel Expenses		615,506	657,559	1,031,059	1,031,059	298,701	1,023,410	(0.74%)
50024252 - 53240	Engineering/Architectural Svcs	6,609	0	6,000	6,000	0	6,000	0.00%
50024252 - 53260	Training Services	3,122	2,677	4,100	4,100	550	3,100	(24.39%)
50024252 - 53300	Other Professional Svcs	9,923	11,454	3,000	3,000	0	3,000	0.00%
50024252 - 53410	Software / Hardware Support	1,032	1,054	1,150	1,150	1,173	1,220	6.09%
50024252 - 53420	Sampling / Testing	39	250	1,000	1,000	0	1,000	0.00%
50024252 - 53430	Survey Services	0	1,688	0	0	0	0	0.00%
50024252 - 54210	Solid Waste	1,543	(1,254)	3,000	3,000	63	3,000	0.00%
50024252 - 54300	Repair/Maintenance Services	3,530	5,902	5,000	5,000	1,303	5,000	0.00%
50024252 - 54420	Equipment Rental	0	0	1,200	1,200	0	1,200	0.00%
50024252 - 54500	Construction Services	0	3,000	10,000	10,000	4,000	10,000	0.00%
50024252 - 55310	Telephone / Fax/TV	4,003	3,837	5,700	5,700	3,422	5,700	0.00%
50024252 - 55330	Radio	10,098	0	500	500	0	500	0.00%
50024252 - 55901	Advertising	0	75	0	0	325	0	0.00%
50024252 - 55903	Travel and Related Costs	6,589	9,912	11,000	11,000	0	2,000	(81.82%)
50024252 - 55906	Membership Dues	200	0	0	0	0	0	0.00%
50024252 - 55908	Employee Moving Costs	2,200	0	5,000	5,000	0	5,000	0.00%
50024252 - 56100	General Supplies	144,926	215,884	170,000	170,867	54,718	170,000	0.00%
50024252 - 56101	Safety Related Items	13,506	5,729	4,000	4,071	1,098	4,000	0.00%
50024252 - 56110	Sand / Gravel / Rock	10,540	8,210	9,000	9,000	2,480	9,000	0.00%
50024252 - 56120	Office Supplies	1,574	135	500	500	0	500	0.00%
50024252 - 56150	Computer Hardware / Software	1,401	607	1,700	1,700	0	1,700	0.00%
50024252 - 56160	Uniforms	1,327	604	2,000	2,000	0	2,000	0.00%
50024252 - 56220	Electricity	1,391	1,120	1,200	1,200	1,185	1,200	0.00%
50024252 - 56230	Propane	431	179	400	400	110	400	0.00%
50024252 - 56260	Gasoline for Vehicles	3,930	1,980	2,500	2,500	1,551	2,500	0.00%
50024252 - 56270	Diesel for Equipment	4,865	3,772	3,800	3,800	1,326	3,800	0.00%
50024252 - 56320	Business Meals	36	0	0	0	0	0	0.00%
50024252 - 56330	Food/Bev/Related Emp Apprctn	0	75	200	200	68	200	0.00%
50024252 - 56400	Books and Periodicals	560	0	500	500	489	500	0.00%
Operating Expenses		233,373	276,889	252,450	253,388	73,860	242,520	(3.93%)
50024253 - 57400	Machinery and Equipment	0	0	65,000	236,025	171,025	0	(100.00%)
Capital Outlay		0	0	65,000	236,025	171,025	0	(100.00%)
Total Electric Line Repair & Maint		848,879	934,448	1,348,509	1,520,472	543,586	1,265,930	(6.12%)

City of Unalaska
FY2022 Electric Budget Detail
Expenditures
Draft as of 2/28/2021

Electric Proprietary	FY2019 Actual	FY2020 Actual	FY2021 Original Budget	FY2021 Revised Budget	FY2021 YTD	Proposed Budget	% Chg Original Budget
Transfers Out							
50029854 - 59940 Transfers To Enterpr Capt Proj	1,095,640	3,134,692	2,052,338	2,052,338	2,052,338	715,000	(65.16%)
Other Expenses	1,095,640	3,134,692	2,052,338	2,052,338	2,052,338	715,000	(65.16%)
Total Transfers Out	1,095,640	3,134,692	2,052,338	2,052,338	2,052,338	715,000	(65.16%)

City of Unalaska
FY2022 Electric Budget Detail
Expenditures
Draft as of 2/28/2021

Electric Proprietary		FY2019 Actual	FY2020 Actual	FY2021 Original Budget	FY2021 Revised Budget	FY2021 YTD	Proposed Budget	% Chg Original Budget
Veh & Equip Maintenance								
50022851 - 51100	Salaries and Wages	22,044	14,181	26,743	26,743	9,480	26,860	0.44%
50022851 - 51300	Overtime	0	129	800	800	0	960	20.00%
50022851 - 52100	Health Insurance Benefit	8,499	3,756	8,515	8,515	1,928	9,004	5.74%
50022851 - 52200	FICA & Medicare Emplr Match	1,686	1,095	2,106	2,106	725	2,127	1.00%
50022851 - 52300	PERS Employer Contribution	1,673	5,036	7,482	7,482	1,845	8,221	9.88%
50022851 - 52400	Unemployment Insurance	88	54	117	117	49	126	7.69%
50022851 - 52500	Workers Compensation	502	446	969	969	215	1,030	6.30%
50022851 - 52900	Other Employee Benefits	113	61	161	161	35	162	0.62%
	Personnel Expenses	34,604	24,759	46,893	46,893	14,278	48,490	3.41%
50022852 - 54300	Repair/Maintenance Services	112	190	2,000	2,000	0	2,000	0.00%
50022852 - 56100	General Supplies	76	117	500	500	11	500	0.00%
50022852 - 56130	Machinery / Vehicle Parts	20,587	10,429	15,000	15,526	6,370	15,000	0.00%
	Operating Expenses	20,775	10,735	17,500	18,026	6,381	17,500	0.00%
	Total Veh & Equip Maintenance	55,380	35,494	64,393	64,919	20,659	65,990	2.48%

City of Unalaska
FY2022 Electric Budget Detail
Expenditures
Draft as of 2/28/2021

Electric Proprietary	FY2019 Actual	FY2020 Actual	FY2021 Original Budget	FY2021 Revised Budget	FY2021 YTD	Proposed Budget	% Chg Original Budget
Facilities Maintenance							
50022951 - 51100 Salaries and Wages	29,390	35,075	39,282	39,282	19,155	39,755	1.20%
50022951 - 51200 Temporary Employees	344	19	0	0	226	0	0.00%
50022951 - 51300 Overtime	1,050	766	532	532	98	997	87.41%
50022951 - 52100 Health Insurance Benefit	11,305	10,141	12,533	12,533	4,101	13,109	4.60%
50022951 - 52200 FICA & Medicare Emplr Match	2,355	2,743	3,046	3,046	1,490	3,121	2.46%
50022951 - 52300 PERS Employer Contribution	1,747	12,281	10,875	10,875	3,467	12,074	11.03%
50022951 - 52400 Unemployment Insurance	189	117	166	166	46	184	10.84%
50022951 - 52500 Workers Compensation	1,016	1,473	1,619	1,619	761	1,720	6.24%
50022951 - 52900 Other Employee Benefits	159	174	233	233	86	239	2.58%
Personnel Expenses	47,556	62,789	68,286	68,286	29,431	71,199	4.27%
50022952 - 53300 Other Professional	0	0	5,000	5,000	135	5,000	0.00%
50022952 - 54300 Repair/Maintenance Services	8,393	14,573	33,000	34,777	4,538	30,500	(7.58%)
50022952 - 54500 Construction Services	0	0	5,000	5,000	0	10,000	100.00%
50022952 - 56100 General Supplies	199	766	11,000	11,000	592	5,000	(54.55%)
50022952 - 56101 Safety Related Items	58	22	10,000	10,000	26	2,000	(80.00%)
50022952 - 56140 Facility Maintenance Supplies	6,957	11,380	13,000	13,000	10,238	10,000	(23.08%)
Operating Expenses	15,606	26,741	77,000	78,777	15,528	62,500	(18.83%)
Total Facilities Maintenance	63,163	89,530	145,286	147,063	44,958	133,699	(7.98%)

City of Unalaska
FY2022 Water Budget Summary
Draft as of 2/28/2021

Water Proprietary	FY2019 Actual	FY2020 Actual	FY2021 Original Budget	FY2021 Revised Budget	FY2021 YTD	Proposed Budget	% Chg Original Budget
REVENUES							
Intergovernmental	13,868	63,753	80,745	80,745	0	80,745	0.00%
Charges for Services	2,704,108	2,623,908	2,610,839	2,610,839	2,229,665	2,482,312	(4.92%)
Non-recurring Revenues	0	4,300	993,058	1,160,088	0	3,298,957	232.20%
Total Revenues	2,717,976	2,691,961	3,684,642	3,851,672	2,229,665	5,862,014	37.14%
EXPENDITURES							
Utility Administration	1,716,321	1,716,816	1,824,339	1,824,375	1,333,616	1,851,066	1.46%
Water Operations	1,028,367	1,147,743	1,659,817	1,710,763	894,143	1,693,106	2.01%
Transfers Out	200,000	2,947,031	100,000	259,735	259,735	2,215,500	2115.50%
Veh & Equip Maintenance	26,240	26,226	39,850	39,850	18,112	40,786	2.35%
Facilities Maintenance	58,332	67,297	60,635	61,134	53,142	61,556	1.52%
Total Expenditures	3,029,261	5,905,113	3,684,641	3,895,857	2,558,747	5,862,014	37.14%
Water Proprietary Fund Net	(311,284)	(3,213,152)	0	(44,185)	(329,082)	0	

	Personnel Expenses	Operating Expenses	Capital Outlay	Other Expenses	Proposed Budget	% of Fund
EXPENDITURES						
Utility Administration	456,391	194,710	0	1,199,965	1,851,066	31.58%
Water Operations	1,039,927	575,810	77,369	0	1,693,106	28.88%
Veh & Equip Maintenance	28,286	12,500	0	0	40,786	0.70%
Facilities Maintenance	23,006	38,550	0	0	61,556	1.05%
Total Operating Expenditures	1,547,610	821,570	77,369	1,199,965	3,646,514	
Transfers Out	0	0	0	2,215,500	2,215,500	37.79%
	0	0	0	2,215,500	2,215,500	

City of Unalaska
FY2022 Water Budget Detail
Revenues
Draft as of 2/28/2021

Water Proprietary	FY2019 Actual	FY2020 Actual	FY2021 Original Budget	FY2021 Revised Budget	FY2021 YTD	Proposed Budget	% Chg Original Budget
Intergovernmental							
51015541 - 42152 Debt Reimbursements Grants	0	0	45,000	45,000	0	45,000	0.00%
51015541 - 42355 PERS Nonemployer Contributions	13,868	63,753	35,745	35,745	0	35,745	0.00%
Total Intergovernmental	13,868	63,753	80,745	80,745	0	80,745	0.00%
Charges for Services							
51015542 - 44210 Unmetered Water Sales	148,013	147,438	161,560	161,560	109,955	139,081	(13.91%)
51015542 - 44220 Metered Water Consumption	2,541,613	2,469,181	2,420,955	2,420,955	2,086,257	2,335,813	(3.52%)
51015542 - 44260 System Development Chgs	0	0	3,171	3,171	31,544	0	(100.00%)
51015542 - 44270 Other Services	13,881	5,563	23,513	23,513	1,586	6,549	(72.15%)
51015542 - 44280 Late Fees	602	1,726	1,640	1,640	322	869	(47.01%)
Total Charges for Services	2,704,108	2,623,908	2,610,839	2,610,839	2,229,665	2,482,312	(4.92%)
Non-recurring Revenues							
51015549 - 49400 Gain-loss on Sale of Fixed Ass	0	4,300	0	0	0	0	0.00%
51015549 - 49910 Bdgt'd Use of Unrest. Net Asset	0	0	993,058	1,160,088	0	3,298,957	232.20%
Total Non-recurring Revenues	0	4,300	993,058	1,160,088	0	3,298,957	232.20%
Water Fund Total Revenues	2,717,976	2,691,961	3,684,642	3,851,672	2,229,665	5,862,014	59.09%

City of Unalaska
FY2022 Water Budget Detail
Expenditures
Draft as of 2/28/2021

Water Proprietary		FY2019 Actual	FY2020 Actual	FY2021 Original Budget	FY2021 Revised Budget	FY2021 YTD	Proposed Budget	% Chg Original Budget
Utility Administration								
51024051 - 51100	Salaries and Wages	231,775	218,184	257,931	257,931	183,224	259,569	0.64%
51024051 - 51200	Temporary Employees	1,126	539	2,594	2,594	0	2,861	10.29%
51024051 - 51300	Overtime	385	594	928	928	1,748	1,058	14.01%
51024051 - 52100	Health Insurance Benefit	71,851	56,557	84,252	84,252	43,410	88,466	5.00%
51024051 - 52200	FICA & Medicare Emplr Match	17,696	16,533	19,502	19,502	13,838	19,833	1.70%
51024051 - 52300	PERS Employer Contribution	16,968	77,832	70,103	70,103	36,653	76,404	8.99%
51024051 - 52400	Unemployment Insurance	1,136	1,080	1,154	1,154	714	1,263	9.45%
51024051 - 52500	Workers Compensation	3,738	4,006	6,074	6,074	2,827	6,446	6.12%
51024051 - 52900	Other Employee Benefits	618	331	494	494	250	491	(0.51%)
Personnel Expenses		345,292	375,655	443,032	443,032	282,664	456,391	3.02%
51024052 - 53230	Legal Services	0	0	1,000	1,000	0	1,000	0.00%
51024052 - 53240	Engineering/Architectural Svcs	4,611	5,209	1,100	1,100	683	1,100	0.00%
51024052 - 53260	Training Services	350	0	1,000	1,000	733	1,000	0.00%
51024052 - 53264	Education Reimbursement	0	0	2,500	2,500	0	2,500	0.00%
51024052 - 53300	Other Professional Svcs	9,586	3,649	6,400	6,400	12,449	6,400	0.00%
51024052 - 53410	Software / Hardware Support	22,788	17,615	30,771	30,771	29,818	18,817	(38.85%)
51024052 - 54110	Water / Sewerage	940	945	547	547	784	547	0.00%
51024052 - 54210	Solid Waste	1,403	1,585	1,215	1,215	1,388	1,215	0.00%
51024052 - 54230	Custodial Services/Supplies	3,639	3,793	4,509	4,509	2,456	4,509	0.00%
51024052 - 54300	Repair/Maintenance Services	460	344	525	525	221	525	0.00%
51024052 - 55200	General Insurance	43,036	50,137	73,447	73,447	64,653	80,974	10.25%
51024052 - 55310	Telephone / Fax/TV	2,693	3,540	1,321	1,321	2,727	1,321	0.00%
51024052 - 55320	Network / Internet	9,650	10,126	18,400	18,400	8,691	18,760	1.96%
51024052 - 55901	Advertising	0	0	332	332	0	332	0.00%
51024052 - 55903	Travel and Related Costs	735	603	1,500	1,500	0	2,500	66.67%
51024052 - 55904	Banking / Credit Card Fees	5,854	5,170	4,087	4,087	2,298	4,087	0.00%
51024052 - 55905	Postal Services	(3,972)	2,815	4,100	4,100	2,550	4,100	0.00%
51024052 - 55906	Membership Dues	208	214	250	250	2,253	250	0.00%
51024052 - 55908	Employee Moving Costs	0	0	5,000	5,000	0	5,000	0.00%
51024052 - 56100	General Supplies	290	258	660	660	50	660	0.00%
51024052 - 56101	Safety Related Items	785	611	0	0	0	0	0.00%
51024052 - 56120	Office Supplies	1,305	747	1,200	1,200	907	1,200	0.00%
51024052 - 56150	Computer Hardware / Software	19,144	15,374	7,576	7,612	1,677	16,880	122.81%
51024052 - 56220	Electricity	16,778	11,921	9,518	9,518	11,425	9,518	0.00%
51024052 - 56240	Heating Oil	10,688	9,455	8,102	8,102	4,260	8,102	0.00%
51024052 - 56260	Gasoline for Vehicles	674	409	1,963	1,963	209	1,963	0.00%
51024052 - 56320	Business Meals	0	0	200	200	0	200	0.00%
51024052 - 56330	Food/Bev/Related Emp Apprctn	1,211	1,145	1,050	1,050	498	1,050	0.00%
51024052 - 56400	Books and Periodicals	272	247	200	200	197	200	0.00%
Operating Expenses		153,127	145,913	188,473	188,509	150,926	194,710	3.31%
51024054 - 58100	Depreciation	1,126,256	1,124,222	1,124,222	1,124,222	837,374	1,134,681	0.93%
51024054 - 58500	Bad Debt Expense	298	6	0	0	0	0	0.00%
51024054 - 58910	Allocations IN-Debit	23,484	22,200	22,212	22,212	16,659	22,212	0.00%
51024054 - 59100	Interest Expense	67,863	48,820	46,401	46,401	45,992	43,072	(7.17%)
Other Expenses		1,217,902	1,195,248	1,192,835	1,192,835	900,026	1,199,965	0.60%
Total Utility Administration		1,716,321	1,716,816	1,824,339	1,824,375	1,333,616	1,851,066	1.46%

City of Unalaska
FY2022 Water Budget Detail
Expenditures
Draft as of 2/28/2021

Water Proprietary		FY2019 Actual	FY2020 Actual	FY2021 Original Budget	FY2021 Revised Budget	FY2021 YTD	Proposed Budget	% Chg Original Budget
Water Operations								
51024351 - 51100	Salaries and Wages	316,721	471,776	515,566	515,566	373,503	544,596	5.63%
51024351 - 51200	Temporary Employees	30,624	14,296	57,428	57,428	0	28,714	(50.00%)
51024351 - 51300	Overtime	114,140	68,971	33,603	33,603	9,712	34,500	2.67%
51024351 - 52100	Health Insurance Benefit	88,251	125,782	178,638	178,638	92,489	187,560	4.99%
51024351 - 52200	FICA & Medicare Emplr Match	35,304	39,226	46,472	46,472	29,316	46,496	0.05%
51024351 - 52300	PERS Employer Contribution	24,919	(54,771)	152,563	152,563	79,470	171,557	12.45%
51024351 - 52400	Unemployment Insurance	1,800	2,756	2,968	2,968	1,399	2,903	(2.19%)
51024351 - 52500	Workers Compensation	7,348	13,226	18,569	18,569	8,336	19,734	6.27%
51024351 - 52900	Other Employee Benefits	2,460	2,931	4,200	4,200	2,052	3,867	(7.93%)
	Personnel Expenses	621,566	684,193	1,010,007	1,010,007	596,276	1,039,927	2.96%
51024352 - 53240	Engineering/Architectural Svcs	0	0	28,000	28,000	0	28,000	0.00%
51024352 - 53260	Training Services	19,325	14,596	6,500	6,500	42	6,500	0.00%
51024352 - 53300	Other Professional Svcs	59,138	70,077	104,700	143,781	24,373	82,200	(21.49%)
51024352 - 53410	Software / Hardware Support	5,676	4,565	4,500	4,500	5,425	10,360	130.22%
51024352 - 53420	Sampling / Testing	24,556	3,225	7,960	7,960	1,316	6,000	(24.62%)
51024352 - 53490	Other Technical Services	0	0	1,400	1,400	0	1,400	0.00%
51024352 - 54210	Solid Waste	3,277	3,649	3,700	3,700	2,634	3,700	0.00%
51024352 - 54300	Repair/Maintenance Services	39,030	74,652	65,000	65,000	4,975	65,000	0.00%
51024352 - 54500	Construction Services	0	0	18,000	18,000	0	18,000	0.00%
51024352 - 55310	Telephone / Fax/TV	4,508	6,598	5,500	5,500	4,688	5,500	0.00%
51024352 - 55320	Network / Internet	0	0	500	500	0	500	0.00%
51024352 - 55330	Radio	7,731	0	16,900	16,900	0	6,500	(61.54%)
51024352 - 55903	Travel and Related Costs	1,833	3,187	9,000	9,000	930	9,000	0.00%
51024352 - 55906	Membership Dues	976	1,233	900	900	675	900	0.00%
51024352 - 55907	Permit Fees	1,638	400	550	550	971	550	0.00%
51024352 - 56100	General Supplies	55,714	76,329	106,100	109,680	126,561	106,100	0.00%
51024352 - 56101	Safety Related Items	7,365	11,347	12,000	12,990	3,843	12,000	0.00%
51024352 - 56108	Lab Supplies	6,988	3,961	11,000	11,000	0	11,000	0.00%
51024352 - 56110	Sand / Gravel / Rock	3,000	3,000	3,000	3,000	0	3,000	0.00%
51024352 - 56115	Chemicals	17,774	22,812	13,000	13,000	8,728	13,000	0.00%
51024352 - 56120	Office Supplies	506	0	1,200	1,200	1,555	1,200	0.00%
51024352 - 56150	Computer Hardware / Software	2,245	7,014	1,500	1,500	270	1,500	0.00%
51024352 - 56220	Electricity	123,620	136,011	148,000	148,000	96,579	148,000	0.00%
51024352 - 56230	Propane	2,340	539	2,200	2,200	224	2,200	0.00%
51024352 - 56240	Heating Oil	11,903	11,848	24,000	24,000	9,364	24,000	0.00%
51024352 - 56260	Gasoline for Vehicles	5,862	5,723	6,000	6,000	3,134	6,000	0.00%
51024352 - 56270	Diesel for Equipment	822	1,114	800	800	731	800	0.00%
51024352 - 56330	Food/Bev/Related Emp Apprctn	135	881	2,000	2,000	587	2,000	0.00%
51024352 - 56400	Books and Periodicals	841	790	900	900	0	900	0.00%
	Operating Expenses	406,800	463,550	604,810	648,461	297,603	575,810	(4.79%)
51024353 - 57400	Machinery and Equipment	0	0	45,000	52,295	263	77,369	71.93%
	Capital Outlay	0	0	45,000	52,295	263	77,369	71.93%
	Total Water Operations	1,028,367	1,147,743	1,659,817	1,710,763	894,143	1,693,106	2.01%

City of Unalaska
FY2022 Water Budget Detail
Expenditures
Draft as of 2/28/2021

Water Proprietary	FY2019 Actual	FY2020 Actual	FY2021 Original Budget	FY2021 Revised Budget	FY2021 YTD	Proposed Budget	% Chg Original Budget
Transfers Out							
51029854 - 59940 Transfers To Enterpr Capt Proj	200,000	2,947,031	100,000	259,735	259,735	2,215,500	2,115.50%
Other Expenses	200,000	2,947,031	100,000	259,735	259,735	2,215,500	2115.50%
Total Transfers Out	200,000	2,947,031	100,000	259,735	259,735	2,215,500	2115.50%

City of Unalaska
FY2022 Water Budget Detail
Expenditures
Draft as of 2/28/2021

Water Proprietary		FY2019 Actual	FY2020 Actual	FY2021 Original Budget	FY2021 Revised Budget	FY2021 YTD	Proposed Budget	% Chg Original Budget
Veh & Equip Maintenance								
51022851 - 51100	Salaries and Wages	7,284	12,668	15,601	15,601	9,190	15,669	0.44%
51022851 - 51300	Overtime	0	0	465	465	382	558	20.00%
51022851 - 52100	Health Insurance Benefit	2,769	2,269	4,966	4,966	2,448	5,251	5.74%
51022851 - 52200	FICA & Medicare Emplr Match	557	969	1,228	1,228	732	1,241	1.06%
51022851 - 52300	PERS Employer Contribution	520	4,554	4,365	4,365	1,966	4,798	9.92%
51022851 - 52400	Unemployment Insurance	35	37	66	66	27	74	12.12%
51022851 - 52500	Workers Compensation	169	389	565	565	265	600	6.19%
51022851 - 52900	Other Employee Benefits	29	61	94	94	39	95	1.06%
	Personnel Expenses	11,364	20,949	27,350	27,350	15,049	28,286	3.42%
51022852 - 54300	Repair/Maintenance Services	112	1,651	0	0	0	300	0.00%
51022852 - 56100	General Supplies	0	40	0	0	6	0	0.00%
51022852 - 56130	Machinery / Vehicle Parts	14,764	3,586	12,500	12,500	3,056	12,200	(2.40%)
	Operating Expenses	14,876	5,278	12,500	12,500	3,063	12,500	0.00%
	Total Veh & Equip Maintenance	26,240	26,226	39,850	39,850	18,112	40,786	2.35%

City of Unalaska
FY2022 Water Budget Detail
Expenditures
Draft as of 2/28/2021

Water Proprietary	FY2019 Actual	FY2020 Actual	FY2021 Original Budget	FY2021 Revised Budget	FY2021 YTD	Proposed Budget	% Chg Original Budget
Facilities Maintenance							
51022951 - 51100 Salaries and Wages	16,488	19,638	12,747	12,747	13,662	12,902	1.22%
51022951 - 51200 Temporary Employees	797	20	0	0	247	0	0.00%
51022951 - 51300 Overtime	252	72	133	133	25	274	106.02%
51022951 - 52100 Health Insurance Benefit	5,884	4,143	4,056	4,056	3,118	4,239	4.51%
51022951 - 52200 FICA & Medicare Emplr Match	1,342	1,509	982	982	1,066	1,004	2.24%
51022951 - 52300 PERS Employer Contribution	964	6,950	3,515	3,515	2,772	3,901	10.98%
51022951 - 52400 Unemployment Insurance	96	76	55	55	32	57	3.64%
51022951 - 52500 Workers Compensation	595	772	523	523	545	556	6.31%
51022951 - 52900 Other Employee Benefits	105	106	74	74	73	73	(1.35%)
Personnel Expenses	26,523	33,287	22,085	22,085	21,539	23,006	4.17%
51022952 - 53300 Other Professional	125	11,075	0	0	0	6,000	0.00%
51022952 - 54300 Repair/Maintenance Services	26,854	8,646	28,550	29,049	25,923	22,600	(20.84%)
51022952 - 54500 Construction Services	0	0	1,000	1,000	0	1,000	0.00%
51022952 - 56100 General Supplies	290	524	1,500	1,500	7	1,950	30.00%
51022952 - 56101 Safety Related Items	895	22	0	0	26	0	0.00%
51022952 - 56140 Facility Maintenance Supplies	3,645	13,744	7,500	7,500	5,647	7,000	(6.67%)
Operating Expenses	31,810	34,010	38,550	39,049	31,603	38,550	0.00%
Total Facilities Maintenance	58,332	67,297	60,635	61,134	53,142	61,556	1.52%

City of Unalaska
FY2022 Wastewater Budget Summary
Draft as of 2/28/2021

Wastewater Proprietary	FY2019 Actual	FY2020 Actual	FY2021 Original Budget	FY2021 Revised Budget	FY2021 YTD	Proposed Budget	% Chg Original Budget
REVENUES							
Intergovernmental	12,080	53,818	40,462	40,462	0	40,462	0.00%
Charges for Services Assessments	2,441,712	2,465,585	2,607,950	2,607,950	1,985,517	2,412,344	(7.50%)
Non-recurring Revenues	63	0	0	0	0	0	0.00%
	0	0	1,090,941	1,151,767	0	1,892,018	73.43%
Total Revenues	2,453,855	2,519,404	3,739,353	3,800,179	1,985,517	4,344,824	13.94%
EXPENDITURES							
Utility Administration	1,931,220	1,907,226	2,031,168	2,031,204	1,413,719	2,056,035	1.22%
Wastewater Operations	1,510,856	1,578,097	2,626,295	2,733,167	1,139,415	2,149,606	(18.15%)
Transfers Out	669,477	0	0	0	0	43,000	0.00%
Veh & Equip Maintenance	16,760	22,878	29,960	29,960	12,199	30,691	2.44%
Facilities Maintenance	59,068	84,929	61,195	61,694	28,135	65,492	7.02%
Total Expenditures	4,187,381	3,593,130	4,748,618	4,856,025	2,593,467	4,344,824	(9.29%)
Transfers In	1,032,021	998,248	1,009,265	1,009,265	1,009,265	0	(100.00%)
Wastewater Proprietary Fund Net	(701,506)	(75,478)	0	(46,581)	401,315	0	

	Personnel Expenses	Operating Expenses	Capital Outlay	Other Expenses	Proposed Budget	% of Fund
EXPENDITURES						
Utility Administration	381,310	184,062	0	1,490,663	2,056,035	47.32%
Wastewater Operations	1,004,437	1,067,800	77,369	0	2,149,606	49.48%
Veh & Equip Maintenance	22,216	8,475	0	0	30,691	0.71%
Facilities Maintenance	37,412	28,080	0	0	65,492	1.51%
Total Operating Expenditures	1,445,375	1,288,417	77,369	1,490,663	4,301,824	
Transfers Out	0	0	0	43,000	43,000	0.99%
	0	0	0	43,000	43,000	

City of Unalaska
FY2022 Wastewater Budget Detail
Revenues
Draft as of 2/28/2021

Wastewater Proprietary	FY2019 Actual	FY2020 Actual	FY2021 Original Budget	FY2021 Revised Budget	FY2021 YTD	Proposed Budget	% Chg Original Budget
Intergovernmental							
52016041 - 42355 PERS Nonemployer Contributions	12,080	53,818	40,462	40,462	0	40,462	0.00%
Total Intergovernmental	12,080	53,818	40,462	40,462	0	40,462	0.00%
Charges for Services							
52016042 - 44310 Unmetered Wastewater Sales	453,320	460,446	482,570	482,570	350,087	455,848	(5.54%)
52016042 - 44320 Metered Commercial Sales	1,837,630	1,871,646	2,020,704	2,020,704	1,520,773	1,797,311	(11.06%)
52016042 - 44330 Metered Industrial Sales	83,831	85,421	46,025	46,025	69,425	80,457	74.81%
52016042 - 44340 Vactor Services	8,113	17,208	49,053	49,053	12,839	41,007	(16.40%)
52016042 - 44370 Other Services	57,563	28,761	7,935	7,935	31,621	36,380	358.48%
52016042 - 44380 Late Fees	1,255	2,104	1,663	1,663	773	1,341	(19.36%)
Total Charges for Services	2,441,712	2,465,585	2,607,950	2,607,950	1,985,517	2,412,344	(7.50%)
Assessments							
52016044 - 46513 Special Assess Pen & Int	63	0	0	0	0	0	0.00%
Total Assessments	63	0	0	0	0	0	0.00%
Other Financing Sources							
52019848 - 49110 Transfers From Spec Rev Fnd	1,032,021	998,248	1,009,265	1,009,265	1,009,265	0	(100.00%)
Total Other Financing Sources	1,032,021	998,248	1,009,265	1,009,265	1,009,265	0	(100.00%)
Non-recurring Revenues							
52016049 - 49910 Bdgtd Use of Unrest. Net Asset	0	0	1,090,941	1,151,767	0	1,892,018	73.43%
Total Non-recurring Revenues	0	0	1,090,941	1,151,767	0	1,892,018	73.43%
Wastewater Fund Total Revenues	3,485,876	3,517,652	4,748,618	4,809,444	2,994,782	4,344,824	(8.50%)

City of Unalaska
FY2022 Wastewater Budget Detail
Expenditures
Draft as of 2/28/2021

Wastewater Proprietary	FY2019 Actual	FY2020 Actual	FY2021 Original Budget	FY2021 Revised Budget	FY2021 YTD	Proposed Budget	% Chg Original Budget
Utility Administration							
52024051 - 51100 Salaries and Wages	194,794	179,268	214,003	214,003	152,866	216,612	1.22%
52024051 - 51200 Temporary Employees	1,023	539	2,594	2,594	0	2,861	10.29%
52024051 - 51300 Overtime	258	424	749	749	1,186	813	8.54%
52024051 - 52100 Health Insurance Benefit	59,685	46,553	70,189	70,189	35,991	73,706	5.01%
52024051 - 52200 FICA & Medicare Emplr Match	14,875	13,563	16,192	16,192	11,517	16,557	2.25%
52024051 - 52300 PERS Employer Contribution	14,090	64,395	58,528	58,528	30,558	64,095	9.51%
52024051 - 52400 Unemployment Insurance	944	901	968	968	594	1,055	8.99%
52024051 - 52500 Workers Compensation	2,914	3,194	4,925	4,925	2,317	5,224	6.07%
52024051 - 52900 Other Employee Benefits	629	275	392	392	211	387	(1.15%)
Personnel Expenses	289,214	309,112	368,540	368,540	235,241	381,310	3.47%
52024052 - 53230 Legal Services	653	28,281	10,000	10,000	1,445	10,000	0.00%
52024052 - 53240 Engineering/Architectural Svs	2,596	4,382	6,200	6,200	683	6,200	0.00%
52024052 - 53260 Training Services	350	0	1,000	1,000	733	1,000	0.00%
52024052 - 53264 Education Reimbursement	0	0	5,656	5,656	0	5,656	0.00%
52024052 - 53300 Other Professional Svs	936	3,195	3,600	3,600	12,449	3,600	0.00%
52024052 - 53410 Software / Hardware Support	19,939	15,413	26,905	26,905	26,060	16,442	(38.89%)
52024052 - 54110 Water / Sewerage	470	472	455	455	392	455	0.00%
52024052 - 54210 Solid Waste	730	879	1,215	1,215	778	1,215	0.00%
52024052 - 54230 Custodial Services/Supplies	2,426	2,524	4,509	4,509	1,637	4,509	0.00%
52024052 - 54300 Repair/Maintenance Services	460	344	1,000	1,000	221	1,000	0.00%
52024052 - 55200 General Insurance	39,995	46,496	62,336	62,336	56,387	72,300	15.98%
52024052 - 55310 Telephone / Fax/TV	3,089	3,486	1,321	1,321	2,727	1,321	0.00%
52024052 - 55320 Network / Internet	8,444	8,442	16,100	16,100	7,605	16,415	1.96%
52024052 - 55903 Travel and Related Costs	2,976	603	1,500	1,500	0	1,500	0.00%
52024052 - 55904 Banking / Credit Card Fees	5,322	4,700	2,000	2,000	2,089	2,000	0.00%
52024052 - 55905 Postal Services	(2,043)	950	1,710	1,710	915	1,710	0.00%
52024052 - 55908 Employee Moving Costs	4,766	0	0	0	0	0	0.00%
52024052 - 56100 General Supplies	250	251	500	500	50	500	0.00%
52024052 - 56101 Safety Related Items	785	611	0	0	0	0	0.00%
52024052 - 56120 Office Supplies	1,255	747	2,186	2,186	907	2,186	0.00%
52024052 - 56150 Computer Hardware / Software	16,751	12,756	6,629	6,665	1,594	14,770	122.81%
52024052 - 56220 Electricity	8,389	5,961	9,518	9,518	5,713	9,518	0.00%
52024052 - 56240 Heating Oil	10,688	9,455	8,102	8,102	4,260	8,102	0.00%
52024052 - 56260 Gasoline for Vehicles	674	409	1,963	1,963	209	1,963	0.00%
52024052 - 56320 Business Meals	48	0	200	200	0	200	0.00%
52024052 - 56330 Food/Bev/Related Emp Apprctn	1,513	1,441	1,000	1,000	698	1,000	0.00%
52024052 - 56400 Books and Periodicals	272	247	500	500	197	500	0.00%
Operating Expenses	131,733	152,048	176,105	176,141	127,748	184,062	4.52%
52024054 - 58100 Depreciation	1,375,845	1,314,265	1,361,872	1,361,872	931,134	1,372,436	0.78%
52024054 - 58500 Bad Debt Expense	907	18	0	0	0	0	0.00%
52024054 - 58910 Allocations IN-Debit	21,852	21,852	21,852	21,852	16,389	21,852	0.00%
52024054 - 59100 Interest Expense	111,670	109,932	102,799	102,799	103,208	96,375	(6.25%)
Other Expenses	1,510,274	1,446,067	1,486,523	1,486,523	1,050,731	1,490,663	0.28%
Total Utility Administration	1,931,220	1,907,226	2,031,168	2,031,204	1,413,719	2,056,035	1.22%

City of Unalaska
FY2022 Wastewater Budget Detail
Expenditures
Draft as of 2/28/2021

Wastewater Proprietary	FY2019 Actual	FY2020 Actual	FY2021 Original Budget	FY2021 Revised Budget	FY2021 YTD	Proposed Budget	% Chg Original Budget
Wastewater Operations							
52024551 - 51100 Salaries and Wages	342,749	436,951	505,140	505,140	363,358	510,179	1.00%
52024551 - 51200 Temporary Employees	26,714	16,021	57,428	57,428	0	28,714	(50.00%)
52024551 - 51300 Overtime	24,923	22,704	40,000	40,000	15,831	40,000	0.00%
52024551 - 52100 Health Insurance Benefit	115,460	116,798	178,638	178,638	95,999	187,560	4.99%
52024551 - 52200 FICA & Medicare Emplr Match	30,298	36,491	46,097	46,097	29,008	44,284	(3.93%)
52024551 - 52300 PERS Employer Contribution	22,254	(46,294)	150,293	150,293	80,391	165,102	9.85%
52024551 - 52400 Unemployment Insurance	2,837	2,860	2,968	2,968	1,715	2,903	(2.19%)
52024551 - 52500 Workers Compensation	8,241	12,736	21,064	21,064	8,998	22,386	6.28%
52024551 - 52900 Other Employee Benefits	2,013	2,325	3,642	3,642	1,862	3,309	(9.14%)
Personnel Expenses	575,490	600,593	1,005,270	1,005,270	597,161	1,004,437	(0.08%)
52024552 - 53240 Engineering/Architectural Svs	0	0	2,000	2,000	0	2,000	0.00%
52024552 - 53260 Training Services	3,624	4,976	5,500	5,500	750	5,500	0.00%
52024552 - 53300 Other Professional Svs	135,917	178,832	213,500	253,964	74,834	113,500	(46.84%)
52024552 - 53410 Software / Hardware Support	1,790	1,930	12,000	12,000	2,130	12,000	0.00%
52024552 - 53420 Sampling / Testing	13,760	6,173	14,400	14,400	5,605	15,400	6.94%
52024552 - 53490 Other Technical Services	125	0	250	250	0	250	0.00%
52024552 - 54110 Water / Sewerage	11,787	15,413	13,000	13,000	12,626	13,000	0.00%
52024552 - 54210 Solid Waste	138,255	166,034	130,000	130,000	119,854	130,000	0.00%
52024552 - 54300 Repair/Maintenance Services	28,255	6,939	65,000	65,000	4,760	65,000	0.00%
52024552 - 54500 Construction Services	0	0	6,500	6,500	0	6,500	0.00%
52024552 - 55310 Telephone / Fax/TV	6,799	7,923	8,000	8,000	7,457	8,000	0.00%
52024552 - 55330 Radio	7,731	0	1,500	1,500	0	1,500	0.00%
52024552 - 55901 Advertising	75	0	250	250	0	250	0.00%
52024552 - 55903 Travel and Related Costs	8,667	0	7,200	7,200	0	7,200	0.00%
52024552 - 55906 Membership Dues	0	0	600	600	0	600	0.00%
52024552 - 55907 Permit Fees	9,606	8,763	9,000	9,000	0	9,000	0.00%
52024552 - 55908 Employee Moving Costs	1,513	0	0	0	0	0	0.00%
52024552 - 56100 General Supplies	64,775	76,631	111,225	114,441	18,191	100,000	(10.09%)
52024552 - 56101 Safety Related Items	7,366	32,886	9,500	11,288	3,344	9,500	0.00%
52024552 - 56108 Lab Supplies	7,654	16,914	14,200	14,778	1,459	14,200	0.00%
52024552 - 56115 Chemicals	245,583	272,551	330,000	330,000	157,355	317,000	(3.94%)
52024552 - 56120 Office Supplies	342	233	450	450	857	450	0.00%
52024552 - 56150 Computer Hardware / Software	283	2,053	1,000	1,000	299	1,000	0.00%
52024552 - 56220 Electricity	134,581	100,675	122,500	122,500	93,164	122,500	0.00%
52024552 - 56230 Propane	991	735	4,500	4,500	1,028	4,500	0.00%
52024552 - 56240 Heating Oil	96,658	75,010	103,000	103,000	36,375	103,000	0.00%
52024552 - 56260 Gasoline for Vehicles	1,837	1,372	3,500	3,500	810	3,500	0.00%
52024552 - 56270 Diesel for Equipment	883	1,367	1,400	1,400	603	1,400	0.00%
52024552 - 56330 Food/Bev/Related Emp Apprctn	0	96	800	800	297	800	0.00%
52024552 - 56400 Books and Periodicals	414	0	250	250	0	250	0.00%
Operating Expenses	929,270	977,504	1,191,025	1,237,071	541,798	1,067,800	(10.35%)
52024553 - 57300 Improvements & Infrastructure	6,097	0	0	0	0	0	0.00%
52024553 - 57400 Machinery and Equipment	0	0	430,000	490,826	456	77,369	(82.01%)
Capital Outlay	6,097	0	430,000	490,826	456	77,369	(82.01%)
Total Wastewater Operations	1,510,856	1,578,097	2,626,295	2,733,167	1,139,415	2,149,606	(18.15%)

City of Unalaska
FY2022 Wastewater Budget Detail
Expenditures
Draft as of 2/28/2021

Wastewater Proprietary	FY2019 Actual	FY2020 Actual	FY2021 Original Budget	FY2021 Revised Budget	FY2021 YTD	Proposed Budget	% Chg Original Budget
Transfers Out							
52029854 - 59940 Transfers To Enterpr Capt Proj	669,477	0	0	0	0	43,000	0.00%
Other Expenses	669,477	0	0	0	0	43,000	0.00%
Total Transfers Out	669,477	0	0	0	0	43,000	0.00%

City of Unalaska
FY2022 Wastewater Budget Detail
Expenditures
Draft as of 2/28/2021

Wastewater Proprietary		FY2019 Actual	FY2020 Actual	FY2021 Original Budget	FY2021 Revised Budget	FY2021 YTD	Proposed Budget	% Chg Original Budget
Veh & Equip Maintenance								
52022851 - 51100	Salaries and Wages	10,023	10,451	12,255	12,255	4,757	12,307	0.42%
52022851 - 51300	Overtime	0	34	365	365	132	438	20.00%
52022851 - 52100	Health Insurance Benefit	3,287	2,302	3,902	3,902	1,126	4,125	5.72%
52022851 - 52200	FICA & Medicare Emplr Match	767	802	968	968	374	977	0.93%
52022851 - 52300	PERS Employer Contribution	761	3,681	3,429	3,429	888	3,769	9.92%
52022851 - 52400	Unemployment Insurance	52	26	49	49	24	54	10.20%
52022851 - 52500	Workers Compensation	175	316	444	444	113	472	6.31%
52022851 - 52900	Other Employee Benefits	52	51	73	73	17	74	1.37%
	Personnel Expenses	15,116	17,664	21,485	21,485	7,432	22,216	3.40%
52022852 - 54300	Repair/Maintenance Services	112	190	300	300	0	300	0.00%
52022852 - 56100	General Supplies	0	30	675	675	5	675	0.00%
52022852 - 56130	Machinery / Vehicle Parts	1,533	4,993	7,500	7,500	4,762	7,500	0.00%
	Operating Expenses	1,645	5,214	8,475	8,475	4,767	8,475	0.00%
	Total Veh & Equip Maintenance	16,760	22,878	29,960	29,960	12,199	30,691	2.44%

City of Unalaska
FY2022 Wastewater Budget Detail
Expenditures
Draft as of 2/28/2021

Wastewater Proprietary	FY2019 Actual	FY2020 Actual	FY2021 Original Budget	FY2021 Revised Budget	FY2021 YTD	Proposed Budget	% Chg Original Budget
Facilities Maintenance							
52022951 - 51100 Salaries and Wages	22,799	18,543	13,913	13,913	11,909	14,083	1.22%
52022951 - 51200 Temporary Employees	368	77	0	0	514	0	0.00%
52022951 - 51300 Overtime	3,547	2,850	5,264	5,264	977	7,314	38.94%
52022951 - 52100 Health Insurance Benefit	10,054	5,255	6,082	6,082	3,503	6,789	11.62%
52022951 - 52200 FICA & Medicare Emplr Match	2,044	1,642	1,470	1,470	1,025	1,634	11.16%
52022951 - 52300 PERS Employer Contribution	1,803	7,396	5,303	5,303	2,401	6,426	21.18%
52022951 - 52400 Unemployment Insurance	160	63	78	78	28	96	23.08%
52022951 - 52500 Workers Compensation	875	783	893	893	529	949	6.27%
52022951 - 52900 Other Employee Benefits	160	111	112	112	71	121	8.04%
Personnel Expenses	41,809	36,719	33,115	33,115	20,956	37,412	12.98%
52022952 - 53300 Other Professional	610	11,290	0	0	0	0	0.00%
52022952 - 54300 Repair/Maintenance Services	5,788	14,455	15,780	16,279	3,886	11,780	(25.35%)
52022952 - 54500 Construction Services	0	16,050	5,000	5,000	0	5,000	0.00%
52022952 - 56100 General Supplies	166	138	2,500	2,500	7	2,500	0.00%
52022952 - 56101 Safety Related Items	1,041	22	0	0	26	1,000	0.00%
52022952 - 56140 Facility Maintenance Supplies	9,654	6,255	4,800	4,800	3,260	7,800	62.50%
Operating Expenses	17,259	48,209	28,080	28,579	7,179	28,080	0.00%
Total Facilities Maintenance	59,068	84,929	61,195	61,694	28,135	65,492	7.02%

City of Unalaska
FY2022 Solid Waste Budget Summary
Draft as of 2/28/2021

Solid Waste Proprietary	FY2019 Actual	FY2020 Actual	FY2021 Original Budget	FY2021 Revised Budget	FY2021 YTD	Proposed Budget	% Chg Original Budget
REVENUES							
Intergovernmental	13,072	48,708	37,969	37,969	0	37,969	0.00%
Charges for Services	2,357,326	2,470,460	2,562,531	2,562,531	2,019,619	2,347,730	(8.38%)
Non-recurring Revenues	200	(7,375)	1,540,288	1,540,288	0	2,980,221	93.48%
Total Revenues	2,370,598	2,511,793	4,140,788	4,140,788	2,019,619	5,365,920	22.83%
EXPENDITURES							
Utility Administration	1,553,003	1,805,287	1,707,049	1,707,085	1,246,459	1,699,080	(0.47%)
Solid Waste Operations	1,458,419	1,462,471	2,102,980	2,156,345	756,396	2,244,539	6.73%
Transfers Out	0	(209,914)	100,000	100,000	100,000	1,171,100	1071.10%
Veh & Equip Maintenance	54,888	53,441	142,935	142,935	40,493	147,407	3.13%
Facilities Maintenance	90,502	46,611	87,824	88,323	52,019	103,795	18.19%
Total Expenditures	3,156,812	3,157,896	4,140,788	4,194,687	2,195,368	5,365,921	22.83%
Transfers In	116,612	44,622	0	0	0	0	0.00%
Solid Waste Proprietary Fund Net	(669,602)	(601,481)	0	(53,899)	(175,749)	0	

	Personnel Expenses	Operating Expenses	Capital Outlay	Other Expenses	Proposed Budget	% of Fund
EXPENDITURES						
Utility Administration	306,546	109,931	0	1,282,603	1,699,080	31.66%
Solid Waste Operations	963,987	1,149,000	131,552	0	2,244,539	41.83%
Veh & Equip Maintenance	89,907	57,500	0	0	147,407	2.75%
Facilities Maintenance	77,495	26,300	0	0	103,795	1.93%
Total Operating Expenditures	1,437,935	1,342,731	131,552	1,282,603	4,194,821	
Transfers Out	0	0	0	1,171,100	1,171,100	21.82%
	0	0	0	1,171,100	1,171,100	

City of Unalaska
FY2022 Solid Waste Budget Detail
Revenues
Draft as of 2/28/2021

Solid Waste Proprietary	FY2019 Actual	FY2020 Actual	FY2021 Original Budget	FY2021 Revised Budget	FY2021 YTD	Proposed Budget	% Chg Original Budget
Intergovernmental							
53016541 - 42355 PERS Nonemployer Contributions	13,072	48,708	37,969	37,969	0	37,969	0.00%
Total Intergovernmental	13,072	48,708	37,969	37,969	0	37,969	0.00%
Charges for Services							
53016542 - 44410 Tipping Fees	1,660,562	1,689,415	1,966,240	1,966,240	1,300,709	1,548,679	(21.24%)
53016542 - 44420 Vehicle Disposal Fees	7,615	50	0	0	3,161	4,051	0.00%
53016542 - 44421 Motor Vehicle Tax - Landfill	57,100	44,150	50,000	50,000	20,800	39,714	(20.57%)
53016542 - 44470 Other Fees	299,425	384,051	270,450	270,450	429,919	428,967	58.61%
53016542 - 44480 Late Fees	996	1,566	2,071	2,071	838	1,154	(44.28%)
53016542 - 44490 Landfill Maintenance Fees	331,628	351,228	273,770	273,770	264,192	325,165	18.77%
Total Charges for Services	2,357,326	2,470,460	2,562,531	2,562,531	2,019,619	2,347,730	(8.38%)
Other Financing Sources							
53019848 - 49110 Transfers From Spec Rev Fnd	116,612	44,622	0	0	0	0	0.00%
Total Other Financing Sources	116,612	44,622	0	0	0	0	0.00%
Non-recurring Revenues							
53016549 - 49400 Gain-loss on Sale of Fixed Ass	200	(7,375)	0	0	0	0	0.00%
53016549 - 49910 Bdgt'd Use of Unrest. Net Asset	0	0	1,540,288	1,540,288	0	2,980,221	93.48%
Total Non-recurring Revenues	200	(7,375)	1,540,288	1,540,288	0	2,980,221	93.48%
Solid Waste Fund Total Revenues	2,487,210	2,556,415	4,140,788	4,140,788	2,019,619	5,365,920	29.59%

City of Unalaska
FY2022 Solid Waste Budget Detail
Expenditures
Draft as of 2/28/2021

Solid Waste Proprietary	FY2019 Actual	FY2020 Actual	FY2021 Original Budget	FY2021 Revised Budget	FY2021 YTD	Proposed Budget	% Chg Original Budget
Utility Administration							
53024051 - 51100 Salaries and Wages	159,218	144,669	174,711	174,711	125,502	177,142	1.39%
53024051 - 51200 Temporary Employees	545	269	1,297	1,297	0	1,431	10.33%
53024051 - 51300 Overtime	243	381	494	494	1,157	575	16.40%
53024051 - 52100 Health Insurance Benefit	45,038	35,103	53,405	53,405	27,500	56,076	5.00%
53024051 - 52200 FICA & Medicare Emplr Match	12,115	10,893	13,064	13,064	9,421	13,416	2.69%
53024051 - 52300 PERS Employer Contribution	1,484	52,010	47,655	47,655	25,011	52,239	9.62%
53024051 - 52400 Unemployment Insurance	707	692	730	730	456	797	9.18%
53024051 - 52500 Workers Compensation	2,642	2,872	4,367	4,367	2,109	4,632	6.07%
53024051 - 52900 Other Employee Benefits	524	144	244	244	106	238	(2.26%)
Personnel Expenses	222,516	247,035	295,967	295,967	191,262	306,546	3.57%
53024052 - 53230 Legal Services	0	0	1,000	1,000	0	1,000	0.00%
53024052 - 53240 Engineering/Architectural Svcs	2,596	4,382	2,500	2,500	683	2,500	0.00%
53024052 - 53260 Training Services	62	0	1,000	1,000	733	1,000	0.00%
53024052 - 53264 Education Reimbursement	0	0	1,450	1,450	0	1,450	0.00%
53024052 - 53300 Other Professional Svcs	401	1,379	1,900	1,900	12,540	900	(52.63%)
53024052 - 53410 Software / Hardware Support	8,545	6,606	11,546	11,546	11,145	7,064	(38.82%)
53024052 - 54110 Water / Sewerage	470	472	456	456	392	456	0.00%
53024052 - 54210 Solid Waste	674	879	1,215	1,215	778	1,215	0.00%
53024052 - 54230 Custodial Services/Supplies	1,213	1,304	4,509	4,509	820	4,509	0.00%
53024052 - 54300 Repair/Maintenance Services	460	344	500	500	221	500	0.00%
53024052 - 55200 General Insurance	22,641	25,459	42,712	42,712	29,677	43,286	1.34%
53024052 - 55310 Telephone / Fax/TV	2,387	2,788	1,321	1,321	2,070	1,321	0.00%
53024052 - 55320 Network / Internet	3,619	3,618	6,900	6,900	3,259	7,035	1.96%
53024052 - 55903 Travel and Related Costs	487	603	1,000	1,000	0	0	(100.00%)
53024052 - 55904 Banking / Credit Card Fees	5,854	5,170	1,800	1,800	2,298	1,800	0.00%
53024052 - 55905 Postal Services	(1,758)	1,905	2,565	2,565	1,125	2,565	0.00%
53024052 - 55906 Membership Dues	0	791	0	0	641	0	0.00%
53024052 - 55908 Employee Moving Costs	0	0	5,000	5,000	0	5,000	0.00%
53024052 - 56100 General Supplies	250	138	200	200	35	200	0.00%
53024052 - 56101 Safety Related Items	785	611	0	0	0	0	0.00%
53024052 - 56120 Office Supplies	1,354	747	2,186	2,186	907	2,186	0.00%
53024052 - 56150 Computer Hardware / Software	7,179	5,475	2,841	2,877	1,263	7,930	179.13%
53024052 - 56220 Electricity	8,389	5,961	7,000	7,000	5,713	7,000	0.00%
53024052 - 56240 Heating Oil	10,687	9,455	8,102	8,102	4,260	8,102	0.00%
53024052 - 56260 Gasoline for Vehicles	674	409	1,962	1,962	209	1,962	0.00%
53024052 - 56320 Business Meals	0	0	200	200	0	200	0.00%
53024052 - 56330 Food/Bev/Related Emp Apprctn	1,833	1,422	750	750	548	750	0.00%
53024052 - 56400 Books and Periodicals	272	247	0	0	197	0	0.00%
Operating Expenses	79,074	80,166	110,615	110,650	79,513	109,931	(0.62%)
53024054 - 58100 Depreciation	907,244	911,102	955,996	955,996	681,532	913,944	(4.40%)
53024054 - 58200 Landfill Closure/Post Closure	255,026	501,774	262,000	262,000	217,044	290,000	10.69%
53024054 - 58500 Bad Debt Expense	120	417	0	0	0	0	0.00%
53024054 - 58910 Allocations IN-Debit	21,456	21,456	21,456	21,456	16,092	21,456	0.00%
53024054 - 59100 Interest Expense	67,566	43,338	61,016	61,016	61,016	57,203	(6.25%)
Other Expenses	1,251,413	1,478,087	1,300,468	1,300,468	975,684	1,282,603	(1.37%)
Total Utility Administration	1,553,003	1,805,287	1,707,049	1,707,085	1,246,459	1,699,080	(0.47%)

City of Unalaska
FY2022 Solid Waste Budget Detail
Expenditures
Draft as of 2/28/2021

Solid Waste Proprietary	FY2019 Actual	FY2020 Actual	FY2021 Original Budget	FY2021 Revised Budget	FY2021 YTD	Proposed Budget	% Chg Original Budget
Solid Waste Operations							
53024751 - 51100 Salaries and Wages	380,808	404,900	474,730	474,730	258,252	473,653	(0.23%)
53024751 - 51200 Temporary Employees	24,774	8,357	27,903	27,903	12,207	27,903	0.00%
53024751 - 51300 Overtime	45,931	21,966	46,000	46,000	19,593	46,000	0.00%
53024751 - 52100 Health Insurance Benefit	125,306	113,040	178,638	178,638	76,040	187,560	4.99%
53024751 - 52200 FICA & Medicare Emplr Match	34,541	33,281	41,970	41,970	22,189	41,890	(0.19%)
53024751 - 52300 PERS Employer Contribution	24,659	(38,503)	142,737	142,737	56,591	153,217	7.34%
53024751 - 52400 Unemployment Insurance	2,420	2,096	2,673	2,673	1,421	2,895	8.31%
53024751 - 52500 Workers Compensation	11,978	15,857	25,408	25,408	9,687	27,002	6.27%
53024751 - 52900 Other Employee Benefits	2,697	2,639	3,921	3,921	1,537	3,867	(1.38%)
Personnel Expenses	653,114	563,633	943,980	943,980	457,517	963,987	2.12%
53024752 - 53240 Engineering/Architectural Svs	0	0	2,000	2,000	0	2,000	0.00%
53024752 - 53260 Training Services	1,020	1,190	4,000	4,000	0	4,000	0.00%
53024752 - 53300 Other Professional Svs	98,191	35,819	46,500	77,430	23,434	100,000	115.05%
53024752 - 53410 Software / Hardware Support	0	0	1,200	1,200	1,122	1,200	0.00%
53024752 - 53420 Sampling / Testing	23,138	6,543	48,000	48,000	2,838	15,000	(68.75%)
53024752 - 53490 Other Technical Services	210	1,540	36,500	36,500	0	25,000	(31.51%)
53024752 - 54110 Water / Sewerage	192,263	109,269	150,000	150,000	73,168	150,000	0.00%
53024752 - 54210 Solid Waste	26,834	336,580	572,000	572,000	502	562,000	(1.75%)
53024752 - 54220 Snow Plowing	0	12,600	0	0	0	0	0.00%
53024752 - 54300 Repair/Maintenance Services	125,088	69,462	11,000	32,948	22,735	11,000	0.00%
53024752 - 55310 Telephone / Fax/TV	4,001	4,045	4,600	4,600	3,020	4,600	0.00%
53024752 - 55330 Radio	6,325	0	2,750	2,750	0	0	(100.00%)
53024752 - 55901 Advertising	650	450	500	500	975	0	(100.00%)
53024752 - 55903 Travel and Related Costs	5,458	(1,067)	8,000	8,000	0	8,000	0.00%
53024752 - 55906 Membership Dues	418	223	1,000	1,000	100	500	(50.00%)
53024752 - 55907 Permit Fees	9,735	10,155	10,000	10,000	9,210	10,000	0.00%
53024752 - 55908 Employee Moving Costs	1,067	0	0	0	0	5,000	0.00%
53024752 - 56100 General Supplies	102,592	118,415	53,500	53,916	37,806	53,500	0.00%
53024752 - 56101 Safety Related Items	6,518	5,874	16,500	16,571	4,476	7,250	(56.06%)
53024752 - 56108 Lab Supplies	3,858	0	5,000	5,000	0	3,500	(30.00%)
53024752 - 56110 Sand / Gravel / Rock	50,040	49,994	50,000	50,000	0	50,000	0.00%
53024752 - 56115 Chemicals	0	0	250	250	0	250	0.00%
53024752 - 56120 Office Supplies	0	1,018	700	700	0	700	0.00%
53024752 - 56150 Computer Hardware / Software	0	843	1,700	1,700	299	1,700	0.00%
53024752 - 56220 Electricity	82,584	84,081	70,000	70,000	93,706	70,000	0.00%
53024752 - 56230 Propane	1,618	1,405	2,000	2,000	607	2,500	25.00%
53024752 - 56240 Heating Oil	52,887	42,784	50,000	50,000	21,611	50,000	0.00%
53024752 - 56260 Gasoline for Vehicles	1,162	1,276	800	800	403	800	0.00%
53024752 - 56270 Diesel for Equipment	9,196	5,892	10,000	10,000	2,739	10,000	0.00%
53024752 - 56330 Food/Bev/Related Emp Apprctn	397	448	400	400	130	400	0.00%
53024752 - 56400 Books and Periodicals	55	0	100	100	0	100	0.00%
Operating Expenses	805,304	898,839	1,159,000	1,212,365	298,879	1,149,000	(0.86%)
53024753 - 57400 Machinery and Equipment	0	0	0	0	0	131,552	0.00%
Capital Outlay	0	0	0	0	0	131,552	0.00%
Total Solid Waste Operations	1,458,419	1,462,471	2,102,980	2,156,345	756,396	2,244,539	6.73%

City of Unalaska
FY2022 Solid Waste Budget Detail
Expenditures
Draft as of 2/28/2021

Solid Waste Proprietary	FY2019 Actual	FY2020 Actual	FY2021 Original Budget	FY2021 Revised Budget	FY2021 YTD	Proposed Budget	% Chg Original Budget
Transfers Out							
53029854 - 59940 Transfers To Prop Capt Proj	0	(209,914)	100,000	100,000	100,000	1,171,100	1,071.10%
Other Expenses	0	(209,914)	100,000	100,000	100,000	1,171,100	1071.10%
Total Transfers Out	0	(209,914)	100,000	100,000	100,000	1,171,100	1071.10%

City of Unalaska
FY2022 Solid Waste Budget Detail
Expenditures
Draft as of 2/28/2021

Solid Waste Proprietary		FY2019 Actual	FY2020 Actual	FY2021 Original Budget	FY2021 Revised Budget	FY2021 YTD	Proposed Budget	% Chg Original Budget
Veh & Equip Maintenance								
53022851 - 51100	Salaries and Wages	23,235	18,919	49,583	49,583	18,766	49,802	0.44%
53022851 - 51200	Temporary Employees	0	0	0	0	160	0	0.00%
53022851 - 51300	Overtime	2,289	287	1,485	1,485	57	1,782	20.00%
53022851 - 52100	Health Insurance Benefit	6,977	3,780	15,788	15,788	5,802	16,693	5.73%
53022851 - 52200	FICA & Medicare Emplr Match	1,953	1,469	3,904	3,904	1,452	3,941	0.95%
53022851 - 52300	PERS Employer Contribution	5,739	6,410	13,872	13,872	3,669	15,248	9.92%
53022851 - 52400	Unemployment Insurance	137	77	209	209	88	234	11.96%
53022851 - 52500	Workers Compensation	588	610	1,796	1,796	508	1,909	6.29%
53022851 - 52900	Other Employee Benefits	111	70	298	298	51	298	0.00%
	Personnel Expenses	41,028	31,622	86,935	86,935	30,553	89,907	3.42%
53022852 - 54300	Repair/Maintenance Services	112	1,666	2,500	2,500	2,582	2,500	0.00%
53022852 - 56100	General Supplies	0	61	2,000	2,000	7	3,000	50.00%
53022852 - 56130	Machinery / Vehicle Parts	13,748	20,092	51,500	51,500	7,352	52,000	0.97%
	Operating Expenses	13,860	21,819	56,000	56,000	9,941	57,500	2.68%
	Total Veh & Equip Maintenance	54,888	53,441	142,935	142,935	40,493	147,407	3.13%

City of Unalaska
FY2022 Solid Waste Budget Detail
Expenditures
Draft as of 2/28/2021

Solid Waste Proprietary	FY2019 Actual	FY2020 Actual	FY2021 Original Budget	FY2021 Revised Budget	FY2021 YTD	Proposed Budget	% Chg Original Budget
Facilities Maintenance							
53022951 - 51100 Salaries and Wages	34,295	20,064	42,764	42,764	24,044	43,283	1.21%
53022951 - 51200 Temporary Employees	196	0	0	0	164	0	0.00%
53022951 - 51300 Overtime	2,378	446	574	574	438	1,081	88.33%
53022951 - 52100 Health Insurance Benefit	12,307	5,935	13,641	13,641	6,135	14,267	4.59%
53022951 - 52200 FICA & Medicare Emplr Match	2,820	1,569	3,312	3,312	1,885	3,392	2.42%
53022951 - 52300 PERS Employer Contribution	8,577	6,489	11,832	11,832	4,764	13,142	11.07%
53022951 - 52400 Unemployment Insurance	209	105	181	181	125	201	11.05%
53022951 - 52500 Workers Compensation	1,176	914	1,762	1,762	780	1,873	6.30%
53022951 - 52900 Other Employee Benefits	191	80	258	258	102	256	(0.78%)
Personnel Expenses	62,148	35,601	74,324	74,324	38,438	77,495	4.27%
53022952 - 53300 Other Professional	5,125	716	0	0	966	0	0.00%
53022952 - 54300 Repair/Maintenance Services	14,876	3,409	5,500	5,999	9,981	7,800	41.82%
53022952 - 54500 Construction Services	0	0	1,000	1,000	0	1,000	0.00%
53022952 - 56100 General Supplies	152	60	1,500	1,500	38	1,500	0.00%
53022952 - 56101 Safety Related Items	2,018	22	0	0	26	500	0.00%
53022952 - 56140 Facility Maintenance Supplies	6,182	6,803	5,500	5,500	2,571	15,500	181.82%
Operating Expenses	28,353	11,010	13,500	13,999	13,582	26,300	94.81%
Total Facilities Maintenance	90,502	46,611	87,824	88,323	52,019	103,795	18.19%

City of Unalaska
FY2022 Ports & Harbors Budget Summary
Draft as of 2/28/2021

Ports & Harbors Proprietary	FY2019 Actual	FY2020 Actual	FY2021 Original Budget	FY2021 Revised Budget	FY2021 YTD	Proposed Budget	% Chg Original Budget
REVENUES							
Intergovernmental	80,574	162,936	485,831	485,831	0	63,971	(86.83%)
Charges for Services	6,557,217	6,921,195	8,227,891	8,227,891	4,757,548	8,587,891	4.38%
Investment Income	51,807	29,728	0	0	0	0	0.00%
Non-recurring Revenues	0	0	2,086,149	2,111,149	0	7,402,629	254.85%
Total Revenues	6,689,598	7,113,859	10,799,871	10,824,871	4,757,548	16,054,491	32.73%
EXPENDITURES							
Harbor Office	6,194,870	6,584,090	8,124,639	8,124,639	5,025,894	7,299,689	(10.15%)
Unalaska Marine Center	1,001,789	1,026,380	1,095,318	1,095,321	754,354	1,087,207	(0.74%)
Spit & Light Cargo Docks	520,849	511,423	527,369	527,369	420,646	545,262	3.39%
Ports Security	27,617	24,621	73,339	73,339	6,007	68,855	(6.11%)
CEM Small Boat Harbor	677,712	664,836	689,532	689,532	544,997	701,825	1.78%
Bobby Storrs Small Boat Harbor	106,761	110,851	185,660	190,910	93,226	189,808	2.23%
Transfers Out	4,856,640	618,442	0	0	0	6,045,000	0.00%
Veh & Equip Maintenance	45,246	50,587	63,025	63,025	38,786	64,429	2.23%
Facilities Maintenance	34,913	29,371	40,989	66,488	43,984	52,415	27.88%
Total Expenditures	13,466,397	9,620,601	10,799,870	10,830,622	6,927,895	16,054,491	32.73%
Ports & Harbors Proprietary Fund N	(6,776,799)	(2,506,742)	0	(5,751)	(2,170,346)	0	

	Personnel Expenses	Operating Expenses	Capital Outlay	Other Expenses	Proposed Budget	% of Fund
EXPENDITURES						
Harbor Office	1,064,551	242,655	217,269	5,775,214	7,299,689	45.47%
Unalaska Marine Center	484,176	603,031	0	0	1,087,207	6.77%
Spit & Light Cargo Docks	143,457	401,805	0	0	545,262	3.40%
Ports Security	62,355	6,500	0	0	68,855	0.43%
CEM Small Boat Harbor	256,230	445,595	0	0	701,825	4.37%
Bobby Storrs Small Boat Harbor	107,603	82,205	0	0	189,808	1.18%
Veh & Equip Maintenance	42,429	22,000	0	0	64,429	0.40%
Facilities Maintenance	31,157	21,258	0	0	52,415	0.33%
Total Operating Expenditures	2,191,958	1,825,050	217,269	5,775,214	10,009,491	
Transfers Out	0	0	0	6,045,000	6,045,000	37.65%
	0	0	0	6,045,000	6,045,000	

City of Unalaska
FY2022 Ports & Harbors Budget Detail
Revenues
Draft as of 2/28/2021

Ports & Harbors Proprietary	FY2019 Actual	FY2020 Actual	FY2021 Original Budget	FY2021 Revised Budget	FY2021 YTD	Proposed Budget	% Chg Original Budget
Intergovernmental							
54017041 - 42152 Debt Reimbursements Grants	0	0	366,694	366,694	0	0	(100.00%)
54017041 - 42195 Misc. Fed Operating Grants	55,682	55,399	55,166	55,166	0	0	(100.00%)
54017041 - 42355 PERS Nonemployer Contributions	21,687	78,917	63,971	63,971	0	63,971	0.00%
54017041 - 42359 Other State Revenue	3,205	28,620	0	0	0	0	0.00%
Total Intergovernmental	80,574	162,936	485,831	485,831	0	63,971	(86.83%)
Charges for Services							
54017042 - 44511 UMC Docking / Moorage	1,360,938	1,391,764	1,770,006	1,770,006	895,623	1,770,006	0.00%
54017042 - 44512 UMC Wharfage	2,220,775	2,480,640	3,188,469	3,188,469	1,568,517	3,188,469	0.00%
54017042 - 44513 UMC Rental Fees	541,487	575,533	850,000	850,000	386,997	1,210,000	42.35%
54017042 - 44514 UMC Utilities	428,845	478,581	467,127	467,127	236,452	467,127	0.00%
54017042 - 44521 Spit Docking / Moorage	497,208	529,271	430,520	430,520	424,709	430,520	0.00%
54017042 - 44524 Spit Utilities	148,741	153,469	125,000	125,000	114,952	125,000	0.00%
54017042 - 44531 SBH Docking / Moorage	76,249	72,781	87,000	87,000	66,460	87,000	0.00%
54017042 - 44534 SBH Utilities	7,705	7,859	6,000	6,000	9,238	6,000	0.00%
54017042 - 44541 Cargo Docking / Moorage	93,061	56,966	120,000	120,000	46,566	120,000	0.00%
54017042 - 44542 Cargo Wharfage	156,900	141,437	94,500	94,500	108,222	94,500	0.00%
54017042 - 44543 Cargo Rental Fees	0	0	8,000	8,000	0	8,000	0.00%
54017042 - 44544 Cargo Utilities	35,350	23,474	22,569	22,569	13,475	22,569	0.00%
54017042 - 44551 CEM Docking/Moorage	617,208	622,330	647,700	647,700	591,455	647,700	0.00%
54017042 - 44554 CEM Utilities	308,875	331,914	313,000	313,000	268,756	313,000	0.00%
54017042 - 44555 CEM Others Services	750	369	500	500	959	500	0.00%
54017042 - 44560 Security Fees	52,445	45,596	85,000	85,000	6,711	85,000	0.00%
54017042 - 44580 Late Fees	5,266	6,709	2,500	2,500	1,968	2,500	0.00%
54017042 - 44599 Other Revenue	5,415	2,502	10,000	10,000	16,489	10,000	0.00%
Total Charges for Services	6,557,217	6,921,195	8,227,891	8,227,891	4,757,548	8,587,891	4.38%
Investment Income							
54017043 - 47110 Interest Revenue	51,807	29,728	0	0	0	0	0.00%
Total Investment Income	51,807	29,728	0	0	0	0	0.00%
Non-recurring Revenues							
54017049 - 49910 Bdgtd Use of Unrest. Net Asset	0	0	2,086,149	2,111,149	0	7,402,629	254.85%
Total Non-recurring Revenues	0	0	2,086,149	2,111,149	0	7,402,629	254.85%
Ports & Harbors Fund Total Revenues	6,689,598	7,113,859	10,799,871	10,824,871	4,757,548	16,054,491	48.65%

City of Unalaska
FY2022 Ports & Harbors Budget Detail
Expenditures
Draft as of 2/28/2021

Ports & Harbors Proprietary	FY2019 Actual	FY2020 Actual	FY2021 Original Budget	FY2021 Revised Budget	FY2021 YTD	Proposed Budget	% Chg Original Budget
Harbor Office							
54025051 - 51100 Salaries and Wages	565,421	529,896	639,761	639,761	353,660	608,009	(4.96%)
54025051 - 51200 Temporary Employees	1,657	539	2,594	2,594	8,179	2,861	10.29%
54025051 - 51300 Overtime	2,688	1,571	13,477	13,477	932	12,581	(6.65%)
54025051 - 52100 Health Insurance Benefit	168,784	128,372	196,905	196,905	87,820	206,731	4.99%
54025051 - 52200 FICA & Medicare Emplr Match	43,496	40,255	48,920	48,920	27,369	47,022	(3.88%)
54025051 - 52300 PERS Employer Contribution	28,265	(127,053)	174,090	174,090	73,696	179,450	3.08%
54025051 - 52400 Unemployment Insurance	2,527	2,403	2,663	2,663	1,600	2,910	9.28%
54025051 - 52500 Workers Compensation	4,676	5,033	4,203	4,203	1,876	4,458	6.07%
54025051 - 52900 Other Employee Benefits	2,396	404	627	627	287	529	(15.63%)
Personnel Expenses	819,911	581,420	1,083,240	1,083,240	555,419	1,064,551	(1.73%)
54025052 - 53230 Legal Services	2,672	3,059	5,000	5,000	2,588	5,000	0.00%
54025052 - 53260 Training Services	1,931	0	6,000	6,000	0	6,000	0.00%
54025052 - 53264 Education Reimbursement	0	390	0	0	0	0	0.00%
54025052 - 53300 Other Professional Svcs	23,296	7,931	4,900	4,900	2,400	4,900	0.00%
54025052 - 53410 Software / Hardware Support	22,887	17,615	30,771	30,771	29,818	18,817	(38.85%)
54025052 - 54110 Water / Sewerage	0	0	0	0	536	0	0.00%
54025052 - 54230 Custodial Services/Supplies	0	0	12,000	12,000	0	12,000	0.00%
54025052 - 54300 Repair/Maintenance Services	3,768	0	4,000	4,000	531	4,000	0.00%
54025052 - 54410 Buildings / Land Rental	50,051	50,367	50,000	50,000	40,628	50,000	0.00%
54025052 - 55200 General Insurance	11,215	14,918	21,371	21,371	15,790	25,698	20.25%
54025052 - 55310 Telephone / Fax/ TV	8,343	10,500	24,900	24,900	8,931	24,900	0.00%
54025052 - 55320 Network / Internet	9,650	9,648	18,400	18,400	8,831	18,760	1.96%
54025052 - 55330 Radio	1,198	0	8,000	8,000	340	8,000	0.00%
54025052 - 55390 Other Communications	877	880	1,500	1,500	922	1,500	0.00%
54025052 - 55901 Advertising	125	978	2,000	2,000	0	2,000	0.00%
54025052 - 55902 Printing and Binding	0	0	750	750	0	750	0.00%
54025052 - 55903 Travel and Related Costs	13,247	9,832	15,000	15,000	0	15,000	0.00%
54025052 - 55904 Banking / Credit Card Fees	28,745	30,067	0	0	15,987	0	0.00%
54025052 - 55905 Postal Services	(5,471)	1,900	3,600	3,600	2,275	3,600	0.00%
54025052 - 55906 Membership Dues	1,573	1,795	2,000	2,000	670	2,000	0.00%
54025052 - 55907 Permit Fees	0	0	1,500	1,500	0	1,500	0.00%
54025052 - 56100 General Supplies	1,520	667	3,000	3,000	2,136	3,000	0.00%
54025052 - 56120 Office Supplies	3,330	4,899	4,500	4,500	2,844	4,500	0.00%
54025052 - 56150 Computer Hardware / Software	19,275	14,562	7,576	7,576	3,692	20,480	170.33%
54025052 - 56160 Uniforms	2,671	1,277	5,500	5,500	0	5,500	0.00%
54025052 - 56240 Heating Oil	914	861	0	0	473	0	0.00%
54025052 - 56260 Gasoline for Vehicles	1,398	608	1,800	1,800	486	1,800	0.00%
54025052 - 56320 Business Meals	323	0	500	500	0	500	0.00%
54025052 - 56330 Food/Bev/Related Emp Apprctn	1,867	1,393	2,300	2,300	1,226	2,300	0.00%
54025052 - 56400 Books and Periodicals	0	0	150	150	0	150	0.00%
Operating Expenses	205,405	184,147	237,018	237,018	141,103	242,655	2.38%
54025053 - 57400 Machinery and Equipment	0	0	10,500	10,500	10,444	217,269	1,969.23%
Capital Outlay	0	0	10,500	10,500	10,444	217,269	1969.23%
54025054 - 58100 Depreciation	3,640,849	4,276,173	4,336,120	4,336,120	3,242,534	4,343,293	0.17%
54025054 - 58500 Bad Debt Expense	11,910	2,889	0	0	0	0	0.00%
54025054 - 58910 Allocations IN-Debit	68,112	68,112	68,112	68,112	53,919	68,112	0.00%
54025054 - 59100 Interest Expense	1,448,682	1,471,349	1,469,649	1,469,649	1,022,475	1,363,809	(7.20%)
54025054 - 59200 Principal Payment	0	0	920,000	920,000	0	0	(100.00%)
Other Expenses	5,169,554	5,818,523	6,793,881	6,793,881	4,318,928	5,775,214	(14.99%)

City of Unalaska
FY2022 Ports & Harbors Budget Detail
Expenditures
Draft as of 2/28/2021

Ports & Harbors Proprietary	FY2019 Actual	FY2020 Actual	FY2021 Original Budget	FY2021 Revised Budget	FY2021 YTD	Proposed Budget	% Chg Original Budget
Total Harbor Office	6,194,870	6,584,090	8,124,639	8,124,639	5,025,894	7,299,689	(10.15%)

City of Unalaska
FY2022 Ports & Harbors Budget Detail
Expenditures
Draft as of 2/28/2021

Ports & Harbors Proprietary	FY2019 Actual	FY2020 Actual	FY2021 Original Budget	FY2021 Revised Budget	FY2021 YTD	Proposed Budget	% Chg Original Budget
Unalaska Marine Center							
54025151 - 51100 Salaries and Wages	203,086	184,060	236,828	236,828	165,214	241,582	2.01%
54025151 - 51300 Overtime	17,685	14,251	34,399	34,399	10,335	33,396	(2.92%)
54025151 - 52100 Health Insurance Benefit	80,442	68,894	89,152	89,152	53,404	94,684	6.21%
54025151 - 52200 FICA & Medicare Emplr Match	16,889	15,171	20,748	20,748	13,429	21,039	1.40%
54025151 - 52300 PERS Employer Contribution	16,797	73,459	74,373	74,373	35,918	80,166	7.79%
54025151 - 52400 Unemployment Insurance	1,382	1,253	1,191	1,191	842	1,319	10.75%
54025151 - 52500 Workers Compensation	4,597	6,225	11,281	11,281	4,621	11,990	6.28%
54025151 - 52900 Other Employee Benefits	2	0	0	0	0	0	0.00%
Personnel Expenses	340,878	363,311	467,972	467,972	283,763	484,176	3.46%
54025152 - 53240 Engineering/Architectural Svcs	0	0	1,300	1,300	0	1,300	0.00%
54025152 - 53260 Training Services	700	0	0	0	0	0	0.00%
54025152 - 53300 Other Professional Svcs	3,074	17,500	0	0	0	0	0.00%
54025152 - 53410 Software / Hardware Support	0	0	150	150	0	150	0.00%
54025152 - 54110 Water / Sewerage	15,277	23,545	26,000	26,000	13,923	15,000	(42.31%)
54025152 - 54210 Solid Waste	111,527	140,003	145,000	145,000	115,016	145,000	0.00%
54025152 - 54220 Snow Plowing	0	0	5,000	5,000	0	5,000	0.00%
54025152 - 54300 Repair/Maintenance Services	1,969	1,591	10,000	10,000	3,539	10,000	0.00%
54025152 - 54410 Buildings / Land Rental	1,200	1,200	0	0	800	0	0.00%
54025152 - 54420 Equipment Rental	0	0	1,200	1,200	0	1,200	0.00%
54025152 - 55200 General Insurance	153,055	170,890	200,696	200,696	190,135	219,381	9.31%
54025152 - 55310 Telephone / Fax/ TV	362	648	0	0	304	0	0.00%
54025152 - 55320 Network / Internet	2,340	195	0	0	0	0	0.00%
54025152 - 55330 Radio	0	0	2,000	2,000	0	0	(100.00%)
54025152 - 55903 Travel and Related Costs	493	0	0	0	0	0	0.00%
54025152 - 55906 Membership Dues	0	0	500	500	0	500	0.00%
54025152 - 55907 Permit Fees	70	0	0	0	0	0	0.00%
54025152 - 56100 General Supplies	20,962	11,581	10,000	10,003	1,729	10,000	0.00%
54025152 - 56101 Safety Related Items	1,959	2,239	0	0	386	0	0.00%
54025152 - 56110 Sand / Gravel / Rock	0	0	5,000	5,000	0	5,000	0.00%
54025152 - 56120 Office Supplies	0	95	250	250	0	250	0.00%
54025152 - 56220 Electricity	327,929	280,936	205,000	205,000	138,458	175,000	(14.63%)
54025152 - 56230 Propane	215	79	150	150	49	150	0.00%
54025152 - 56260 Gasoline for Vehicles	15,580	12,068	14,000	14,000	5,928	14,000	0.00%
54025152 - 56270 Diesel for Equipment	357	499	600	600	325	600	0.00%
54025152 - 56330 Food/Bev/Related Emp Apprctn	3,842	0	500	500	0	500	0.00%
Operating Expenses	660,911	663,069	627,346	627,349	470,591	603,031	(3.88%)
Total Unalaska Marine Center	1,001,789	1,026,380	1,095,318	1,095,321	754,354	1,087,207	(0.74%)

City of Unalaska
FY2022 Ports & Harbors Budget Detail
Expenditures
Draft as of 2/28/2021

Ports & Harbors Proprietary	FY2019 Actual	FY2020 Actual	FY2021 Original Budget	FY2021 Revised Budget	FY2021 YTD	Proposed Budget	% Chg Original Budget
Spit & Light Cargo Docks							
54025251 - 51100 Salaries and Wages	60,141	57,759	70,172	70,172	48,953	71,579	2.01%
54025251 - 51300 Overtime	5,240	4,223	10,194	10,194	3,062	9,894	(2.94%)
54025251 - 52100 Health Insurance Benefit	23,835	20,413	26,415	26,415	15,823	28,053	6.20%
54025251 - 52200 FICA/Medicare Employer Match	5,002	4,742	6,148	6,148	3,979	6,232	1.37%
54025251 - 52300 PERS Employer Benefit	4,786	22,670	22,039	22,039	10,569	23,754	7.78%
54025251 - 52400 Unemployment Ins Benefit	408	371	355	355	249	391	10.14%
54025251 - 52500 Workers Compensation Ins	1,369	1,853	3,343	3,343	1,369	3,554	6.31%
54025251 - 52900 Other Employee Benefits	1	0	0	0	0	0	0.00%
Personnel Expenses	100,781	112,030	138,666	138,666	84,005	143,457	3.46%
54025252 - 54110 Water / Sewerage	26,310	27,380	39,000	39,000	21,672	39,000	0.00%
54025252 - 54210 Solid Waste	6,792	7,552	26,000	26,000	6,510	26,000	0.00%
54025252 - 54300 Repair/Maintenance Services	21,731	1,668	25,000	25,000	151	25,000	0.00%
54025252 - 54410 Buildings/Land Rental	114,846	115,429	125,500	125,500	98,619	125,500	0.00%
54025252 - 55200 General Insurance	52,282	56,831	75,703	75,703	76,386	88,805	17.31%
54025252 - 56100 General Supplies	5,867	5,883	10,000	10,000	366	10,000	0.00%
54025252 - 56110 Sand / Gravel / Rock	720	720	5,000	5,000	0	5,000	0.00%
54025252 - 56220 Electricity	191,522	183,929	75,000	75,000	132,936	75,000	0.00%
54025252 - 56260 Gasoline for Vehicles	0	0	7,500	7,500	0	7,500	0.00%
Operating Expenses	420,068	399,393	388,703	388,703	336,641	401,805	3.37%
Total Spit & Light Cargo Docks	520,849	511,423	527,369	527,369	420,646	545,262	3.39%

City of Unalaska
FY2022 Ports & Harbors Budget Detail
Expenditures
Draft as of 2/28/2021

Ports & Harbors Proprietary	FY2019 Actual	FY2020 Actual	FY2021 Original Budget	FY2021 Revised Budget	FY2021 YTD	Proposed Budget	% Chg Original Budget
Ports Security							
54025351 - 51100 Salaries and Wages	4,148	3,121	6,638	6,638	730	5,950	(10.36%)
54025351 - 51300 Overtime	9,307	8,593	32,410	32,410	0	29,050	(10.37%)
54025351 - 52100 Health Insurance Benefit	5,703	2,419	13,543	13,543	367	12,222	(9.75%)
54025351 - 52200 FICA/Medicare Employer Match	1,029	896	2,988	2,988	56	2,674	(10.51%)
54025351 - 52300 PERS Employer Benefit	951	4,493	11,178	11,178	161	10,798	(3.40%)
54025351 - 52400 Unemployment Ins Benefit	85	42	182	182	3	172	(5.49%)
54025351 - 52500 Workers Compensation Ins	212	259	1,400	1,400	23	1,489	6.36%
Personnel Expenses	21,435	19,823	68,339	68,339	1,339	62,355	(8.76%)
54025352 - 56100 General Supplies	5,494	4,199	3,500	3,500	4,668	5,000	42.86%
54025352 - 56120 Office Supplies	263	0	500	500	0	500	0.00%
54025352 - 56330 Food/Bev/Related Emp Apprctn	425	600	1,000	1,000	0	1,000	0.00%
Operating Expenses	6,182	4,798	5,000	5,000	4,668	6,500	30.00%
Total Ports Security	27,617	24,621	73,339	73,339	6,007	68,855	(6.11%)

City of Unalaska
FY2022 Ports & Harbors Budget Detail
Expenditures
Draft as of 2/28/2021

Ports & Harbors Proprietary	FY2019 Actual	FY2020 Actual	FY2021 Original Budget	FY2021 Revised Budget	FY2021 YTD	Proposed Budget	% Chg Original Budget
CEM Small Boat Harbor							
54025451 - 51100 Salaries and Wages	114,269	109,156	135,842	135,842	84,064	134,052	(1.32%)
54025451 - 51300 Overtime	6,325	4,976	13,742	13,742	3,465	13,230	(3.73%)
54025451 - 52100 Health Insurance Benefit	42,250	34,637	47,580	47,580	25,430	50,317	5.75%
54025451 - 52200 FICA/Medicare Employer Match	9,240	8,746	11,386	11,386	6,707	11,261	(1.10%)
54025451 - 52300 PERS Employer Benefit	9,298	41,553	40,136	40,136	18,144	42,545	6.00%
54025451 - 52400 Unemployment Ins Benefit	695	628	640	640	419	702	9.69%
54025451 - 52500 Workers Compensation Ins	1,852	2,443	3,879	3,879	1,607	4,123	6.29%
54025451 - 52900 Other Employee Benefits	1	0	0	0	0	0	0.00%
Personnel Expenses	183,930	202,139	253,205	253,205	139,836	256,230	1.19%
54025452 - 53230 Legal	0	0	850	850	0	850	0.00%
54025452 - 54110 Water / Sewerage	26,470	8,691	12,000	12,000	9,981	12,000	0.00%
54025452 - 54210 Solid Waste	22,310	29,426	25,000	25,000	34,926	25,000	0.00%
54025452 - 54230 Custodial Services/Supplies	8,400	8,400	11,500	11,500	6,300	11,500	0.00%
54025452 - 54300 Repair/Maintenance Services	3,277	5,557	10,000	10,000	6,887	10,000	0.00%
54025452 - 55200 General Insurance	50,770	55,036	67,627	67,627	67,736	76,895	13.71%
54025452 - 55310 Telephone / Fax / TV	1,646	1,599	0	0	1,340	0	0.00%
54025452 - 56100 General Supplies	44,438	2,095	5,000	5,000	71	5,000	0.00%
54025452 - 56110 Sand / Gravel / Rock	0	0	5,000	5,000	0	5,000	0.00%
54025452 - 56120 Office Supplies	0	0	350	350	0	350	0.00%
54025452 - 56220 Electricity	333,555	348,933	292,000	292,000	275,714	292,000	0.00%
54025452 - 56240 Heating Oil	2,916	2,959	4,500	4,500	2,205	4,500	0.00%
54025452 - 56260 Gasoline for Vehicles	0	0	2,500	2,500	0	2,500	0.00%
Operating Expenses	493,783	462,697	436,327	436,327	405,161	445,595	2.12%
Total CEM Small Boat Harbor	677,712	664,836	689,532	689,532	544,997	701,825	1.78%

City of Unalaska
FY2022 Ports & Harbors Budget Detail
Expenditures
Draft as of 2/28/2021

Ports & Harbors Proprietary	FY2019 Actual	FY2020 Actual	FY2021 Original Budget	FY2021 Revised Budget	FY2021 YTD	Proposed Budget	% Chg Original Budget
Bobby Storrs Small Boat Harbor							
54025551 - 51100 Salaries and Wages	45,105	43,319	52,630	52,630	36,714	53,687	2.01%
54025551 - 51300 Overtime	3,930	3,167	7,644	7,644	2,297	7,422	(2.90%)
54025551 - 52100 Health Insurance Benefit	17,876	15,310	19,811	19,811	11,868	21,040	6.20%
54025551 - 52200 FICA/Medicare Employer Match	3,751	3,556	4,609	4,609	2,984	4,676	1.45%
54025551 - 52300 PERS Employer Benefit	3,675	17,065	16,532	16,532	7,962	17,818	7.78%
54025551 - 52400 Unemployment Ins Benefit	306	278	266	266	187	295	10.90%
54025551 - 52500 Workers Compensation Ins	1,027	1,390	2,507	2,507	1,027	2,665	6.30%
54025551 - 52900 Other Employee Benefits	0	0	0	0	0	0	0.00%
Personnel Expenses	75,671	84,086	103,999	103,999	63,039	107,603	3.47%
54025552 - 53300 Other Professional	0	0	30,000	30,000	0	30,000	0.00%
54025552 - 54110 Water / Sewerage	1,827	4,682	5,000	5,000	2,438	5,000	0.00%
54025552 - 54210 Solid Waste	3,098	1,007	1,000	1,000	752	1,000	0.00%
54025552 - 54300 Repair/Maintenance Services	4,321	1,339	15,000	20,250	7,324	15,000	0.00%
54025552 - 55200 General Insurance	10,531	11,093	10,161	10,161	9,382	10,705	5.36%
54025552 - 56100 General Supplies	806	332	9,000	9,000	0	9,000	0.00%
54025552 - 56220 Electricity	10,507	8,312	10,000	10,000	10,292	10,000	0.00%
54025552 - 56260 Gasoline for Vehicles	0	0	1,500	1,500	0	1,500	0.00%
Operating Expenses	31,091	26,765	81,661	86,911	30,187	82,205	0.67%
Total Bobby Storrs Small Boat Harbo	106,761	110,851	185,660	190,910	93,226	189,808	2.23%

City of Unalaska
FY2022 Ports & Harbors Budget Detail
Expenditures
Draft as of 2/28/2021

Ports & Harbors Proprietary	FY2019 Actual	FY2020 Actual	FY2021 Original Budget	FY2021 Revised Budget	FY2021 YTD	Proposed Budget	% Chg Original Budget
Transfers Out							
54029854 - 59940 Transfers To Enterpr Capt Proj	4,856,640	618,442	0	0	0	6,045,000	0.00%
Other Expenses	4,856,640	618,442	0	0	0	6,045,000	0.00%
Total Transfers Out	4,856,640	618,442	0	0	0	6,045,000	0.00%

City of Unalaska
FY2022 Ports & Harbors Budget Detail
Expenditures
Draft as of 2/28/2021

Ports & Harbors Proprietary	FY2019 Actual	FY2020 Actual	FY2021 Original Budget	FY2021 Revised Budget	FY2021 YTD	Proposed Budget	% Chg Original Budget
Veh & Equip Maintenance							
54022851 - 51100 Salaries and Wages	19,409	19,627	23,396	23,396	19,660	23,498	0.44%
54022851 - 51300 Overtime	146	0	700	700	236	840	20.00%
54022851 - 52100 Health Insurance Benefit	6,715	5,276	7,451	7,451	4,779	7,877	5.72%
54022851 - 52200 FICA & Medicare Emplr Match	1,496	1,501	1,844	1,844	1,522	1,864	1.08%
54022851 - 52300 PERS Employer Contribution	1,476	7,010	6,546	6,546	4,093	7,193	9.88%
54022851 - 52400 Unemployment Insurance	98	77	100	100	80	114	14.00%
54022851 - 52500 Workers Compensation	437	583	847	847	548	901	6.38%
54022851 - 52900 Other Employee Benefits	99	96	141	141	92	142	0.71%
Personnel Expenses	29,877	34,171	41,025	41,025	31,011	42,429	3.42%
54022852 - 53300 Other Professional	489	0	0	0	285	0	0.00%
54022852 - 54300 Repair/Maintenance Services	112	190	2,000	2,000	538	2,000	0.00%
54022852 - 56100 General Supplies	0	111	0	0	13	1,400	0.00%
54022852 - 56130 Machinery / Vehicle Parts	14,768	16,115	20,000	20,000	6,940	18,600	(7.00%)
Operating Expenses	15,369	16,416	22,000	22,000	7,775	22,000	0.00%
Total Veh & Equip Maintenance	45,246	50,587	63,025	63,025	38,786	64,429	2.23%

City of Unalaska
FY2022 Ports & Harbors Budget Detail
Expenditures
Draft as of 2/28/2021

Ports & Harbors Proprietary	FY2019 Actual	FY2020 Actual	FY2021 Original Budget	FY2021 Revised Budget	FY2021 YTD	Proposed Budget	% Chg Original Budget
Facilities Maintenance							
54022951 - 51100 Salaries and Wages	19,700	11,280	17,336	17,336	10,081	17,544	1.20%
54022951 - 51200 Temporary Employees	245	0	0	0	247	0	0.00%
54022951 - 51300 Overtime	80	68	126	126	363	294	133.33%
54022951 - 52100 Health Insurance Benefit	6,575	2,786	5,494	5,494	2,250	5,737	4.42%
54022951 - 52200 FICA & Medicare Emplr Match	1,532	868	1,332	1,332	818	1,364	2.40%
54022951 - 52300 PERS Employer Contribution	653	3,588	4,763	4,763	1,946	5,282	10.90%
54022951 - 52400 Unemployment Insurance	132	44	72	72	42	80	11.11%
54022951 - 52500 Workers Compensation	681	456	707	707	378	752	6.36%
54022951 - 52900 Other Employee Benefits	115	50	104	104	50	104	0.00%
Personnel Expenses	29,712	19,141	29,934	29,934	16,175	31,157	4.09%
54022952 - 53300 Other Professional	555	0	0	0	0	0	0.00%
54022952 - 54300 Repair/Maintenance Services	844	7,066	4,125	29,624	26,605	14,758	257.77%
54022952 - 54500 Construction Services	0	0	1,030	1,030	0	1,100	6.80%
54022952 - 56100 General Supplies	160	60	750	750	7	250	(66.67%)
54022952 - 56101 Safety Related Items	924	22	0	0	26	0	0.00%
54022952 - 56140 Facility Maintenance Supplies	2,718	3,082	5,150	5,150	1,171	5,150	0.00%
Operating Expenses	5,201	10,230	11,055	36,554	27,810	21,258	92.29%
Total Facilities Maintenance	34,913	29,371	40,989	66,488	43,984	52,415	27.88%

City of Unalaska
FY2022 Airport Budget Summary
Draft as of 2/28/2021

Airport Proprietary	FY2019 Actual	FY2020 Actual	FY2021 Original Budget	FY2021 Revised Budget	FY2021 YTD	Proposed Budget	% Chg Original Budget
REVENUES							
Intergovernmental	1,932	8,481	6,841	6,841	0	6,841	0.00%
Charges for Services	489,482	485,446	553,500	553,500	364,500	553,500	0.00%
Non-recurring Revenues	0	0	200,838	200,838	0	263,224	31.06%
Total Revenues	491,414	493,927	761,179	761,179	364,500	823,565	7.58%
EXPENDITURES							
Airport Admin/Operations	601,590	549,852	592,175	592,175	445,826	617,801	4.33%
Facilities Maintenance	76,270	83,360	169,004	171,669	66,644	205,764	21.75%
Total Expenditures	677,860	633,212	761,179	763,843	512,470	823,565	7.58%
Transfers In	0	158,000	0	0	0	0	0.00%
Airport Proprietary Fund Net	(186,446)	18,715	0	(2,665)	(147,970)	0	

	Personnel Expenses	Operating Expenses	Capital Outlay	Other Expenses	Proposed Budget	% of Fund
EXPENDITURES						
Airport Admin/Operations	107,715	223,492	0	286,594	617,801	75.02%
Facilities Maintenance	142,329	63,435	0	0	205,764	24.98%
Total Operating Expenditures	250,044	286,927	0	286,594	823,565	

City of Unalaska
FY2022 Airport Budget Detail
Revenues
Draft as of 2/28/2021

Airport Proprietary	FY2019 Actual	FY2020 Actual	FY2021 Original Budget	FY2021 Revised Budget	FY2021 YTD	Proposed Budget	% Chg Original Budget
Intergovernmental							
55017541 - 42355 PERS Nonemployer Contributions	1,932	8,481	6,841	6,841	0	6,841	0.00%
Total Intergovernmental	1,932	8,481	6,841	6,841	0	6,841	0.00%
Charges for Services							
55017542 - 44580 Late Fees	9,918	5,839	6,000	6,000	(427)	6,000	0.00%
55017542 - 44670 Airport Other Services	275	236	3,500	3,500	13,180	3,500	0.00%
55017542 - 47240 Airport Rent	479,289	479,371	544,000	544,000	351,747	544,000	0.00%
Total Charges for Services	489,482	485,446	553,500	553,500	364,500	553,500	0.00%
Other Financing Sources							
55019848 - 49100 Transfers From General Fund	0	158,000	0	0	0	0	0.00%
Total Other Financing Sources	0	158,000	0	0	0	0	0.00%
Non-recurring Revenues							
55017549 - 49910 Bdgtd Use of Unrest. Net Asset	0	0	200,838	200,838	0	263,224	31.06%
Total Non-recurring Revenues	0	0	200,838	200,838	0	263,224	31.06%
Airport Fund Total Revenues	491,414	651,927	761,179	761,179	364,500	823,565	8.20%

City of Unalaska
FY2022 Airport Budget Detail
Expenditures
Draft as of 2/28/2021

Airport Proprietary		FY2019 Actual	FY2020 Actual	FY2021 Original Budget	FY2021 Revised Budget	FY2021 YTD	Proposed Budget	% Chg Original Budget
Airport Admin/Operations								
55025651 - 51100	Salaries and Wages	54,427	52,674	64,296	64,296	42,355	64,145	(0.23%)
55025651 - 51200	Temporary Employees	195	0	0	0	1,499	0	0.00%
55025651 - 51300	Overtime	14	6	34	34	13	58	70.59%
55025651 - 52100	Health Insurance Benefit	15,500	12,458	18,367	18,367	9,605	19,289	5.02%
55025651 - 52200	FICA & Medicare Emplr Match	4,186	4,023	4,792	4,792	3,355	4,871	1.65%
55025651 - 52300	PERS Employer Contribution	3,440	19,510	17,259	17,259	8,900	18,761	8.70%
55025651 - 52400	Unemployment Insurance	241	217	247	247	172	266	7.69%
55025651 - 52500	Workers Compensation	127	182	305	305	101	325	6.56%
55025651 - 52900	Other Employee Benefits	85	0	0	0	0	0	0.00%
Personnel Expenses		78,217	89,068	105,300	105,300	66,001	107,715	2.29%
55025652 - 53230	Legal Services	3,026	0	1,000	1,000	0	1,000	0.00%
55025652 - 53300	Other Professional Svcs	4,963	0	1,500	1,500	0	1,500	0.00%
55025652 - 54110	Water / Sewerage	9,574	7,964	8,622	8,622	3,494	8,000	(7.21%)
55025652 - 54210	Solid Waste	25,285	24,336	22,000	22,000	22,195	22,000	0.00%
55025652 - 54220	Snow Plowing	0	0	1,200	1,200	0	1,200	0.00%
55025652 - 54230	Custodial Services/Supplies	60,000	60,000	60,000	60,000	48,475	60,000	0.00%
55025652 - 54300	Repair/Maintenance Services	175	185	1,500	1,500	1,853	1,500	0.00%
55025652 - 54410	Buildings / Land Rental	12,088	11,836	13,500	13,500	17,493	18,000	33.33%
55025652 - 55200	General Insurance	20,859	27,096	30,280	30,280	28,916	33,027	9.07%
55025652 - 55310	Telephone / Fax / TV	3,679	3,613	3,895	3,895	3,032	3,895	0.00%
55025652 - 55904	Banking / Credit Card Fees	3,763	2,908	3,200	3,200	3,270	3,200	0.00%
55025652 - 55905	Postal Services	(456)	200	300	300	175	300	0.00%
55025652 - 55907	Permit Fees	0	0	120	120	0	120	0.00%
55025652 - 56100	General Supplies	451	0	2,500	2,500	128	2,500	0.00%
55025652 - 56120	Office Supplies	75	0	250	250	0	250	0.00%
55025652 - 56220	Electricity	55,493	34,281	45,000	45,000	28,602	45,000	0.00%
55025652 - 56240	Heating Oil	15,964	19,480	22,000	22,000	10,971	22,000	0.00%
Operating Expenses		214,938	191,898	216,867	216,867	168,603	223,492	3.05%
55025654 - 58100	Depreciation	285,266	264,278	265,400	265,400	207,757	281,986	6.25%
55025654 - 58500	Bad Debt Expense	18,562	0	0	0	0	0	0.00%
55025654 - 58910	Allocations IN-Debit	4,608	4,608	4,608	4,608	3,465	4,608	0.00%
Other Expenses		308,436	268,886	270,008	270,008	211,222	286,594	6.14%
Total Airport Admin/Operations		601,590	549,852	592,175	592,175	445,826	617,801	4.33%

City of Unalaska
FY2022 Airport Budget Detail
Expenditures
Draft as of 2/28/2021

Airport Proprietary	FY2019 Actual	FY2020 Actual	FY2021 Original Budget	FY2021 Revised Budget	FY2021 YTD	Proposed Budget	% Chg Original Budget
Facilities Maintenance							
55022951 - 51100 Salaries and Wages	37,987	53,564	77,846	77,846	32,400	79,823	2.54%
55022951 - 51200 Temporary Employees	782	791	1,037	1,037	1,428	0	(100.00%)
55022951 - 51300 Overtime	1,024	992	1,029	1,029	971	1,953	89.80%
55022951 - 52100 Health Insurance Benefit	11,511	12,080	24,828	24,828	6,489	25,965	4.58%
55022951 - 52200 FICA & Medicare Emplr Match	3,044	4,234	6,110	6,110	2,662	6,256	2.39%
55022951 - 52300 PERS Employer Contribution	2,216	(14,911)	21,541	21,541	6,600	23,921	11.05%
55022951 - 52400 Unemployment Insurance	196	238	345	345	109	372	7.83%
55022951 - 52500 Workers Compensation	1,315	2,160	3,349	3,349	1,307	3,560	6.30%
55022951 - 52900 Other Employee Benefits	174	262	484	484	151	479	(1.03%)
Personnel Expenses	58,250	59,412	136,569	136,569	52,116	142,329	4.22%
55022952 - 53300 Other Professional	125	9,774	0	0	0	0	0.00%
55022952 - 54230 Custodial Services/Supplies	3,600	5,259	13,000	13,000	0	13,000	0.00%
55022952 - 54300 Repair/Maintenance Services	11,472	2,216	6,800	9,465	10,293	37,800	455.88%
55022952 - 54500 Construction Services	0	0	1,000	1,000	0	1,000	0.00%
55022952 - 56100 General Supplies	51	96	7,000	7,000	169	7,000	0.00%
55022952 - 56101 Safety Related Items	166	22	0	0	26	0	0.00%
55022952 - 56140 Facility Maintenance Supplies	2,606	6,582	4,635	4,635	4,039	4,635	0.00%
Operating Expenses	18,020	23,948	32,435	35,100	14,527	63,435	95.58%
Total Facilities Maintenance	76,270	83,360	169,004	171,669	66,644	205,764	21.75%

City of Unalaska
FY2022 Housing Budget Summary
Draft as of 2/28/2021

Housing Proprietary	FY2019 Actual	FY2020 Actual	FY2021 Original Budget	FY2021 Revised Budget	FY2021 YTD	Proposed Budget	% Chg Original Budget
REVENUES							
Intergovernmental	2,042	6,444	5,668	5,668	0	5,668	0.00%
Charges for Services	250,292	234,735	248,500	248,500	195,268	248,500	0.00%
Non-recurring Revenues	0	0	322,766	322,766	0	341,198	5.71%
Total Revenues	252,334	241,179	576,933	576,933	195,268	595,366	3.10%
EXPENDITURES							
Housing Admin & Operating	318,660	342,331	369,685	369,685	256,206	379,702	2.71%
Facilities Maintenance	144,129	97,047	207,248	209,652	130,443	215,664	4.06%
Total Expenditures	462,789	439,378	576,933	579,337	386,649	595,366	3.10%
Housing Proprietary Fund Net	(210,455)	(198,199)	0	(2,404)	(191,381)	0	

	Personnel Expenses	Operating Expenses	Capital Outlay	Other Expenses	Proposed Budget	% of Fund
EXPENDITURES						
Housing Admin & Operating	83,975	110,005	0	185,722	379,702	63.78%
Facilities Maintenance	124,209	91,455	0	0	215,664	36.22%
Total Operating Expenditures	208,184	201,460	0	185,722	595,366	

City of Unalaska
FY2022 Housing Budget Detail
Revenues
Draft as of 2/28/2021

Housing Proprietary	FY2019 Actual	FY2020 Actual	FY2021 Original Budget	FY2021 Revised Budget	FY2021 YTD	Proposed Budget	% Chg Original Budget
Intergovernmental							
56018041 - 42355 PERS Nonemployer Contributions	2,042	6,444	5,668	5,668	0	5,668	0.00%
Total Intergovernmental	2,042	6,444	5,668	5,668	0	5,668	0.00%
Charges for Services							
56018042 - 44770 Housing Other Services	4,135	0	0	0	0	0	0.00%
56018042 - 47230 Housing Rent	246,157	234,735	248,500	248,500	195,268	248,500	0.00%
Total Charges for Services	250,292	234,735	248,500	248,500	195,268	248,500	0.00%
Non-recurring Revenues							
56018049 - 49910 Bdgtd Use of Unrest. Net Asset	0	0	322,766	322,766	0	341,198	5.71%
Total Non-recurring Revenues	0	0	322,766	322,766	0	341,198	5.71%
Housing Fund Total Revenues	252,334	241,179	576,933	576,933	195,268	595,366	3.19%

City of Unalaska
FY2022 Housing Budget Detail
Expenditures
Draft as of 2/28/2021

Housing Proprietary	FY2019 Actual	FY2020 Actual	FY2021 Original Budget	FY2021 Revised Budget	FY2021 YTD	Proposed Budget	% Chg Original Budget
Housing Admin & Operating							
56025851 - 51100 Salaries and Wages	37,426	39,940	47,074	47,074	28,576	47,859	1.67%
56025851 - 51200 Temporary Employees	1,223	0	0	0	1,788	0	0.00%
56025851 - 51300 Overtime	25	57	111	111	6	111	0.00%
56025851 - 52100 Health Insurance Benefit	12,454	11,171	16,941	16,941	7,116	17,786	4.99%
56025851 - 52200 FICA & Medicare Emplr Match	2,924	3,061	3,603	3,603	2,326	3,647	1.22%
56025851 - 52300 PERS Employer Contribution	2,332	14,406	13,152	13,152	5,843	14,135	7.47%
56025851 - 52400 Unemployment Insurance	229	194	228	228	130	248	8.77%
56025851 - 52500 Workers Compensation	86	103	177	177	68	189	6.78%
Personnel Expenses	56,701	68,933	81,286	81,286	45,852	83,975	3.31%
56025852 - 53230 Legal Services	0	0	500	500	0	500	0.00%
56025852 - 53240 Engineering/Architectural Svs	0	0	500	500	0	500	0.00%
56025852 - 53300 Other Professional Svs	1,190	2,375	4,500	4,500	3,030	5,000	11.11%
56025852 - 54110 Water / Sewerage	7,919	13,045	11,500	11,500	8,847	11,500	0.00%
56025852 - 54210 Solid Waste	8,095	9,932	13,370	13,370	9,619	14,430	7.93%
56025852 - 54230 Custodial Services/Supplies	6,675	6,600	6,600	6,600	4,950	6,600	0.00%
56025852 - 54410 Buildings / Land Rental	749	749	749	749	499	828	10.55%
56025852 - 55200 General Insurance	19,086	20,869	25,915	25,915	25,193	28,647	10.54%
56025852 - 55310 Telephone / Fax / TV	0	0	0	0	897	0	0.00%
56025852 - 56100 General Supplies	621	0	1,000	1,000	67	2,000	100.00%
56025852 - 56220 Electricity	13,581	14,952	16,500	16,500	8,880	17,500	6.06%
56025852 - 56240 Heating Oil	19,598	20,611	23,000	23,000	10,172	22,500	(2.17%)
Operating Expenses	77,514	89,133	104,134	104,134	72,155	110,005	5.64%
56025854 - 58100 Depreciation	182,165	182,165	182,165	182,165	136,624	183,622	0.80%
56025854 - 58910 Allocations IN-Debit	2,280	2,100	2,100	2,100	1,575	2,100	0.00%
Other Expenses	184,445	184,265	184,265	184,265	138,199	185,722	0.79%
Total Housing Admin & Operating	318,660	342,331	369,685	369,685	256,206	379,702	2.71%

City of Unalaska
FY2022 Housing Budget Detail
Expenditures
Draft as of 2/28/2021

Housing Proprietary	FY2019 Actual	FY2020 Actual	FY2021 Original Budget	FY2021 Revised Budget	FY2021 YTD	Proposed Budget	% Chg Original Budget
Facilities Maintenance							
56022951 - 51100 Salaries and Wages	57,657	40,318	64,910	64,910	44,346	65,693	1.21%
56022951 - 51200 Temporary Employees	2,922	925	0	0	2,826	0	0.00%
56022951 - 51300 Overtime	4,156	2,551	3,612	3,612	1,293	5,398	49.45%
56022951 - 52100 Health Insurance Benefit	17,616	7,898	21,594	21,594	10,560	22,815	5.65%
56022951 - 52200 FICA & Medicare Emplr Match	4,952	3,350	5,237	5,237	3,708	5,438	3.84%
56022951 - 52300 PERS Employer Contribution	3,863	(10,911)	18,752	18,752	9,529	21,112	12.59%
56022951 - 52400 Unemployment Insurance	312	182	290	290	181	317	9.31%
56022951 - 52500 Workers Compensation	2,151	1,681	2,847	2,847	1,733	3,027	6.32%
56022951 - 52900 Other Employee Benefits	369	201	406	406	247	409	0.74%
Personnel Expenses	93,998	46,194	117,648	117,648	74,422	124,209	5.58%
56022952 - 53300 Other Professional Svs	16,978	11,314	500	500	0	0	(100.00%)
56022952 - 54210 Solid Waste	0	28	500	500	0	0	(100.00%)
56022952 - 54300 Repair/Maintenance Services	13,758	3,258	49,550	49,550	23,611	45,755	(7.66%)
56022952 - 54500 Construction Services	0	0	14,000	14,000	0	20,000	42.86%
56022952 - 56100 General Supplies	437	64	6,200	6,200	144	6,200	0.00%
56022952 - 56101 Safety Related Items	846	22	0	0	26	1,000	0.00%
56022952 - 56110 Sand / Gravel / Rock	0	0	500	500	0	500	0.00%
56022952 - 56140 Facility Maintenance Supplies	18,111	36,167	18,000	20,404	32,239	18,000	0.00%
56022952 - 56240 Heating Oil	0	0	350	350	0	0	(100.00%)
Operating Expenses	50,131	50,853	89,600	92,004	56,021	91,455	2.07%
Total Facilities Maintenance	144,129	97,047	207,248	209,652	130,443	215,664	4.06%