

**CITY OF UNALASKA
UNALASKA, ALASKA
REGULAR MEETING
TUESDAY, JANUARY 28, 2014, 7:00 P.M.
UNALASKA CITY HALL COUNCIL CHAMBERS
AGENDA**

CALL TO ORDER

ROLL CALL

PLEDGE OF ALLEGIANCE

RECOGNITION OF VISITORS

ADDITIONS TO AGENDA

MINUTES: JANUARY 14, 2014

FINANCIAL REPORT: DECEMBER 2013 FINANCIAL REPORT

BOARD/COMMISSION REPORTS: PCR ADVISORY COMMITTEE MINUTES

AWARDS/PRESENTATIONS

MANAGER'S REPORT

COMMUNITY INPUT/ANNOUNCEMENTS

PUBLIC INPUT ON AGENDA ITEMS

PUBLIC HEARING

1. **ORDINANCE 2014-01:** CREATING BUDGET AMENDMENT 5 TO THE FY14 OPERATING BUDGET TO INCREASE AMBULANCE REVENUE AND INCREASE OTHER PROFESSIONAL SERVICES FOR THIRD PARTY MEDICAL BILLING SERVICES

WORK SESSION

1. **DISCUSSION:** RESOLUTION 2014-12 AUTHORIZING THE CITY MANAGER TO ENTER INTO AN AGREEMENT WITH NORTHERN ALASKA CONTRACTORS, LLC FOR LANDFILL CELLS 2-1/2-2 PROJECT THE AMOUNT OF \$3,919,940
2. **DISCUSSION:** RESOLUTION 2014-15 REJECTING ALL BIDS FOR THE UNALASKA SCHOOL MASTER CLOCK AND PA SYSTEM UPGRADES PROJECT
3. **DISCUSSION:** CREATING BUDGET AMENDMENT NO. 6 TO THE FY14 OPERATING BUDGET BY TRANSFERRING FUNDS FROM VARIOUS PAVING PROJECTS TO CREATE THE 2014 PAVING CAPITAL PROJECT PW402; INCREASE THE LIBRARY REVENUES AND EXPENDITURES FOR THE OWL GRANT; INCREASE THE FACILITY MAINTENANCE DIVISION BUDGET; AND BUDGET FOR TWO COMMUNITY COASTAL IMPACT ASSISTANT GRANTS

RECONVENE TO REGULAR SESSION

CONSENT AGENDA

1. **RESOLUTION 2014-16:** AUTHORIZING AN EXPENDITURE IN THE AMOUNT OF TWO THOUSAND FIVE HUNDRED DOLLARS (\$2,500) FROM COUNCIL CONTINGENCY TO SPONSOR THE SOUTHWEST ALASKA MUNICIPAL CONFERENCE 2014 ANNUAL MEETING

UNFINISHED BUSINESS

1. **ORDINANCE 2014-01- SECOND READING:** CREATING BUDGET AMENDMENT 5 TO THE FY14 OPERATING BUDGET TO INCREASE AMBULANCE REVENUE AND INCREASE OTHER PROFESSIONAL SERVICES FOR THIRD PARTY MEDICAL BILLING SERVICES

NEW BUSINESS

1. **RESOLUTION 2014-12:** AUTHORIZING THE CITY MANAGER TO ENTER INTO AN AGREEMENT WITH NORTHERN ALASKA CONTRACTORS, LLC FOR LANDFILL CELLS 2-1/2-2 PROJECT THE AMOUNT OF \$3,919,940
2. **RESOLUTION 2014-15:** AUTHORIZING THE CITY MANAGER TO REJECT ALL BIDS FOR THE UNALASKA SCHOOL MASTER CLOCK AND PA SYSTEM UPGRADES PROJECT
3. **RESOLUTION 2014-19:** ACCEPTING STATE GRANT FUNDING UNDER ALASKA COMMUNITY COAST IMPACT ASSESSMENT PROGRAM (CCIAP) IN THE AMOUNT OF \$626,657 FOR CCIAP AWARD: 10-CIAP-023, UNALASKA LAKE WATERSHED RESTORATION, AND 10-CIAP-022, LOWER ILIULIUK RIVER RESTORATION IN THE AMOUNT OF \$351,657
4. **ORDINANCE 2014-02:** CREATING BUDGET AMENDMENT NO. 6 TO THE FY14 OPERATING BUDGET BY TRANSFERRING FUNDS FROM VARIOUS PAVING PROJECTS TO CREATE THE 2014 PAVING CAPITAL PROJECT PW402; INCREASE THE LIBRARY REVENUES AND EXPENDITURES FOR THE OWL GRANT; INCREASE THE FACILITY MAINTENANCE DIVISION BUDGET; AND BUDGET FOR TWO COMMUNITY COASTAL IMPACT ASSISTANT GRANTS
5. **MAYOR AND COUNCIL TRAVEL:** ARCTIC AMBITIONS (GIRDWOOD) – FEBRUARY 27 – 28, 2014
LEGISLATIVE LOBBYING TRIP (JUNEAU) – MARCH 24 – 26, 2014

COUNCIL DIRECTIVES TO MANAGER

COMMUNITY INPUT

ANNOUNCEMENTS

ADJOURNMENT

CITY OF UNALASKA
UNALASKA, ALASKA
REGULAR MEETING
January 14, 2014

The regular meeting of the Unalaska City Council was called to order by Mayor Marquardt at 6:00 p.m., January 14, 2014, in the Unalaska City Hall Council Chambers. Roll was taken:

| | | |
|----------------|-------|-------------------|
| <u>PRESENT</u> | Mayor | Shirley Marquardt |
| | | Alejandro Tungul |
| | | Dennis Robinson |
| | | Tom Enlow |
| | | David Gregory |
| | | Roger Rowland |
| | | Zoya Johnson |

PLEDGE OF ALLEGIANCE: Mayor Marquardt led the Pledge of Allegiance.

RECOGNITION OF VISITORS: None

APPROVAL OF AGENDA: The agenda was adopted.

MINUTES: The minutes of the December 17, 2013 regular meeting were approved as submitted.

FINANCIAL REPORT: None

BOARD/COMMISSION REPORTS: None

AWARDS/PRESENTATIONS: Mayor Marquardt recognized both Nancy Peterson, Director of Public Works, and Jeff Hawley, Director of Parks, Culture and Recreation, for their service to the community and the City of Unalaska. Mayor Marquardt also recognized Interim Finance Director Karl Swanson for his service to the City.

MANAGER'S REPORT: In addition to the comments in his manager's report, City Manager Chris Hladick added his best wishes to Nancy Peterson and Jeff Hawley as they move into retirement. He also thanked Karl Swanson for filling in at a time when the City was without a Finance Director.

COMMUNITY INPUT/ANNOUNCEMENTS

1. Jeff Hawley thanked the Council and the community for their support during his years in Unalaska as PCR Director.
2. A celebration of the life and contributions of Martin Luther King, Jr. will be held Monday evening at the community center gym at 7:00 p.m.
3. Jeff Hawley reported on the activities in progress at the community center, the library, and the aquatics center.
4. The Aleutian Arts Council will hold its annual meeting and fundraising auction at 7:00 p.m. on January 25th at the Grand Aleutian.
5. The Red Cross will be in town January 23rd and 24th to conduct Emergency Shelter Training. Those interested in participating should contact Ben Bolock at the PCR.

6. The Unalaska Fish & Game Advisory Committee will meet Saturday, January 18th, at 10:00 a.m. at the library.
7. On-Line-with-Libraries, sponsored by the OWL program in cooperation with the Unalaska City School District, is currently offering young people the opportunity to meet face-to-face on-line with people who work in skilled trades to ask questions about the work and the skills involved.
8. Those involved in making the New Year's Eve fireworks display so successful were thanked for their efforts.
9. Basketball games with visiting teams from Bethel were well-played by both girls' and boys' teams. King Cove girls will visit next weekend.
10. Unisea is sponsoring another visit by singer/songwriter Sarah Peacock. She will play with the local band Our Band and will entertain in a variety of venues.
11. Representatives of the National Guard came out for a visit last weekend. They worked with students to show them the opportunities available through service in the National Guard.

PUBLIC INPUT: None

LEGISLATIVE: None

PUBLIC HEARING

Mayor Marquardt opened the hearing on Resolution 2014-01.

1. **RESOLUTION 2014-01:** ESTABLISHING TAXICAB RATES FOR THE CALENDAR YEAR 2014 AS REQUIRED BY UNALASKA CITY CODE

Hearing no comments, Mayor Marquardt closed the hearing on Resolution 2014-01.

WORK SESSION Rowland made a motion to move into a Work Session; Tungul seconded. Motion passed by consensus.

1. **DISCUSSION:** REVENUE PROJECTIONS

City Manager Chris Hladick, with input from Karl Swanson, Interim Finance Director, reviewed the revenue projections for FY15.

2. **DISCUSSION:** RESOLUTION 2014-04 APPROVING TWO TIDELAND LEASE AGREEMENTS FOR A TERM OF 10-YEARS WITH TWO 10-YEAR OPTIONS TO RENEW BETWEEN THE CITY OF UNALASKA AND RESOLVE-MAGONE MARINE SERVICES (ALASKA) INC. FOR UTS 101 TRACT B-1 AND UTS TRACT B-2

City Manager Chris Hladick and Planning Director Erin Reinders reviewed the tideland lease agreements.

3. **DISCUSSION:** RESOLUTION 2014-09 APPROVING A NON-EXCLUSIVE RIGHT OF WAY AND EASEMENT AGREEMENT BETWEEN THE CITY OF UNALASKA AND OUNALASHKA CORPORATION FOR OUTFALL AND INTAKE LINES IN ATS 1246 AND HENRY SWANSON DRIVE FOR THE TERM OF 30 YEARS

City Manager Hladick and Planning Director Erin Reinders reviewed the agreement and responded to questions and concerns about the agreement.

4. **DISCUSSION:** RESOLUTION 2014-05 EXPRESSING STRONG SUPPORT FOR GOVERNOR PARNELL'S PROPOSAL TO APPROPRIATE \$3 BILLION FROM THE CONSTITUTIONAL BUDGET RESERVE INTO THE ALASKA RETIREMENT TRUST FUNDS IN 2015

City Manager Hladick reviewed the Governor's proposal and the impact it would have on Unalaska and other Alaska communities.

5. **PRESENTATION:** CAPITAL PROJECTS UPDATE

Public Works Director Nancy Peterson provided an update on the capital projects that are underway and that will be initiated in the coming weeks.

6. **DISCUSSION:** RESOLUTION 2014-03 AUTHORIZING THE CITY MANAGER TO AMEND THE BALLYHOO ROAD AND 2013 MISCELLANEOUS PAVING PROJECTS AGREEMENT WITH KNIK CONSTRUCTION COMPANY, INC., TO INCLUDE THE REPAVING OF AIRPORT BEACH ROAD AND EAST BROADWAY IN THE AMOUNT OF \$3,268,260

City Manager Hladick and Public Works Director Peterson reviewed the areas where repaving is planned.

7. **DISCUSSION:** RESOLUTION 2014-06 AUTHORIZING THE CITY MANAGER TO ENTER INTO AN AGREEMENT WITH PND ENGINEERS, INC. FOR AN AMOUNT NOT TO EXCEED \$420,858 FOR PRELIMINARY DESIGN, PERMITTING, AND GEOTECHNICAL INVESTIGATION

City Manager Hladick reviewed the agreement with PND Engineers for the Unalaska Marine Center and the tie-in with work to be done for the Storrs Boat Harbor.

8. **DISCUSSION:** RESOLUTION 2013-84 ADOPTING A REVISED EMPLOYEE TUITION REIMBURSEMENT POLICY

City Manager Hladick provided a summary of the need for the policy and the general parameters the policy defines.

RECONVENE TO REGULAR SESSION

CONSENT AGENDA

Hearing no objections, Mayor Marquardt declared the Consent Agenda adopted.

1. **RESOLUTION 2014-01:** ESTABLISHING TAXICAB RATES FOR THE CALENDAR YEAR 2014 AS REQUIRED BY UNALASKA CITY CODE
2. **RESOLUTION 2014-02:** AUTHORIZING THE FORMATION OF THE FY15 COMMUNITY SUPPORT COMMITTEE
3. **RESOLUTION 2014-07:** CONFIRMING THE MAYOR'S APPOINTMENT OF LYNETTE YPON PHAM AS STUDENT REPRESENTATIVE TO THE PARKS, CULTURE, AND RECREATION ADVISORY COMMITTEE
4. **RESOLUTION 2014-08:** APPROVING THE FY2013 AUDITED FINANCIAL STATEMENTS

UNFINISHED BUSINESS: None

NEW BUSINESS

1. **RESOLUTION 2014-03:** AUTHORIZING THE CITY MANAGER TO AMEND THE BALLYHOO ROAD AND 2013 MISCELLANEOUS PAVING PROJECTS AGREEMENT WITH KNIK

CONSTRUCTION COMPANY, INC., TO INCLUDE THE REPAVING OF AIRPORT BEACH ROAD AND EAST BROADWAY IN THE AMOUNT OF \$3,268,260

Johnson made a motion to approve Resolution 2014-03; Robinson seconded.

VOTE: Motion passed unanimously.

2. **RESOLUTION 2014-04:** APPROVING TWO TIDELAND LEASE AGREEMENTS FOR A TERM OF 10-YEARS WITH TWO 10-YEAR OPTIONS TO RENEW BETWEEN THE CITY OF UNALASKA AND RESOLVE-MAGONE MARINE SERVICES (ALASKA) INC. FOR UTS 101 TRACT B-1 AND UTS TRACT B-2

Rowland made a motion to approve Resolution 2014-04; Gregory seconded.

VOTE: Motion passed unanimously.

3. **RESOLUTION 2014-09:** APPROVING A NON-EXCLUSIVE RIGHT OF WAY AND EASEMENT AGREEMENT BETWEEN THE CITY OF UNALASKA AND OUNALASHKA CORPORATION FOR OUTFALL AND INTAKE LINES IN ATS 1246 AND HENRY SWANSON DRIVE FOR THE TERM OF 30 YEARS

Johnson made a motion to approve Resolution 2014-09; Rowland seconded.

Enlow made a motion to amend the language of the resolution to include the fact that the agreement would become effective only upon receipt by the City of all required documents; Robinson seconded.

After Council discussion and upon reconsideration of language already present in the agreement, Enlow withdrew his motion to amend.

VOTE: Motion passed unanimously.

4. **RESOLUTION 2014-05:** EXPRESSING STRONG SUPPORT FOR GOVERNOR PARNELL'S PROPOSAL TO APPROPRIATE \$3 BILLION FROM THE CONSTITUTIONAL BUDGET RESERVE INTO THE ALASKA RETIREMENT TRUST FUNDS IN 2015

Robinson made a motion to approve Resolution 2014-05; Gregory seconded.

VOTE: Motion passed unanimously.

5. **RESOLUTION 2013-84:** ADOPTING A REVISED EMPLOYEE TUITION REIMBURSEMENT POLICY

Rowland made a motion to approve Resolution 2013-84; Tungul seconded.

VOTE: Motion passed unanimously.

6. **RESOLUTION 2014-06:** AUTHORIZING THE CITY MANAGER TO ENTER INTO AN AGREEMENT WITH PND ENGINEERS, INC. FOR AN AMOUNT NOT TO EXCEED \$420,858 FOR PRELIMINARY DESIGN, PERMITTING, AND GEOTECHNICAL INVESTIGATION

Rowland made a motion to approve Resolution 2014-06; Robinson seconded.

VOTE: Motion passed unanimously.

7. **ORDINANCE 2014-01 – FIRST READING:** CREATING BUDGET AMENDMENT 5 TO THE FY14 OPERATING BUDGET TO INCREASE AMBULANCE REVENUE AND INCREASE OTHER PROFESSIONAL SERVICES FOR THIRD PARTY MEDICAL BILLING SERVICES

Johnson made a motion to move Ordinance 2014-01 to Public Hearing and Second Reading on January 28, 2014; Rowland seconded.

VOTE: Motion passed unanimously.

8. **COUNCIL AND MAYOR TRAVEL:**

Rowland made a motion to approve travel for Mayor Marquardt and Council Member Robinson to attend the Arctic Encounter Symposium; Tungul seconded.

VOTE: Motion passed unanimously.

Rowland made a motion to approve travel for Mayor Marquardt and Council Members Tungul, Gregory, and Johnson to attend SWAMC; Enlow seconded.

VOTE: Motion passed unanimously.

COMMUNITY INPUT/ANNOUNCEMENTS

COUNCIL DIRECTIVES

ADJOURNMENT The meeting adjourned at 7:52 p.m.

Elizabeth Masoni
City Clerk

Financial Highlights
From the Interim Finance Director
Fiscal Year 2014

The following reports have been provided for six months ended December 31, 2013.

1. Financial Dashboard
2. Comparative Balance Sheets
 - a. General Fund
 - b. Two special revenue funds
 - c. Seven proprietary funds
3. General Fund Operating Monthly Summary
4. Proprietary Funds Operating Monthly Summary

General Fund Revenues

Raw Seafood Tax – Half of the year has passed, however only 42% of the budgeted Raw Seafood Tax has been collected. This is consistent with prior years as Pollock A & B seasons, which are the most valuable, do not start until after calendar year end.

Investment Income – Continued low interest rates continue to keep investment income below budgeted amounts.

General Fund Expenditures

General Fund departments are below year to date budgeted amounts. This is to be expected as late arriving invoices cannot always be entered before the monthly financial reports are prepared. True expenditures will be higher in some departments.

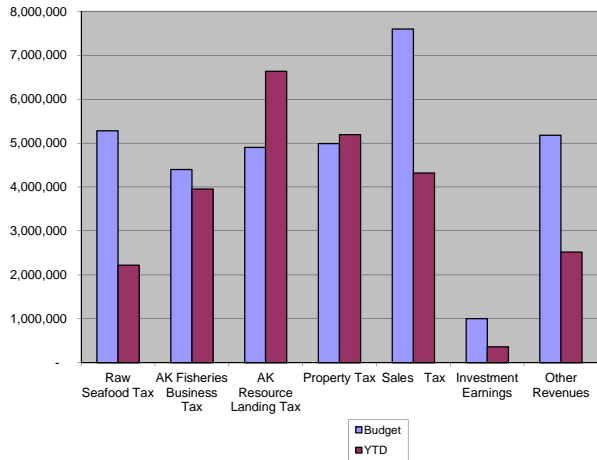
Proprietary Funds

Most proprietary funds in FY14 are performing better than budgeted. The notable exception is the Ports and Harbors Fund which is showing a small loss instead of the budgeted earnings. This is due to the depreciation of the CEM breakwaters that the City was required to recognize as an asset as of June 30, 2013. As the auditors had not made a decision on the breakwater capitalization until December, six months of the FY14 depreciation on the breakwaters (approx. \$260,000) was taken in December.

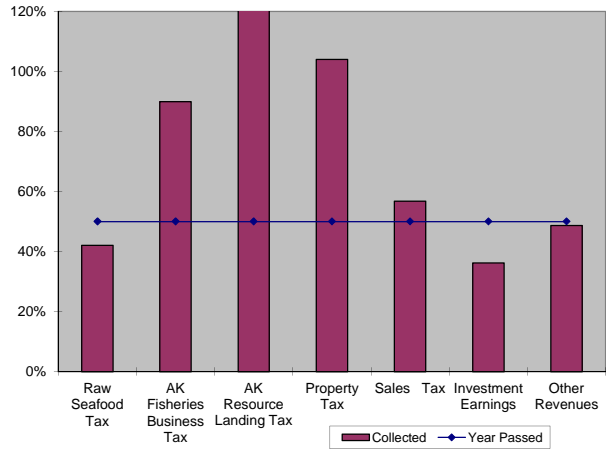
City of Unalaska

December 2013

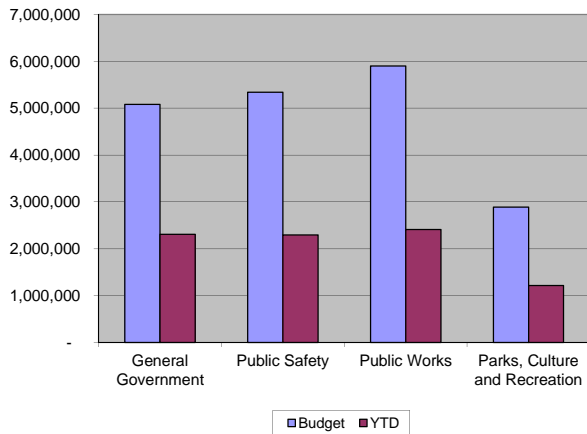
**General Government Revenues
Annual Budget vs. YTD Collected**



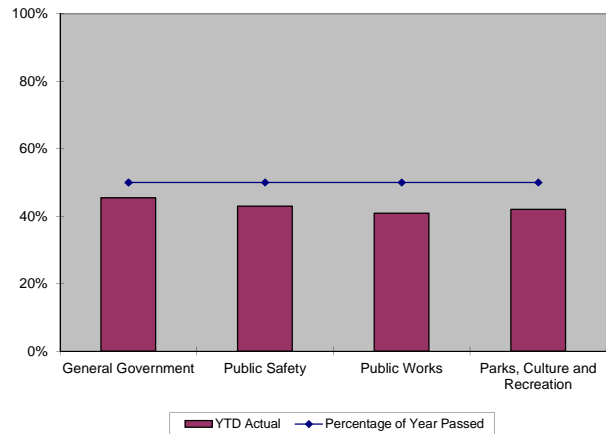
Percentage of General Government Revenue Collected



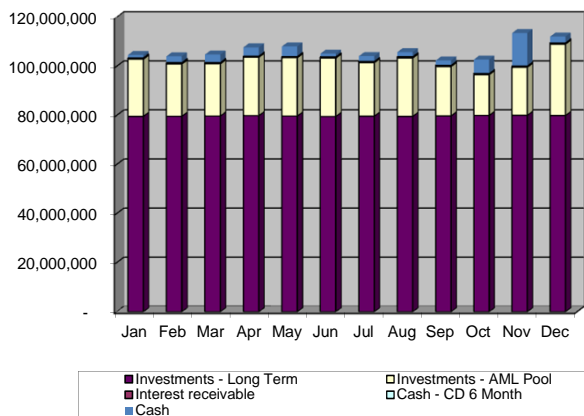
**General Government Expenditures
Annual Budget vs. YTD Actual**



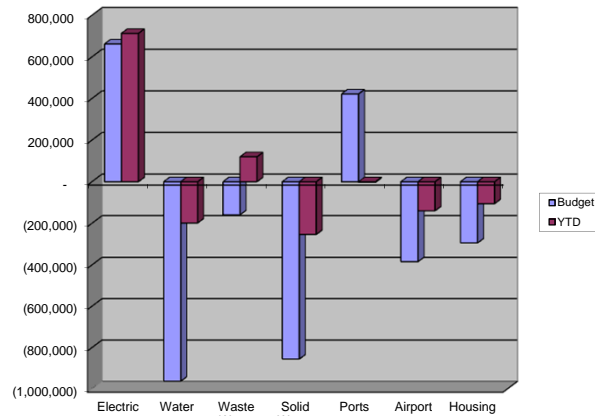
Percentage of General Government Budget Spent



**Investments and Cash
Last 12 Months**



**Proprietary Funds
Budgeted Net Increase/Decrease
Before Capital and Transfers**



General Fund Operating Monthly Summary - Month Ending December 2013

| | FY2014 Budget | December | FY2014 YTD | % OF BUD | FY2013 YTD | INC/(DEC) Last Year |
|--|-------------------|------------------|-------------------|-------------|-------------------|------------------------|
| REVENUES | | | | | | |
| Raw Seafood Tax | 5,278,000 | 310,685 | 2,218,418 | 42% | 2,556,676 | (338,258) |
| AK Fisheries Business | 4,400,000 | 0 | 3,957,391 | 90% | 3,968,378 | (10,987) |
| AK Fisheries Resource Landing | 4,900,000 | 0 | 6,636,364 | 135% | 4,558,307 | 2,078,057 |
| Property Taxes | 4,990,000 | 18,827 | 5,193,190 | 104% | 4,989,485 | 203,705 |
| Sales Tax | 7,600,000 | 245,543 | 4,320,756 | 57% | 5,468,366 | (1,147,611) |
| Investment Earnings | 1,000,000 | (84,462) | 362,321 | 36% | 500,748 | (138,427) |
| Other Revenues | 5,179,837 | 369,525 | 2,521,555 | 49% | 802,315 | 1,719,240 |
| Appropriated Fund Balance | 0 | 0 | 0 | 0% | 0 | 0 |
| Total General Fund Revenues | 33,347,837 | 860,117 | 25,209,994 | 76% | 22,844,274 | 2,365,720 |
| EXPENDITURES | | | | | | |
| Mayor & Council | 533,796 | 23,445 | 216,721 | 41% | 180,414 | 36,307 |
| City Administration | | | | | | |
| City Manager's Office | 420,161 | 38,947 | 203,154 | 48% | 174,304 | 28,850 |
| Administration | 1,058,163 | 60,665 | 468,729 | 44% | 451,403 | 17,326 |
| Natural Resources | 210,049 | 16,526 | 87,181 | 42% | 87,316 | (135) |
| Total City Administration | 1,688,373 | 116,137 | 759,063 | 45% | 713,022 | 46,041 |
| City Clerk | 585,855 | 44,358 | 269,771 | 46% | 197,447 | 72,324 |
| Finance | | | | | | |
| Finance | 869,677 | 75,523 | 430,131 | 49% | 394,117 | 36,013 |
| Information Systems | 706,865 | 81,329 | 422,484 | 60% | 368,595 | 53,889 |
| Total Finance | 1,576,542 | 156,851 | 852,615 | 54% | 762,713 | 89,902 |
| Planning | 693,335 | 30,791 | 208,100 | 30% | 211,835 | (3,735) |
| Public Safety | | | | | | |
| Police, Dispatch and DMV | 3,539,342 | 260,598 | 1,542,264 | 44% | 1,474,852 | 67,412 |
| Corrections | 873,474 | 66,017 | 412,199 | 47% | 353,214 | 58,984 |
| Fire and EMS | 925,473 | 51,421 | 338,471 | 37% | 332,952 | 5,519 |
| Total Public Safety | 5,338,290 | 378,036 | 2,292,934 | 43% | 2,161,019 | 131,915 |
| Public Works | | | | | | |
| DPW Admin & Engineering | 706,554 | 55,497 | 294,154 | 42% | 362,818 | (68,663) |
| Streets and Roads | 2,427,603 | 144,952 | 874,124 | 36% | 838,271 | 35,853 |
| Receiving and Supply | 256,389 | 21,292 | 111,789 | 44% | 109,759 | 2,030 |
| Veh & Equip Maintenance | 1,079,911 | 96,314 | 409,455 | 38% | 386,432 | 23,023 |
| Facilities Maintenance | 1,433,932 | 67,861 | 723,607 | 50% | 444,684 | 278,923 |
| Total Public Works | 5,904,389 | 385,915 | 2,413,129 | 41% | 2,141,963 | 271,166 |
| Parks, Culture & Recreation | | | | | | |
| PCR Administration | 337,188 | 31,309 | 144,195 | 43% | 145,259 | (1,064) |
| Recreation Programs | 732,242 | 54,055 | 326,428 | 45% | 284,140 | 42,288 |
| Community Center Operations | 670,135 | 48,795 | 303,517 | 45% | 254,321 | 49,196 |
| Library | 758,358 | 55,856 | 312,201 | 41% | 284,020 | 28,181 |
| Aquatics Center | 364,112 | 20,310 | 114,105 | 31% | 122,754 | (8,649) |
| Parks | 26,806 | 618 | 13,074 | 49% | 11,085 | 1,989 |
| Total Parks, Culture & Recreation | 2,888,840 | 210,943 | 1,213,521 | 42% | 1,101,580 | 111,941 |
| Other Expenses | 5,906,979 | 409,055 | 2,582,129 | 44% | 2,716,814 | (134,685) |
| Total Operating Expenditures | 25,116,399 | 1,755,533 | 10,807,984 | 43% | 10,186,807 | 621,178 |
| Transfers To General Fund | 0 | 0 | 0 | 0% | 0 | 0 |
| Transfers To Special Revenue | 0 | 0 | 0 | 0% | 0 | 0 |
| Transfers To Capital Projects | 34,400 | 0 | 0 | 0% | 3,480,000 | (3,480,000) |
| Transfers To Enterprise Funds | 0 | 0 | 0 | 0% | 0 | 0 |
| Transfers To Enterprise Capital | 0 | 0 | 0 | 0% | 4,853,719 | (4,853,719) |
| | 34,400 | 0 | 0 | 0% | 8,333,719 | (8,333,719) |
| | 25,150,799 | 1,755,533 | 10,807,984 | 43% | 18,520,526 | (7,712,541) |
| Surplus/(Deficit) | 8,197,038 | (895,416) | 14,402,010 | 62% | 4,323,749 | 10,078,261 |

| | FY2014 Budget | December | FY2014 YTD | % OF BUD | FY2013 YTD | INC/(DEC) Last Year |
|---|------------------|-----------|---------------|-------------|---------------|------------------------|
| Electric Proprietary Fund | | | | | | |
| REVENUES | 18,121,600 | 1,478,275 | 9,685,349 | 53% | 8,920,599 | 764,750 |
| Electric Line Repair & Maint | 1,239,281 | 70,084 | 379,721 | 31% | 389,322 | (9,602) |
| Electric Production | 11,424,824 | 782,226 | 6,113,633 | 54% | 5,520,573 | 593,060 |
| Facilities Maintenance | 81,977 | 7,351 | 25,864 | 32% | 33,459 | (7,595) |
| Utility Administration | 4,656,988 | 239,843 | 2,438,583 | 52% | 2,189,520 | 249,063 |
| Veh & Equip Maintenance | 56,518 | 994 | 14,580 | 26% | 16,343 | (1,762) |
| EXPENSES | 17,459,589 | 1,100,498 | 8,972,381 | 51% | 8,149,217 | 823,164 |
| NET EARNINGS/(LOSS) | 662,012 | 377,777 | 712,968 | | 771,382 | (58,414) |
| Water Proprietary Fund | | | | | | |
| REVENUES | 1,652,527 | 57,620 | 993,646 | 60% | 1,117,677 | (124,031) |
| Facilities Maintenance | 20,088 | 1,099 | 6,108 | 30% | 14,277 | (8,170) |
| Utility Administration | 1,428,090 | 109,248 | 696,243 | 49% | 666,524 | 29,719 |
| Veh & Equip Maintenance | 32,759 | 1,518 | 13,331 | 41% | 15,225 | (1,894) |
| Water Operations | 1,134,182 | 82,241 | 476,203 | 42% | 419,163 | 57,039 |
| EXPENSES | 2,615,119 | 194,105 | 1,191,884 | 46% | 1,115,190 | 76,694 |
| NET EARNINGS/(LOSS) | (962,592) | (136,485) | (198,238) | | 2,487 | (200,725) |
| Wastewater Proprietary Fund | | | | | | |
| REVENUES | 1,904,228 | 138,177 | 998,496 | 52% | 903,081 | 95,415 |
| Facilities Maintenance | 29,501 | 1,262 | 8,543 | 29% | 12,525 | (3,982) |
| Utility Administration | 969,961 | 70,729 | 449,851 | 46% | 438,481 | 11,370 |
| Veh & Equip Maintenance | 23,675 | 697 | 18,459 | 78% | 12,142 | 6,317 |
| Wastewater Operations | 1,040,046 | 57,073 | 402,222 | 39% | 417,797 | (15,575) |
| EXPENSES | 2,063,183 | 129,760 | 879,075 | 43% | 880,945 | (1,870) |
| NET EARNINGS/(LOSS) | (158,955) | 8,418 | 119,421 | | 22,136 | 97,285 |
| Solid Waste Proprietary Fund | | | | | | |
| REVENUES | 1,594,518 | 110,074 | 863,602 | 54% | 759,553 | 104,050 |
| Facilities Maintenance | 68,500 | 4,704 | 24,776 | 36% | 23,983 | 793 |
| Solid Waste Operations | 1,309,339 | 127,773 | 624,785 | 48% | 543,884 | 80,901 |
| Utility Administration | 942,746 | 67,764 | 427,499 | 45% | 443,331 | (15,832) |
| Veh & Equip Maintenance | 129,327 | 9,354 | 40,050 | 31% | 36,120 | 3,930 |
| EXPENSES | 2,449,912 | 209,596 | 1,117,110 | 46% | 1,047,318 | 69,792 |
| NET EARNINGS/(LOSS) | (855,394) | (99,522) | (253,507) | | (287,765) | 34,258 |
| Ports & Harbors Proprietary Fund | | | | | | |
| REVENUES | 6,460,256 | 427,574 | 3,068,113 | 47% | 2,895,774 | 172,339 |
| Bobby Storrs Small Boat Harbor | 166,588 | 11,773 | 63,075 | 38% | 0 | 63,075 |
| CEM Small Boat Harbor | 662,191 | 70,450 | 292,009 | 44% | 258,450 | 33,559 |
| Facilities Maintenance | 39,433 | 656 | 14,170 | 36% | 20,911 | (6,740) |
| Harbor Office | 3,553,076 | 539,358 | 2,107,712 | 59% | 1,671,222 | 436,490 |
| Ports Security | 122,617 | 0 | 23,845 | 19% | 40,599 | (16,754) |
| Spit & Light Cargo Docks | 572,847 | 40,347 | 163,908 | 29% | 31,527 | 132,382 |
| Unalaska Marine Center | 865,564 | 60,423 | 390,865 | 45% | 557,353 | (166,488) |
| Veh & Equip Maintenance | 56,139 | 1,083 | 15,436 | 27% | 19,667 | (4,231) |
| EXPENSES | 6,038,455 | 724,090 | 3,071,021 | 51% | 2,599,729 | 471,292 |
| NET EARNINGS/(LOSS) | 421,801 | (296,515) | (2,908) | | 296,045 | (298,953) |
| Transfers In | 34,400 | 0 | 0 | 0% | 0 | 0 |

| | FY2014 Budget | December | FY2014 YTD | % OF BUD | FY2013 YTD | INC/(DEC) Last Year |
|---------------------------------|--------------------------|-----------------|-----------------------|---------------------|-----------------------|--------------------------------|
| Airport Proprietary Fund | | | | | | |
| REVENUES | 462,811 | 38,854 | 243,420 | 53% | 232,952 | 10,467 |
| Airport Admin/Operations | 701,739 | 55,872 | 320,914 | 46% | 321,136 | (222) |
| Facilities Maintenance | 145,065 | 11,455 | 62,369 | 43% | 78,562 | (16,194) |
| EXPENSES | 846,804 | 67,328 | 383,282 | 45% | 399,699 | (16,416) |
| NET EARNINGS/(LOSS) | (383,993) | (28,473) | (139,863) | | (166,747) | 26,884 |
| Housing Proprietary Fund | | | | | | |
| REVENUES | 251,349 | 24,215 | 117,751 | 47% | 119,131 | (1,380) |
| Facilities Maintenance | 174,782 | 19,189 | 74,985 | 43% | 121,686 | (46,701) |
| Housing Admin & Operating | 370,659 | 25,455 | 148,247 | 40% | 166,024 | (17,777) |
| EXPENSES | 545,441 | 44,644 | 223,232 | 41% | 287,710 | (64,478) |
| NET EARNINGS/(LOSS) | (294,092) | (20,429) | (105,481) | | (168,579) | 63,098 |

Comparative Balance Sheets

City of Unalaska

General Fund

December 31, 2013 and December 31, 2012

| | <u>2013</u> | <u>2012</u> |
|----------------------------|----------------------|----------------------|
| Assets | | |
| Cash and Cash Equivalents | \$ 1,400 | \$ 1,400 |
| Receivables | | |
| Taxes | 1,938,632 | 2,015,868 |
| Accounts | 22,128 | 9,795 |
| Special Assessments | - | 3,791 |
| Intergovernmental | 292,725 | 292,935 |
| Equity in Central Treasury | 42,834,901 | 36,211,273 |
| Inventory | 534,488 | 476,725 |
| Prepaid Items | 95,473 | 150,672 |
| Other Assets | 14,288 | - |
| Advances to Other Funds | 1,540,000 | 1,723,533 |
| Total Assets | \$ 47,274,036 | \$ 40,885,994 |

Liabilities & Fund Balances

| | | |
|---------------------------------------|------------------|------------------|
| Liabilities | | |
| Accounts Payable | \$ 290 | \$ - |
| Accrued Payroll & Related Liabilities | 1,025,589 | 776,526 |
| Intergovernmental | - | 1,458 |
| Retainage Payable | 30,391 | 3,880 |
| Accrued Interest Payable | - | 98,317 |
| Deferred Revenue | 327,977 | 398,003 |
| Other Current Liabilities | 1,700 | 1,898 |
| Customer Deposits | 1,658 | 835 |
| Total Liabilities | 1,387,604 | 1,280,918 |

| | | |
|--|----------------------|----------------------|
| Fund Balances | | |
| Fund Balance - Non-Spendable | 2,170,951 | 2,340,896 |
| Fund Balance - Committed | 14,300,000 | 20,300,000 |
| Fund Balance - Assigned | 3,298,129 | 3,295,061 |
| Fund Balance - Unassigned | 26,117,352 | 13,669,119 |
| Total Fund Balance | 45,886,432 | 39,605,076 |
| Total Liabilities & Fund Balances | \$ 47,274,036 | \$ 40,885,994 |

Comparative Balance Sheets
City of Unalaska
1% Sales Tax Special Revenue Fund
December 31, 2013 and December 31, 2012

| | <u>2013</u> | <u>2012</u> |
|--|----------------------------|----------------------------|
| Assets | | |
| Taxes Receivable | \$ 651,149 | \$ 666,835 |
| Equity in Central Treasury | 2,537,734 | 3,879,132 |
| Total Current Assets | <u>3,188,883</u> | <u>4,545,967</u> |
| Total Assets | <u>\$ 3,188,883</u> | <u>\$ 4,545,967</u> |
| Liabilities & Fund Equity | | |
| Liabilities | | |
| Deferred Revenue | <u>2,500</u> | <u>2,500</u> |
| Total Liabilities | <u>2,500</u> | <u>2,500</u> |
| Fund Balances | | |
| Fund Balance - Committed | \$ - | \$ 3,000,000 |
| Fund Balance - Unassigned | <u>3,186,383</u> | <u>1,543,467</u> |
| Total Fund Balance | <u>3,186,383</u> | <u>4,543,467</u> |
| Total Liabilities & Fund Balances | <u>\$ 3,188,883</u> | <u>\$ 4,545,967</u> |

Comparative Balance Sheets
City of Unalaska
Bed Tax Special Revenue Fund
December 31, 2013 and December 31, 2012

| | <u>2013</u> | <u>2012</u> |
|---|------------------------------|------------------------------|
| Assets | | |
| Taxes Receivable | \$ 11,907 | \$ 12,234 |
| Equity in Central Treasury | 170,105 | 160,261 |
| Total Current Assets | <u>182,012</u> | <u>172,495</u> |
| Total Assets | <u>\$ 182,012</u> | <u>\$ 172,495</u> |
| Liabilities & Fund Equity | | |
| Liabilities | | |
| Accounts Payable | \$ - | \$ - |
| Total Liabilities | <u>-</u> | <u>-</u> |
| Fund Balances | | |
| Fund Balance - Unassigned | <u>182,012</u> | <u>172,495</u> |
| Total Fund Balance | <u>182,012</u> | <u>172,495</u> |
| Total Liabilities & Fund Balance | <u>\$ 182,012</u> | <u>\$ 172,495</u> |

Comparative Balance Sheets

City of Unalaska

Electric Enterprise Fund

December 31, 2013 and December 31, 2012

| | <u>2013</u> | <u>2012</u> |
|---|-----------------------------|-----------------------------|
| Assets | | |
| Current Assets | | |
| Receivables | | |
| Accounts | \$ 1,593,423 | \$ 1,623,699 |
| Intergovernmental - State | 343,608 | 171,721 |
| Equity in Central Treasury | 2,363,777 | (190,064) |
| Inventory | 628,701 | 670,249 |
| Restricted Assets-PH Reserve for Debt Service | 2,372,217 | 2,372,217 |
| Deferred Charges | 269,437 | 215,718 |
| Total Current Assets | <u>7,571,165</u> | <u>4,863,540</u> |
| Property, Plant & Equipment | | |
| Land | 212,598 | 212,598 |
| Buildings, Net | 32,724,701 | 33,639,191 |
| Other Improvements, Net | 3,819,034 | 4,138,605 |
| Equipment, Net | 16,067,230 | 8,066,361 |
| Construction In Progress | 2,733,545 | 10,631,870 |
| Net Property, Plant & Equipment | <u>55,557,107</u> | <u>56,688,625</u> |
| Total Assets | <u>\$ 63,128,272</u> | <u>\$ 61,552,165</u> |
| Liabilities | | |
| Current Liabilities | | |
| Accounts Payable | \$ 330,289 | \$ 123,617 |
| Accrued Payroll & Related Liabilities | 255,175 | 243,913 |
| Accrued Interest Payable | 373,892 | 384,648 |
| Revenue Bonds - Current | 665,000 | 640,000 |
| Unamortized Premium (Revenue Bonds) | 9,682 | 9,682 |
| Customer Deposits | 239,622 | 277,370 |
| Advance from Other Funds - GF | 140,000 | 140,000 |
| Total Current Liabilities | <u>2,013,660</u> | <u>1,819,230</u> |
| Long Term Debt (net of current portion) | | |
| Revenue Bonds - Long Term | 27,180,000 | 28,075,000 |
| Unamortized Premium - Long Term | 170,665 | 180,347 |
| Advances From General Fund | 1,400,000 | 1,540,000 |
| Total Liabilities | <u>\$ 30,764,325</u> | <u>\$ 31,614,577</u> |
| Net Position | | |
| Invested in capital assets, net of related debt | 25,991,761 | 26,103,596 |
| Unrestricted | 6,372,187 | 3,833,993 |
| Total net position | <u>\$ 32,363,948</u> | <u>\$ 29,937,589</u> |

Comparative Balance Sheets
City of Unalaska
Water Enterprise Fund
December 31, 2013 and December 31, 2012

| | <u>2013</u> | <u>2012</u> |
|---|-----------------------------|-----------------------------|
| Assets | | |
| Current Assets | | |
| Receivables | | |
| Accounts | \$ 55,494 | \$ 62,492 |
| Assessments | 5,902 | 8,917 |
| Equity in Central Treasury | 9,198,468 | 10,661,102 |
| Inventory | 339,173 | 367,010 |
| Total Current Assets | <u>9,599,037</u> | <u>11,099,521</u> |
| Property, Plant & Equipment | | |
| Land | 125,074 | 125,074 |
| Buildings, Net | 663,932 | 713,563 |
| Improvements, Net | 10,233,572 | 10,333,740 |
| Equipment, Net | 14,538 | 24,094 |
| Construction In Progress | 2,909,527 | 1,424,241 |
| Net Property, Plant & Equipment | <u>13,946,643</u> | <u>12,620,711</u> |
| Total Assets | <u>\$ 23,545,680</u> | <u>\$ 23,720,232</u> |
| Liabilities | | |
| Current Liabilities | | |
| Accounts Payable | \$ - | \$ - |
| Accrued Payroll & Related Liabilities | 99,357 | 97,488 |
| Retainage Withheld | 600 | 600 |
| Customer Deposits | 22,265 | 25,705 |
| Total Current Liabilities | <u>122,222</u> | <u>123,792</u> |
| Long Term Debt (net of current portion) | - | - |
| Total Liabilities | <u>\$ 122,222</u> | <u>\$ 123,792</u> |
| Net Position | | |
| Invested in capital assets, net of related debt | 13,946,043 | 12,620,711 |
| Unrestricted | 9,477,415 | 10,975,729 |
| Total net position | <u>\$ 23,423,458</u> | <u>23,596,440</u> |

Comparative Balance Sheets
City of Unalaska
Wastewater Enterprise Fund
December 31, 2013 and December 31, 2012

| | <u>2013</u> | <u>2012</u> |
|---|-----------------------------|-----------------------------|
| Assets | | |
| Current Assets | | |
| Receivables | | |
| Accounts | \$ 134,188 | \$ 107,762 |
| Assessments | 26,819 | 57,173 |
| Intergovernmental - State | 67,549 | 205,858 |
| Equity in Central Treasury | 3,281,679 | 7,026,885 |
| Inventory | 44,702 | 50,329 |
| Total Current Assets | <u>3,554,937</u> | <u>7,448,007</u> |
| Property, Plant & Equipment | | |
| Land | 12,883 | 12,883 |
| Buildings, Net | 1,954,144 | 2,063,778 |
| Improvements, Net | 4,694,591 | 5,095,318 |
| Equipment, Net | 5,768 | 12,305 |
| Construction In Progress | 12,982,078 | 4,240,374 |
| Net Property, Plant & Equipment | <u>19,649,464</u> | <u>11,424,658</u> |
| Total Assets | <u>\$ 23,204,401</u> | <u>\$ 18,872,665</u> |
| Liabilities | | |
| Current Liabilities | | |
| Accounts Payable | \$ - | \$ - |
| Accrued Payroll & Related Liabilities | 101,317 | 93,469 |
| Due to State of Alaska | - | 70,752 |
| Retainage Withheld | 420,173 | 96,451 |
| Accrued Interest | 2,376 | 2,377 |
| Deferred Revenue | - | - |
| Current Portion of Long Term Debt | 43,461 | 43,461 |
| Customer Deposits | 29,023 | 27,727 |
| Total Current Liabilities | <u>596,350</u> | <u>334,238</u> |
| Long Term Debt (net of current portion) | 134,897 | 178,360 |
| Total Liabilities | <u>\$ 731,247</u> | <u>\$ 512,598</u> |
| Net Position | | |
| Invested in capital assets, net of related debt | 19,048,557 | 11,246,298 |
| Unrestricted | 3,424,596 | 7,113,769 |
| Total net position | <u>\$ 22,473,154</u> | <u>\$ 18,360,067</u> |

Comparative Balance Sheets
City of Unalaska
Solid Waste Enterprise Fund
December 31, 2013 and December 31, 2012

| | <u>2013</u> | <u>2012</u> |
|---|-----------------------------|-----------------------------|
| Assets | | |
| Current Assets | | |
| Receivables | | |
| Accounts | \$ 92,425 | \$ 83,787 |
| Intergovernmental - State | 32,451 | 374,016 |
| Equity in Central Treasury | 8,947,489 | 13,227,348 |
| Inventory | 67,729 | 87,911 |
| Total Current Assets | <u>9,140,094</u> | <u>13,773,062</u> |
| Property, Plant & Equipment | | |
| Land | 651,474 | 651,474 |
| Buildings, net | 1,559,482 | 1,666,898 |
| Other Improvements, net | 4,954,139 | 5,199,731 |
| Equipment, net | 237,065 | 203,349 |
| Construction In Progress | 10,085,348 | 6,043,410 |
| Net Property, Plant & Equipment | <u>17,487,507</u> | <u>13,764,862</u> |
| Total Assets | <u>\$ 26,627,601</u> | <u>\$ 27,537,924</u> |
| Liabilities | | |
| Current Liabilities | | |
| Accounts Payable | \$ - | \$ 43,255 |
| Accrued Payroll & Related Liabilities | 91,882 | 92,811 |
| Retainage Withheld | - | 296,561 |
| Customer Deposits | 9,867 | 9,704 |
| Total Current Liabilities | <u>101,749</u> | <u>442,331</u> |
| Long Term Liabilities - landfill closure and post closure | 5,109,272 | 4,930,335 |
| Total Liabilities | <u>\$ 5,211,021</u> | <u>\$ 5,372,666</u> |
| Net Position | | |
| Invested in capital assets, net of related debt | 17,487,507 | 13,764,862 |
| Unrestricted | 3,929,073 | 8,400,396 |
| Total net position | <u>\$ 21,416,580</u> | <u>\$ 22,165,258</u> |

Comparative Balance Sheets
City of Unalaska
Ports & Harbors Enterprise Fund
December 31, 2013 and December 31, 2012

| | <u>2013</u> | <u>2012</u> |
|---|-----------------------------|-----------------------------|
| Assets | | |
| Current Assets | | |
| Cash | \$ 150 | \$ 150 |
| Receivables | | |
| Accounts | 500,707 | 549,280 |
| Refundable Deposits | 2,000 | 2,000 |
| Equity in Central Treasury | 15,962,625 | 14,422,974 |
| Restricted Assets - Mooring Buoy | 2,500 | 2,500 |
| Total Current Assets | <u>16,467,982</u> | <u>14,976,904</u> |
| Deferred Charges | 51,178 | 54,188 |
| Property, Plant & Equipment | | |
| Land | 2,037,870 | 2,037,870 |
| Buildings, net | 1,327,128 | 1,369,414 |
| Docks & Other Improvements, net | 69,450,181 | 50,662,292 |
| Equipment, net | 51,980 | 90,147 |
| Construction In Progress | 7,314,010 | 7,159,821 |
| Net Property, Plant & Equipment | <u>80,181,169</u> | <u>61,319,545</u> |
| Total Assets | <u>\$ 96,700,329</u> | <u>\$ 76,350,637</u> |
| Liabilities | | |
| Current Liabilities | | |
| Accounts Payable | \$ - | \$ - |
| Accrued Payroll & Related Liabilities | 108,750 | 105,353 |
| Intergovernmental Accts Payable | 2,097,013 | - |
| Retainage Withheld | 90,339 | 650 |
| Accrued Interest | 59,175 | 61,462 |
| Revenue Bonds Current | 190,000 | 185,000 |
| Unamortized Premium (Revenue Bonds) | 5,502 | 5,502 |
| Customer Deposits | - | - |
| Total Current Liabilities | <u>2,550,779</u> | <u>357,967</u> |
| Long Term Debt (net of current portion) | - | - |
| Revenue Bonds - LT | 4,260,000 | 4,450,000 |
| Unamortized Premium - LT | 93,541 | 99,043 |
| Total Liabilities | <u>\$ 6,904,320</u> | <u>\$ 4,907,011</u> |
| Net Position | | |
| Invested in capital assets, net of related debt | 73,385,599 | 56,518,537 |
| Unrestricted | 16,410,410 | 14,925,089 |
| Total net position | <u>\$ 89,796,009</u> | <u>\$ 71,443,626</u> |

Comparative Balance Sheets
City of Unalaska
Airport Enterprise Fund
December 31, 2013 and December 31, 2012

| | <u>2013</u> | <u>2012</u> |
|---|----------------------------|----------------------------|
| Assets | | |
| Current Assets | | |
| Accounts Receivable | \$ 102,614 | \$ 87,762 |
| Equity in Central Treasury | 1,743,224 | 1,476,806 |
| Total Current Assets | <u>1,845,838</u> | <u>1,564,568</u> |
| Property, Plant & Equipment | | |
| Buildings, net | 3,339,761 | 3,576,031 |
| Other Improvements, net | 265,178 | 326,977 |
| Construction In Progress | 76,048 | 59,059 |
| Net Property, Plant & Equipment | <u>3,680,986</u> | <u>3,962,068</u> |
| Total Assets | <u>\$ 5,526,824</u> | <u>\$ 5,526,636</u> |
| Liabilities | | |
| Current Liabilities | | |
| Accounts Payable | \$ - | \$ - |
| Accrued Payroll & Related Liabilities | 7,012 | 5,660 |
| Retainage Withheld | - | 4,250 |
| Customers Deposits | 10,000 | 10,000 |
| Total Current Liabilities | <u>17,012</u> | <u>19,910</u> |
| Long Term Liabilities | | |
| Total Liabilities | <u>\$ 17,012</u> | <u>\$ 19,910</u> |
| Net Position | | |
| Invested in capital assets, net of related debt | 3,680,986 | 3,962,068 |
| Unrestricted | 1,828,826 | 1,544,657 |
| Total net position | <u>\$ 5,509,812</u> | <u>\$ 5,506,725</u> |

Comparative Balance Sheets
City of Unalaska
Housing Enterprise Fund
December 31, 2013 and December 31, 2012

| | <u>2013</u> | <u>2012</u> |
|---|----------------------------|----------------------------|
| Assets | | |
| Current Assets | | |
| Receivables | | |
| General Receivables | \$ 2,469 | \$ 1,270 |
| Deposits | 3,650 | 3,720 |
| Intergovernmental - State of Alaska | - | 21,198 |
| Equity in Central Treasury | 1,375,271 | 1,529,460 |
| Total Current Assets | <u>1,381,390</u> | <u>1,555,648</u> |
| Property, Plant & Equipment | | |
| Land | 269,577 | 269,577 |
| Buildings, net | 4,587,564 | 4,637,756 |
| Other Improvements, net | 65,386 | - |
| Construction In Progress | 419,212 | 274,413 |
| Net Property, Plant & Equipment | <u>5,341,738</u> | <u>5,181,747</u> |
| Total Assets | <u>\$ 6,723,128</u> | <u>\$ 6,737,395</u> |
| Liabilities | | |
| Current Liabilities | | |
| Accounts Payable | \$ - | \$ - |
| Accrued Payroll & Related Liabilities | 13,274 | 6,088 |
| Retainage Withheld | 6,800 | 12,766 |
| Customer Deposits | 12,945 | 15,894 |
| Total Current Liabilities | <u>33,019</u> | <u>34,748</u> |
| Longterm Liabilities | | |
| Advance From General Fund | - | 43,533 |
| Total Liabilities | <u>\$ 33,019</u> | <u>\$ 78,282</u> |
| Net Position | | |
| Invested in capital assets, net of related debt | 5,334,938 | 5,138,213 |
| Unrestricted | 1,355,171 | 1,520,900 |
| Total net position | <u>\$ 6,690,109</u> | <u>\$ 6,659,113</u> |

1/16/2014

City of Unalaska
Utility Revenue Report
Summary

12/31/13

| FY 14 Budget Month | Electric | Water | Waste Water | Solid Waste | Monthly Revenue | FY14 Revenue | FY13YTD Revenue | YTD Inc/(Dec) |
|-----------------------|------------|-----------|----------------|----------------|--------------------|-----------------|--------------------|------------------|
| Jul-13 | 1,640,910 | 314,191 | 189,106 | 167,401 | 2,311,608 | 2,311,608 | 2,016,528 | 295,080 |
| Aug-13 | 1,671,961 | 268,745 | 174,578 | 185,157 | 2,300,441 | 4,612,050 | 4,052,477 | 559,572 |
| Sep-13 | 1,774,675 | 175,851 | 179,492 | 140,795 | 2,270,813 | 6,882,862 | 6,082,166 | 800,696 |
| Oct-13 | 1,787,584 | 98,065 | 174,434 | 137,063 | 2,197,147 | 9,080,009 | 8,041,576 | 1,038,434 |
| Nov-13 | 1,331,944 | 79,174 | 142,708 | 123,112 | 1,676,938 | 10,756,947 | 10,048,068 | 708,879 |
| Dec-13 | 1,478,275 | 57,620 | 138,177 | 110,074 | 1,784,146 | 12,541,093 | 11,700,909 | 840,183 |
| Jan-14 | 0 | 0 | 0 | 0 | 0 | 0 | 13,139,708 | 0 |
| Feb-14 | 0 | 0 | 0 | 0 | 0 | 0 | 15,725,365 | 0 |
| Mar-14 | 0 | 0 | 0 | 0 | 0 | 0 | 18,903,385 | 0 |
| Apr-14 | 0 | 0 | 0 | 0 | 0 | 0 | 21,392,845 | 0 |
| May-14 | 0 | 0 | 0 | 0 | 0 | 0 | 22,982,442 | 0 |
| Jun-14 | 0 | 0 | 0 | 0 | 0 | 0 | 23,755,418 | 0 |
| YTD Totals | 9,685,348 | 993,646 | 998,496 | 863,603 | 12,541,093 | | | |
| FY 14 Budget | 18,120,984 | 2,959,148 | 2,024,497 | 2,389,014 | 25,493,643 | | | |
| % to budget | 53.4 | 33.6 | 49.3 | 36.1 | 49.2 | | | |

City of Unalaska
Utility Revenue Report
Electric Fund

12/31/13

| FY14 Budget Month | Residential | Small General | Large General | Industrial | P.C.E. Assist | Other Revenues | Monthly Revenue | FY14YTD Revenue | FY13 YTD Revenue | YTD Inc/(Dec) |
|----------------------|-------------|------------------|------------------|------------|------------------|-------------------|--------------------|--------------------|---------------------|------------------|
| Jul-13 | 106,809 | 109,140 | 212,647 | 1,122,787 | 84,469 | 5,058 | 1,640,910 | 1,640,910 | 1,435,790 | 205,120 |
| Aug-13 | 105,720 | 108,494 | 199,332 | 1,176,769 | 77,511 | 4,134 | 1,671,961 | 3,312,871 | 2,881,182 | 431,689 |
| Sep-13 | 110,957 | 112,037 | 202,384 | 1,226,681 | 83,948 | 38,667 | 1,774,675 | 5,087,546 | 4,387,342 | 700,204 |
| Oct-13 | 136,231 | 135,686 | 252,523 | 1,157,332 | 93,936 | 11,877 | 1,787,584 | 6,875,130 | 5,898,398 | 976,731 |
| Nov-13 | 119,250 | 117,535 | 234,210 | 763,813 | 91,854 | 5,282 | 1,331,944 | 8,207,074 | 7,526,282 | 680,791 |
| Dec-13 | 159,064 | 150,066 | 282,073 | 769,161 | 98,892 | 19,018 | 1,478,275 | 9,685,348 | 8,920,599 | 764,750 |
| Jan-14 | | | | | | | 0 | 9,685,348 | 10,005,106 | (319,757) |
| Feb-14 | | | | | | | 0 | 9,685,348 | 11,896,991 | (2,211,642) |
| Mar-14 | | | | | | | 0 | 9,685,348 | 14,234,435 | (4,549,087) |
| Apr-14 | | | | | | | 0 | 9,685,348 | 16,241,120 | (6,555,772) |
| May-14 | | | | | | | 0 | 9,685,348 | 17,433,874 | (7,748,526) |
| Jun-14 | | | | | | | 0 | 9,685,348 | 17,632,884 | (7,947,535) |
| YTD Totals | 738,032 | 732,958 | 1,383,168 | 6,216,543 | 530,611 | 84,036 | 9,685,348 | | | |
| FY14Budget | 1,566,276 | 1,686,514 | 2,631,603 | 11,105,802 | 994,149 | 136,640 | 18,120,984 | | | |
| % of Budget | 47.1 | 43.5 | 52.6 | 56.0 | 53.4 | 61.5 | 53.4 | | | |

Kwh Sold

| FY14 Month | Residential | SM. Gen (Includes Street lights) | Large General | Industrial | Total FY14 Kwh Sold | Total FY13 Kwh Sold | Increase (Decrease) |
|---------------|-------------|--|------------------|------------|------------------------|------------------------|------------------------|
| July | 307,286 | 288,930 | 606,412 | 3,101,257 | 4,303,885 | 3,463,137 | 840,748 |
| August | 281,844 | 265,289 | 534,949 | 2,975,235 | 4,057,317 | 3,591,241 | 466,076 |
| September | 282,630 | 262,067 | 521,133 | 2,929,417 | 3,995,247 | 3,485,593 | 509,654 |
| October | 339,257 | 320,984 | 607,408 | 2,733,740 | 4,001,389 | 3,572,881 | 428,508 |
| November | 310,825 | 287,080 | 579,977 | 1,847,489 | 3,025,371 | 3,651,848 | (626,477) |
| December | 394,659 | 366,400 | 697,489 | 1,876,135 | 3,334,683 | 3,293,856 | 40,827 |
| January | | | | | 0 | 2,621,242 | 0 |
| February | | | | | 0 | 4,614,809 | 0 |
| March | | | | | 0 | 6,048,469 | 0 |
| April | | | | | 0 | 5,141,148 | 0 |
| May | | | | | 0 | 3,127,268 | 0 |
| June | | | | | 0 | (12,496) | 0 |
| Total | 1,916,501 | 1,790,750 | 3,547,368 | 15,463,273 | 22,717,892 | 42,598,996 | 1,659,336 |
| Percent Sold | 8.4% | 7.9% | 15.6% | 68.1% | 100.0% | | |

Generator Fuel

| FY14 Average Price Fuel | FY13 Average Price Fuel |
|-------------------------------|-------------------------------|
| 3.2868 | 3.0902 |
| 3.4295 | 3.3861 |
| 3.4774 | 3.4470 |
| 3.5005 | 3.5768 |
| 3.3942 | 3.5499 |
| 3.2609 | 3.4139 |
| | 3.3698 |
| | 3.4143 |
| | 3.5868 |
| | 3.4469 |
| | 3.2803 |
| | 3.3067 |
| | 3.4057 |

-100.00%

| FY14 Cumulative kwh Sold | FY13 Cumulative kwh Sold |
|--------------------------------|--------------------------------|
| 4,303,885 | 3,463,137 |
| 8,361,202 | 7,054,378 |
| 12,356,449 | 10,539,971 |
| 16,357,838 | 14,112,852 |
| 19,383,209 | 17,764,700 |
| 22,717,892 | 21,058,556 |
| 22,717,892 | 23,679,798 |
| 22,717,892 | 28,294,607 |
| 22,717,892 | 34,343,076 |
| 22,717,892 | 39,484,224 |
| 22,717,892 | 42,611,492 |
| 22,717,892 | 42,598,996 |
| | 285,005,787 |

1/16/2014

City of Unalaska
Utility Revenue Report
Water Fund

12/31/13

| FY14 Month | Unmetered Sales | Metered Sales | Other Revenues | Monthly Revenue | FY14 YTD Revenue | FY13 YTD Revenue | YTD Inc/(Dec) |
|---------------|--------------------|------------------|-------------------|--------------------|---------------------|---------------------|------------------|
| Jul-13 | 12,554 | 299,770 | 1,866 | 314,191 | 314,191 | 296,828 | 17,363 |
| Aug-13 | 11,345 | 252,987 | 4,413 | 268,745 | 582,936 | 571,120 | 11,816 |
| Sep-13 | 11,850 | 163,075 | 926 | 175,851 | 758,787 | 782,490 | (23,703) |
| Oct-13 | 11,820 | 85,185 | 1,061 | 98,065 | 856,852 | 924,803 | (67,951) |
| Nov-13 | 11,886 | 62,684 | 4,604 | 79,174 | 936,026 | 1,047,167 | (111,141) |
| Dec-13 | 11,843 | 45,184 | 592 | 57,620 | 993,646 | 1,117,677 | (124,031) |
| Jan-14 | | | | 0 | 0 | 1,206,251 | 0 |
| Feb-14 | | | | 0 | 0 | 1,532,280 | 0 |
| Mar-14 | | | | 0 | 0 | 1,924,743 | 0 |
| Apr-14 | | | | 0 | 0 | 2,078,340 | 0 |
| May-14 | | | | 0 | 0 | 2,155,131 | 0 |
| Jun-14 | | | | 0 | 0 | 2,399,716 | 0 |
| YTD Totals | 71,297 | 908,886 | 13,463 | 993,646 | | | |
| FY14 Budget | 136,966 | 2,149,443 | 672,739 | 2,959,148 | | | |
| % of Budget | 52.1 | 42.3 | 2.0 | 33.6 | | | |

Million Gallons Produced

| FY14 Month | FY14 Water Produced | FY13 Water Produced | Increase (Decrease) |
|---------------|------------------------|------------------------|------------------------|
| July | 164.139 | 166.635 | (2.496) |
| August | 143.052 | 143.052 | 0.000 |
| September | 91.692 | 112.977 | (21.285) |
| October | 65.420 | 81.048 | (15.628) |
| November | 52.200 | 71.664 | (19.464) |
| December | 42.474 | 47.583 | (5.109) |
| January | | 51.941 | 0.000 |
| February | | 172.216 | 0.000 |
| March | | 200.811 | 0.000 |
| April | | 82.971 | 0.000 |
| May | | 41.819 | 0.000 |
| June | | 96.399 | 0.000 |
| Total | 558.977 | 1269.116 | (63.982) |

| FY14 Water Cumulative | FY13 Water Cumulative |
|--------------------------|--------------------------|
| 164.139 | 166.635 |
| 307.191 | 143.052 |
| 398.883 | 112.977 |
| 464.303 | 81.048 |
| 516.503 | 71.664 |
| 558.977 | 47.583 |
| 0.000 | 51.941 |
| 0.000 | 172.216 |
| 0.000 | 200.811 |
| 0.000 | 82.971 |
| 0.000 | 41.819 |
| 0.000 | 96.399 |

1/16/2014

City of Unalaska
Utility Revenue Report
Wastewater Fund

12/31/13

| FY14 Month | Unmetered Sales | Metered Commercial | Metered Industrial | Other Revenues | Monthly Revenue | FY14 YTD Revenue | FY13 YTD Revenue | YTD Inc/(Dec) |
|---------------|--------------------|-----------------------|-----------------------|-------------------|--------------------|---------------------|---------------------|------------------|
| Jul-13 | 30,017 | 152,422 | 2,593 | 4,075 | 189,106 | 189,106 | 155,863 | 33,244 |
| Aug-13 | 27,549 | 141,535 | 2,281 | 3,213 | 174,578 | 363,684 | 315,749 | 47,935 |
| Sep-13 | 28,524 | 140,948 | 2,896 | 7124.50 | 179,492 | 543,176 | 484,653 | 58,523 |
| Oct-13 | 28,451 | 135,123 | 3,756 | 7,104 | 174,434 | 717,610 | 645,329 | 72,281 |
| Nov-13 | 28,625 | 109,404 | 1,216 | 3,463 | 142,708 | 860,318 | 802,252 | 58,067 |
| Dec-13 | 28,478 | 106,117 | 1,498 | 2,084 | 138,177 | 998,496 | 903,081 | 95,415 |
| Jan-14 | | | | | 0 | 0 | 1,026,258 | 0 |
| Feb-14 | | | | | 0 | 0 | 1,226,685 | 0 |
| Mar-14 | | | | | 0 | 0 | 1,443,103 | 0 |
| Apr-14 | | | | | 0 | 0 | 1,642,506 | 0 |
| May-14 | | | | | 0 | 0 | 1,849,128 | 0 |
| Jun-14 | | | | | 0 | 0 | 1,959,290 | 0 |
| YTD Totals | 171,644 | 785,549 | 14,240 | 27,063 | 998,496 | | | |
| FY 14 Budget | 305,988 | 1,421,649 | 49,003 | 247,857 | 2,024,497 | | | |
| % of Budget | 56.1 | 55.3 | 29.1 | 10.9 | 49.3 | | | |

| FY14 Month | FY14 Effluent (Gal) | FY13 Effluent (Gal) | Increase (Decrease) |
|---------------|------------------------|------------------------|------------------------|
| July | 11,854,946 | 12,996,406 | (1,141,460) |
| August | 11,861,259 | 13,962,693 | (2,101,434) |
| September | 11,207,861 | 14,118,392 | (2,910,531) |
| October | 12,571,241 | 14,242,440 | (1,671,199) |
| November | 11,448,772 | 10,455,878 | 992,894 |
| December | 15,393,010 | 8,666,612 | 6,726,398 |
| January | | 15,432,457 | 0 |
| February | | 15,384,369 | 0 |
| March | | 16,352,116 | 0 |
| April | | 13,501,964 | 0 |
| May | | 9,757,607 | 0 |
| June | | 11,473,060 | 0 |
| Total | 74,337,089 | 156,343,994 | (105,332) |

| FY14 Cumulative | FY13 Cumulative |
|--------------------|--------------------|
| 11,854,946 | 12,996,406 |
| 23,716,205 | 26,959,099 |
| 34,924,066 | 41,077,491 |
| 47,495,307 | 55,319,931 |
| 58,944,079 | 65,775,809 |
| 74,337,089 | 74,442,421 |
| 0 | 89,874,878 |
| 0 | 105,259,247 |
| 0 | 121,611,363 |
| 0 | 135,113,327 |
| 0 | 144,870,934 |
| 0 | 156,343,994 |

1/16/2014

City of Unalaska
Utility Revenue Report
Solid Waste Fund

12/31/13

| FY14 Month | Residential Fees | Tipping Fees | Other Revenue | Monthly Revenue | FY14 YTD Revenue | FY13YTD Revenue | YTD Inc/(Dec) |
|--------------|------------------|--------------|---------------|-----------------|------------------|-----------------|---------------|
| Jul-13 | 18,623 | 107,193 | 41,585 | 167,401 | 167,401 | 122,347 | 45,054 |
| Aug-13 | 18,628 | 129,951 | 36,578 | 185,157 | 352,559 | 272,527 | 80,032 |
| Sep-13 | 18,768 | 104,173 | 17,855 | 140,795 | 493,354 | 410,481 | 82,872 |
| Oct-13 | 18,795 | 101,183 | 17,085 | 137,063 | 630,417 | 549,545 | 80,872 |
| Nov-13 | 18,807 | 86,925 | 17,381 | 123,112 | 753,529 | 645,868 | 107,662 |
| Dec-13 | 18,834 | 70,317 | 20,922 | 110,074 | 863,603 | 728,453 | 135,150 |
| Jan-14 | | | | 0 | 0 | 872,958 | 0 |
| Feb-14 | | | | 0 | 0 | 1,011,541 | 0 |
| Mar-14 | | | | 0 | 0 | 1,196,830 | 0 |
| Apr-14 | | | | 0 | 0 | 1,319,706 | 0 |
| May-14 | | | | 0 | 0 | 1,427,835 | 0 |
| Jun-14 | | | | 0 | 0 | 1,647,056 | 0 |
| YTD Totals | 112,456 | 599,742 | 151,405 | 863,603 | | | |
| FY 13 Budget | 202,104 | 1,124,629 | 1,062,281 | 2,389,014 | | | |
| % of Budget | 55.6 | 53.3 | 14.3 | 36.1 | | | |

| FY14 Month | FY14 Tons of Waste | FY13 Tons of Waste | Increase (Decrease) |
|------------|--------------------|--------------------|---------------------|
| July | 681.02 | 588.28 | 92.74 |
| August | 710.37 | 678.84 | 31.53 |
| September | 555.37 | 595.17 | (39.80) |
| October | 585.43 | 580.49 | 4.94 |
| November | 473.94 | 439.08 | 34.86 |
| December | 351.91 | 335.11 | 16.80 |
| January | | 599.03 | 0.00 |
| February | | 620.57 | 0.00 |
| March | | 808.48 | 0.00 |
| April | | 557.72 | 0.00 |
| May | | 527.31 | 0.00 |
| June | | 652.91 | 0.00 |
| Total | 3358.04 | 6982.99 | 141.07 |

| Cummulative | |
|--------------------|--------------------|
| FY13 Tons of Waste | FY12 Tons of Waste |
| 681.02 | 588.28 |
| 1391.39 | 1267.12 |
| 1946.76 | 1862.29 |
| 2532.19 | 2442.78 |
| 3006.13 | 2881.86 |
| 3358.04 | 3216.97 |
| 0.00 | 3816.00 |
| 0.00 | 4436.57 |
| 0.00 | 5245.05 |
| 0.00 | 5802.77 |
| 0.00 | 6330.08 |
| 0.00 | 6982.99 |

**CITY OF UNALASKA
FY14 PORTS REVENUE**

| Month | Year | UMC Dock | | | | Spit Dock | | Small Boat Harbor | | Cargo Dock | | CEM | | Other Rev&Fees | Monthly Revenue | FY14 YTD Revenue | % of Budget | FY13 YTD Revenue | YTD Inc(Dec) |
|-------------|------|---------------------|------------------|----------------|-----------------|----------------------|-----------------|----------------------|-----------------|----------------------|-------------------------|---------------------|-----------------|-------------------|--------------------|---------------------|----------------|---------------------|-----------------|
| | | Docking/ Moorage | Wharfage Fees | Rental Fees | Utility Fees | Docking / Moorage | Utility Fees | Docking / Moorage | Utility Fees | Dockage / Moorage | Wharfage Rental/Util | Docking/ Moorage | Utility Fees | | | | | | |
| Jul | 2013 | 125,744 | 223,268 | 41,856 | 30,650 | 24,722 | 225 | 8,153 | 885 | 4,533 | 663 | 4,249 | 3,581 | 5,246 | 473,775 | 473,775 | 8.0% | 431,944 | 41,830 |
| Aug | 2013 | 129,011 | 246,963 | 65,315 | 21,350 | 27,332 | 2,311 | 11,807 | 1,204 | 1,243 | 3,075 | 5,635 | 5,422 | 43,935 | 564,603 | 1,038,378 | 17.5% | 947,643 | 90,735 |
| Sept | 2013 | 140,499 | 355,737 | 44,751 | 20,690 | 68,198 | 1,657 | 2,069 | 1,669 | 863 | 521 | 25,298 | 16,302 | 12,470 | 690,726 | 1,729,104 | 29.2% | 1,411,282 | 317,821 |
| Oct | 2013 | 127,293 | 217,722 | 44,775 | 29,698 | 21,888 | 10,767 | 5,047 | 1,954 | 10,348 | 1,303 | 38,984 | 10,829 | 11,425 | 532,034 | 2,261,138 | 38.2% | 1,954,848 | 306,289 |
| Nov | 2013 | 82,579 | 97,134 | 42,491 | 23,734 | 22,719 | 17,817 | 7,334 | 1,288 | 3,993 | 1,875 | 33,942 | 39,170 | 5,325 | 379,401 | 2,640,539 | 44.6% | 2,209,098 | 431,440 |
| Dec | 2013 | 53,663 | 58,999 | 72,399 | 35,524 | 49,997 | 20,996 | 2,719 | 2,235 | 1,069 | 4,267 | 38,340 | 79,652 | 7,715 | 427,574 | 3,068,113 | 51.8% | 2,895,774 | 172,339 |
| Jan | 2014 | | | | | | | | | | | | | | 0 | 0 | 0.0% | 3,228,084 | 0 |
| Feb | 2014 | | | | | | | | | | | | | | 0 | 0 | 0.0% | 3,809,178 | 0 |
| Mar | 2014 | | | | | | | | | | | | | | 0 | 0 | 0.0% | 4,641,107 | 0 |
| Apr | 2014 | | | | | | | | | | | | | | 0 | 0 | 0.0% | 5,213,801 | 0 |
| May | 2014 | | | | | | | | | | | | | | 0 | 0 | 0.0% | 5,535,767 | 0 |
| Jun | 2014 | | | | | | | | | | | | | | 0 | 0 | 0.0% | 5,843,999 | 0 |
| Totals | | 658,789 | 1,199,823 | 311,586 | 161,647 | 214,856 | 53,772 | 37,129 | 9,235 | 22,048 | 11,705 | 146,448 | 154,957 | 86,118 | 3,068,113 | | | | |
| Loc total | | | 2,331,845 | | | 268,629 | | 46,364 | | 33,753 | | 301,405 | | | | | | | |
| Loc percent | | | 76.0% | | | 8.8% | | 1.5% | | 1.1% | | 9.8% | | | | | | | |
| FY14 Budget | | 1,300,000 | 2,350,000 | 525,000 | 360,000 | 400,000 | 180,000 | 80,000 | 25,000 | 50,000 | 27,000 | 340,000 | 220,000 | 63,000 | 5,920,000 | | | | |
| % to Budget | | 50.7% | 51.1% | 59.3% | 44.9% | 53.7% | 29.9% | 46.4% | 36.9% | 44.1% | 43.4% | 43.1% | 70.4% | 136.7% | 51.8% | | | | |

PORTS RECEIVABLES

| Month | Year | Current | Over 30 Days | Over 60 Days | Over 90 Days | Total Due | % Past Due 90 Days + | Cash Received |
|-------------------|------|---------|-----------------|-----------------|-----------------|--------------|-------------------------|------------------|
| Jul | 2013 | 441,479 | 51,097 | 4,165 | 35,451 | 532,191 | 6.7% | 701,983 |
| Aug | 2013 | 483,270 | 170,016 | 9,723 | 26,367 | 689,377 | 3.8% | 424,007 |
| Sept | 2013 | 663,422 | 222,248 | 7,068 | 21,888 | 914,626 | 2.4% | 465,477 |
| Oct | 2013 | 471,524 | 259,022 | 25,220 | 28,206 | 783,973 | 3.6% | 667,100 |
| Nov | 2013 | 539,062 | 3,728 | 24,257 | 39,968 | 607,015 | 6.6% | 556,138 |
| Dec | 2013 | 356,386 | 86,445 | 1,108 | 66,768 | 510,707 | 13.1% | 528,133 |
| Jan | 2014 | | | | | 0 | 0.0% | |
| Feb | 2014 | | | | | 0 | 0.0% | |
| Mar | 2014 | | | | | 0 | 0.0% | |
| Apr | 2014 | | | | | 0 | 0.0% | |
| May | 2014 | | | | | 0 | 0.0% | |
| Jun | 2014 | | | | | 0 | 0.0% | |
| YTD Cash Received | | | | | | | | 3,342,837 |

**CITY OF UNALASKA
FY14 AIRPORT REVENUE**

| MONTH | YEAR | MONTHLY LEASES | MISC INCOME | LATE FEES | MONTHLY REVENUE | FY14 YTD REVENUE | % OF BUDGET | FY13 YTD REVENUE | YTD INC/(DEC) |
|-------------|------|-------------------|----------------|--------------|--------------------|---------------------|----------------|---------------------|------------------|
| JUL | 2013 | 41,501 | 0 | 363 | 41,864 | 41,864 | 9.3% | 38,921 | 2,943 |
| AUG | 2013 | 41,693 | 0 | 198 | 41,891 | 83,755 | 18.6% | 76,963 | 6,792 |
| SEP | 2013 | 39,908 | 0 | 219 | 40,127 | 123,882 | 27.5% | 116,915 | 6,967 |
| OCT | 2013 | 40,036 | 0 | 207 | 40,243 | 164,125 | 36.4% | 156,948 | 7,177 |
| NOV | 2013 | 40,116 | 0 | 325 | 40,440 | 204,565 | 45.4% | 195,566 | 8,999 |
| DEC | 2013 | 38,522 | 0 | 333 | 38,854 | 243,420 | 54.1% | 232,952 | 10,467 |
| JAN | 2014 | | | | 0 | 0 | 0.0% | 269,951 | 0 |
| FEB | 2014 | | | | 0 | 0 | 0.0% | 306,823 | 0 |
| MAR | 2014 | | | | 0 | 0 | 0.0% | 343,567 | 0 |
| APR | 2014 | | | | 0 | 0 | 0.0% | 393,769 | 0 |
| MAY | 2014 | | | | 0 | 0 | 0.0% | 433,302 | 0 |
| JUN | 2014 | | | | 0 | 0 | 0.0% | 472,107 | 0 |
| TOTAL | | 241,775 | 0 | 1,644 | 243,420 | | 0.0% | | |
| FY14 BUDGET | | 450,000 | 150 | 150 | 450,300 | | | | |
| % TO BUDGET | | 53.7% | 0.0% | 1096.3% | 54.1% | | | | |

RECEIVABLE BALANCES

| MONTH | YEAR | CURRENT | OVER 30 DAYS | OVER 60 DAYS | OVER 90 DAYS | TOTAL DUE | % PAST DUE 90 DAYS + | CASH RECEIVED |
|-----------|------|---------|-----------------|-----------------|-----------------|--------------|-------------------------|------------------|
| JUL | 2013 | 37,297 | 31,873 | 22,305 | 19,866 | 111,342 | 17.8% | 46,723 |
| AUG | 2013 | 34,212 | 33,214 | 11,309 | 14,475 | 93,210 | 15.5% | 60,598 |
| SEP | 2013 | 37,297 | 33,089 | 12,340 | 16,015 | 98,742 | 16.2% | 33,624 |
| OCT | 2013 | 37,297 | 33,947 | 4,146 | 20,144 | 95,534 | 21.1% | 45,984 |
| NOV | 2013 | 65,909 | 0 | 20,926 | 16,970 | 103,804 | 16.3% | 31,199 |
| DEC | 2013 | 34,212 | 33,214 | 21,894 | 17,294 | 106,614 | 16.2% | 35,418 |
| JAN | 2014 | | | | | 0 | 0.0% | |
| FEB | 2014 | | | | | 0 | 0.0% | |
| MAR | 2014 | | | | | 0 | 0.0% | |
| APR | 2014 | | | | | 0 | 0.0% | |
| MAY | 2014 | | | | | 0 | 0.0% | |
| JUN | 2014 | | | | | 0 | 0.0% | |
| YTD TOTAL | | | | | | | | 253,545 |

FY 14 HOUSING RENTAL REVENUE

| MONTH | YEAR | HOUSING RENTALS | MISC. REVENUE | MONTHLY REVENUE | FY14 YTD REVENUE | % OF BUDGET | FY13 YTD REVENUE | YTD INC/(DEC) |
|-------------|------|--------------------|------------------|--------------------|---------------------|----------------|---------------------|------------------|
| JUL | 2013 | 14,681 | | 14,681 | 14,681 | 6.1% | 20,186 | (5,505) |
| AUG | 2013 | 20,620 | | 20,620 | 35,301 | 14.8% | 39,455 | (4,154) |
| SEP | 2013 | 19,088 | | 19,088 | 54,389 | 22.8% | 53,791 | 598 |
| OCT | 2013 | 24,215 | | 24,215 | 78,604 | 32.9% | 73,855 | 4,748 |
| NOV | 2013 | 14,933 | | 14,933 | 93,536 | 39.1% | 99,452 | (5,916) |
| DEC | 2013 | 24,215 | | 24,215 | 117,751 | 49.3% | 119,130 | (1,379) |
| JAN | 2014 | | | 0 | 0 | 0.0% | 131,875 | 0 |
| FEB | 2014 | | | 0 | 0 | 0.0% | 150,985 | 0 |
| MAR | 2014 | | | 0 | 0 | 0.0% | 169,580 | 0 |
| APR | 2014 | | | 0 | 0 | 0.0% | 189,361 | 0 |
| MAY | 2014 | | | 0 | 0 | 0.0% | 215,241 | 0 |
| JUN | 2014 | | | 0 | 0 | 0.0% | 228,181 | 0 |
| TOTAL | | 117,751 | 0 | 117,751 | | | | |
| FY14 Budget | | 239,040 | 0 | 239,040 | | | | |
| % TO BUDGET | | 49.3% | | 49.3% | | | | |

CITY OF UNALASKA
OPEN CAPITAL PROJECTS AS OF DECEMBER 31, 2013

| PROJECT # | DESCRIPTION | TOTAL BUDGET | PRIOR YEARS EXP | CURRENT YTD EXP | PROJECT TO DATE EXP | ENCUMB. | AVAILABLE BUDGET | FUND |
|--|---|-------------------|--------------------|--------------------|------------------------|------------------|---------------------|------|
| General Government | | | | | | | | |
| A0601 | MAKUSHIN GEOTHERMAL | 4,161,500 | 265,912 | - | 265,912 | 10,676 | 3,884,912 | 3100 |
| GG902 | GIS | 334,900 | 302,888 | 6,142 | 309,030 | 3,430 | 22,440 | 3100 |
| General Government Total | | 4,496,400 | 568,800 | 6,142 | 574,942 | 14,106 | 3,907,352 | |
| Public Safety | | | | | | | | |
| PS301 | PORTABLE GENERATOR | 60,000 | - | - | - | - | 60,000 | 3100 |
| PS401 | DPS PARKING LOT | 400,000 | - | 1,389 | 1,389 | - | 398,611 | 3100 |
| Public Safety Total | | 460,000 | - | 1,389 | 1,389 | - | 458,611 | |
| Public Works | | | | | | | | |
| D0810 | S-CURVE PATHWAYS | 66,000 | 15,000 | - | 15,000 | - | 51,000 | 3100 |
| PW001 | STEWART RD/GILMAN/BIORKA PAVING | 150,000 | - | - | - | - | 150,000 | 3100 |
| PW002 | AIRPORT BEACH RD/BROADWAY MAINT. | - | - | - | - | - | - | 3100 |
| PW003 | BALLYHOO RROAD PAVING CONSTRUCTION | 8,920,000 | 533,399 | 4,001,996 | 4,535,395 | 2,325,829 | 2,058,776 | 3100 |
| PW004 | ILULAQ LAKE DRAINAGE | 1,078,312 | 72,431 | - | 72,431 | - | 1,005,881 | 3100 |
| PW005 | DELTA WAY DRAINAGE | 1,696,000 | 55,014 | - | 55,014 | 28,466 | 1,612,520 | 3100 |
| PW301 | SHORE PROTECTION & EROSION CONTRL | 265,000 | - | - | - | - | 265,000 | 3100 |
| PW302 | VEHICLE REPLACEMENT | 55,000 | - | 57,677 | 57,677 | - | (2,677) | 3100 |
| PW401 | SUMMERS BAY BRIDGE | 1,770,000 | - | - | - | - | 1,770,000 | 3100 |
| PW904 | PAVING MASTER PLAN | 146,856 | 146,856 | - | 146,856 | - | - | 3100 |
| D0518 | FUTURE PAVING PROJECTS | 256,494 | 256,494 | - | 256,494 | - | - | 3400 |
| D9307 | EAST BALLYHOO ROAD DESIGN | 1,047,530 | 1,047,530 | - | 1,047,530 | - | - | 3400 |
| PW202 | BALLYHOO ROAD DRAINAGE & ELECTRICAL | 1,610,000 | 1,575,751 | - | 1,575,751 | - | 34,249 | 3400 |
| PW203 | CITYWIDE MULTIPLE LOCATION DRAINAGE PRJ | 3,450,000 | 86,007 | 10,479 | 96,487 | 1,301,700 | 2,051,813 | 3400 |
| PW204 | PAVEMENT RESURFACING--EXISTING PVMNT DE | 11,230,000 | 3,615,559 | (527,267) | 3,088,293 | 35,658 | 8,106,050 | 3400 |
| PW205 | AIRPORT EXPANSION ROAD | 185,000 | 60,886 | - | 60,886 | 252 | 123,862 | 3400 |
| PW303 | MISC PAVING | 900,000 | 16,279 | 19,176 | 35,455 | 68,824 | 795,721 | 3400 |
| F9301 | S310 PATHWAY DESIGN & ROW'S (pre State) | 237,320 | 237,320 | - | 237,320 | - | - | 3500 |
| D0520 | C.E.M ROAD & UTILITIES CONSTRUCTION | 8,829,047 | 7,187,889 | 3 | 7,187,892 | 1,461,613 | 179,541 | 3600 |
| Public Works Total | | 41,892,559 | 14,906,417 | 3,562,066 | 18,468,483 | 5,222,341 | 18,201,736 | |
| Parks, Culture and Recreation | | | | | | | | |
| PR001 | EXPEDITION PARK ACCES & UPGRADE | 26,500 | 7,341 | - | 7,341 | - | 19,159 | 3100 |
| PR401 | AQUATIC CENTER IMPROVEMENTS | 35,000 | - | - | - | 32,939 | 2,061 | 3100 |
| Parks, Culture and Recreation Total | | 61,500 | 7,341 | - | 7,341 | 32,939 | 21,220 | |
| Education | | | | | | | | |
| SS801 | JR/SR HIGH SCHOOL IMPROVEMENT | 4,950,000 | 4,696,026 | 11,506 | 4,707,533 | - | 242,467 | 3100 |
| Education Total | | 4,950,000 | 4,696,026 | 11,506 | 4,707,533 | - | 242,467 | |

CITY OF UNALASKA
OPEN CAPITAL PROJECTS AS OF DECEMBER 31, 2013

| PROJECT # | DESCRIPTION | TOTAL BUDGET | PRIOR YEARS EXP | CURRENT YTD EXP | PROJECT TO DATE EXP | ENCUMB. | AVAILABLE BUDGET | FUND |
|-----------------------|--------------------------------------|-------------------|--------------------|--------------------|------------------------|------------------|---------------------|------|
| Electric | | | | | | | | |
| EL004 | PRIMARY LINE RELOCATE E2-E3 | 305,775 | 120,719 | - | 120,719 | - | 185,056 | 5010 |
| EL005 | GIS | 130,700 | 119,109 | 3,071 | 122,180 | 5,460 | 3,061 | 5010 |
| EL101 | BERING SEA FISHERIES ELECT. UPGRADE | 21,885 | 6,850 | - | 6,850 | - | 15,035 | 5010 |
| EL201 | BALLYHOO ROAD DRAINAGE & ELECTRICAL | 990,000 | 990,000 | - | 990,000 | - | - | 5010 |
| EL202 | TRANSFORMER REPLACEMENT--ELECT DIST | 63,000 | 36,089 | - | 36,089 | - | 26,911 | 5010 |
| EL203 | COMPLIANCE MANAGEMENT SOFTWARE | 43,000 | 10,490 | - | 10,490 | 28,452 | 4,058 | 5010 |
| EL204 | WESTWARD SEAFOOD UTILITY TIE-IN | 187,500 | 62,625 | 61,005 | 123,630 | 7,764 | 56,106 | 5010 |
| EL205 | AIRPORT EXPANSION UTILITY | 230,000 | 43,113 | 470 | 43,583 | 9,550 | 176,867 | 5010 |
| EL301 | TRANSFORMER UPGRADE | 30,250 | - | - | - | - | 30,250 | 5010 |
| EL303 | 150 KVA TRANSFORMER | 12,329 | - | - | - | - | 12,329 | 5010 |
| EL304 | 500 KVA TRANSFORMER | 19,950 | - | - | - | - | 19,950 | 5010 |
| EL401 | UNISEA METERING CABINET INSTALL | 72,310 | - | - | - | - | 72,310 | 5010 |
| EL402 | TRANSFORMER REPLACEMENTS | 132,000 | - | - | - | - | 132,000 | 5010 |
| EL802 | POWERHOUSE WASTE HEAT RECOVERY | 1,795,500 | 304,609 | 352,195 | 656,805 | 514,988 | 623,708 | 5010 |
| H0801 | APL ELECTRICAL UPGRADES | 306,400 | 219,209 | - | 219,209 | - | 87,191 | 5010 |
| H0802 | PAC STEVE ELECTRICAL UPGRADE | 8,400 | - | - | - | - | 8,400 | 5010 |
| EL302 | POWERHOUSE ENGINE #4 | 3,000,000 | 382,889 | 21,102 | 403,991 | 2,171,450 | 424,559 | 5040 |
| EL403 | POWERHOUSE CONTROL SYSTEM UPGRADE | 561,072 | - | - | - | - | 561,072 | 5040 |
| Electric Total | | 7,910,071 | 2,295,702 | 437,843 | 2,733,545 | 2,737,664 | 2,438,862 | |
| Water | | | | | | | | |
| I0802 | LT2ESWTR EVAL COMPLIANCE STUDY | 155,668 | 155,668 | - | 155,668 | - | - | 5110 |
| I0803 | WELL BACK-UP POWER | 600,000 | - | - | - | - | 600,000 | 5110 |
| WA001 | GIS | 130,785 | 119,683 | 3,071 | 122,754 | 1,505 | 6,527 | 5110 |
| WA201 | ICY LAKE POWER | 90,400 | 84,929 | 206 | 85,134 | 4,000 | 1,266 | 5110 |
| WA202 | WATER SUPPLY DEVELOPMENT--PHASE 1 | 260,000 | 36,090 | 3,845 | 39,935 | - | 220,065 | 5110 |
| WA203 | CT TANK LADDER REPLACEMENT | 30,000 | 29,938 | - | 29,938 | - | 62 | 5110 |
| WA301 | CT TANK INTERIOR PAINT & MAINTENANCE | 155,000 | 101,749 | 4,418 | 106,167 | 576 | 48,257 | 5110 |
| WA302 | AGNES BEACH 12" PANEL | 13,530 | 8,500 | - | 8,500 | - | 5,030 | 5110 |
| WA303 | WATER LID FOR HAYSTACK/RAVEN WAY | 85,400 | - | - | - | - | 85,400 | 5110 |
| WA304 | WATER SUPPLY DEVELOPMENT--PHASE II | 340,000 | - | 288,735 | 288,735 | 68,353 | (17,088) | 5110 |
| WA401 | NIRVANA PUMP STATION SCADA | 74,477 | - | - | - | - | 74,477 | 5110 |
| WA402 | WATER FLOW OPTIMIZATION | 99,500 | - | 14,340 | 14,340 | - | 85,160 | 5110 |
| WA901 | GENERAL'S HILL BOOSTER PUMP | 389,798 | 14,256 | - | 14,256 | - | 375,542 | 5110 |
| WA905 | WATER TREATMENT FACILITY/RD IMPROVEM | 12,663,791 | 475,258 | 1,568,841 | 2,044,099 | 366,823 | 10,252,869 | 5110 |
| Water Total | | 15,088,349 | 1,026,070 | 1,883,457 | 2,909,527 | 441,257 | 11,737,565 | |

CITY OF UNALASKA
OPEN CAPITAL PROJECTS AS OF DECEMBER 31, 2013

| PROJECT # | DESCRIPTION | TOTAL BUDGET | PRIOR YEARS EXP | CURRENT YTD EXP | PROJECT TO DATE EXP | ENCUMB. | AVAILABLE BUDGET | FUND |
|--------------------------------|--|-------------------|--------------------|--------------------|------------------------|-------------------|---------------------|------|
| Wastewater | | | | | | | | |
| WW001 | GIS | 130,700 | 119,109 | 3,071 | 122,180 | 1,505 | 7,016 | 5210 |
| WW004 | SCADA COMPUTER-RADIO SURVEY | 116,580 | 37,690 | - | 37,690 | - | 78,890 | 5210 |
| WW101 | SEWER LIFT STATION PANEL REPLACE 2&3 | 199,550 | 188,248 | - | 188,248 | - | 11,302 | 5210 |
| WW201 | SEWAGE PUMP STATION #3 FORCE MAIN UPGR | 411,000 | 27,062 | 720 | 27,782 | 44,899 | 338,319 | 5210 |
| WW202 | SEW LIFT STATION PANEL REPLACE 5&8 | 209,530 | 200,235 | - | 200,235 | - | 9,295 | 5210 |
| WW301 | CONNECT LIFT #4 TO SCADA | 88,260 | 147 | 47,476 | 47,623 | 20,399 | 20,238 | 5210 |
| WW302 | SEWER LID HAYSTACK/RAVEN WAY | 487,400 | - | - | - | - | 487,400 | 5210 |
| WW303 | LIFT STATION PANEL REPLACEMENT | 121,000 | 268 | 68,631 | 68,899 | 24,199 | 27,902 | 5210 |
| J0519 | WWTP IMPROVEMENTS | 28,224,119 | 8,025,831 | 4,263,511 | 12,289,343 | 14,749,175 | 1,185,601 | 5220 |
| Wastewater Total | | 29,988,139 | 8,598,590 | 4,383,409 | 12,981,999 | 14,840,177 | 2,165,964 | |
| Solid Waste | | | | | | | | |
| SW101 | CELL 2-1 DESIGN | 9,290,096 | 387,200 | 6,985 | 394,185 | 215,333 | 8,680,577 | 5310 |
| SW201 | TEMPORARY COVER--CELLS 1-3 & OLD LNDFL | 500,000 | 532 | - | 532 | - | 499,468 | 5310 |
| SW203 | BAILER REHABILITATION | 100,000 | 62,143 | - | 62,143 | - | 37,857 | 5310 |
| SW901 | SUMMER BAY ROAD RE-ALIGNMENT--ENG | 1,660,000 | 1,401,155 | - | 1,401,155 | 11,967 | 246,878 | 5310 |
| SW902 | LEACHATE FLOW LEVELING | 8,131,015 | 7,278,013 | 534,536 | 7,812,550 | 175,612 | 142,853 | 5310 |
| SW801 | LANDFILL DEVELOPMENT PLAN PHASE II | 600,000 | 414,782 | - | 414,782 | - | 185,219 | 5320 |
| Solid Waste Total | | 20,281,111 | 9,543,826 | 541,522 | 10,085,348 | 402,912 | 9,792,851 | |
| Ports and Harbors | | | | | | | | |
| L0702 | BOB STORRS SBH BATHROOMS | - | - | - | - | - | - | 5410 |
| PH001 | UMC POSITION 4-7 SURFACE REPAIR | - | - | - | - | - | - | 5410 |
| PH002 | POSITION 4-7 FENDER SYSTEM REPAIR | 1,195,000 | 1,163,542 | - | 1,163,542 | 4,289 | 27,169 | 5410 |
| PH003 | UMC BACKREACH GRADING/DRAINAGE/PAV | 1,740,000 | 478,160 | 666,276 | 1,144,436 | 207,785 | 387,779 | 5410 |
| PH201 | DREDGE ENTRANCE CHANNEL--(COE RECON) | 100,000 | - | - | - | - | 100,000 | 5410 |
| PH202 | MOORING BOUY | 432,804 | 392,660 | - | 392,660 | - | 40,144 | 5410 |
| PH301 | UMC DOCK REPLACEMENT AND EXPANSION | 980,000 | - | - | - | - | 980,000 | 5410 |
| PH302 | USCG PHONE/UTILITY BUILD SIDING REPLMENT | 55,000 | 53,750 | - | 53,750 | - | 1,250 | 5410 |
| PH303 | ROBERT STORRS SM BOAT IMPROVEMENT | 3,662,107 | 20,597 | 16,948 | 37,545 | 1,072 | 3,623,490 | 5410 |
| PH401 | HIGHMAST LIGHTS AND LED | 1,411,000 | - | - | - | - | 1,411,000 | 5410 |
| PH905 | SBH FLOAT REPAIR/REPLACEMENT | 100,000 | - | - | - | - | 100,000 | 5410 |
| L0601 | C.E.M.--OUTER HARBOR CONSTRUCTION | 4,500,000 | 4,331,580 | - | 4,331,580 | - | 168,420 | 5420 |
| L9802 | C.E.M.--INNER HARBOR/UPLANDS CONSTR | 32,335,513 | 32,014,004 | - | 32,014,004 | 307,543 | 13,966 | 5420 |
| Ports and Harbors Total | | 46,511,424 | 38,454,293 | 683,223 | 39,137,516 | 520,690 | 6,853,218 | |

**CITY OF UNALASKA
OPEN CAPITAL PROJECTS AS OF DECEMBER 31, 2013**

| PROJECT # | DESCRIPTION | TOTAL BUDGET | PRIOR YEARS EXP | CURRENT YTD EXP | PROJECT TO DATE EXP | ENCUMB. | AVAILABLE BUDGET | FUND |
|-----------------------|-------------------------------------|------------------|--------------------|--------------------|------------------------|----------------|---------------------|------|
| <i>Airport</i> | | | | | | | | |
| AP301 | AIRPORT PARKING LOT IMPROVEMENT | 370,000 | 27,035 | 2,518 | 29,552 | 262,168 | 78,280 | 5510 |
| AP302 | AIRPORT HANDICAP RAMP | 50,000 | 43,495 | - | 43,495 | - | 6,505 | 5510 |
| AP401 | TOM MADSEN AIRPORT CONTROL UPGRADES | 65,000 | - | 3,000 | 3,000 | 19,468 | 42,532 | 5510 |
| | Airport Total | 485,000 | 70,530 | 5,518 | 76,048 | 281,636 | 127,316 | |
| <i>Housing</i> | | | | | | | | |
| EH301 | 4-PLEX BOILER ROOM ADDITION | 150,000 | 81,007 | - | 81,007 | - | 68,993 | 5610 |
| N0701 | DIRECTOR HOUSING | 992,296 | 17,379 | - | 17,379 | - | 974,917 | 5620 |
| | Housing Total | 1,142,296 | 98,386 | - | 98,386 | - | 1,043,910 | |
| | | 173,266,849 | 80,265,983 | 11,516,074 | 91,782,056 | 24,493,721 | 56,991,072 | |
| | | - | - | - | - | - | - | |

**City of Unalaska
Parks, Culture and Recreation Advisory Committee
November 18, 2013
Meeting Minutes**

Minutes

- I. Meeting called to order by Chair – Matt Lightner at 5:35pm**
- II. Roll Call: Present – Chair Matt Lightner, Vice Chair Kelly Stiles; Members: Karie Wilson, Eric Andersen, Joanne Villamor. Absent: Excused – Heather Ley and Student Rep. vacant. Quorum established.**
- III. Recognition of Visitors: None**
- IV. Additions and Approval of Agenda: Motion by Stiles to approve agenda as amended by adding Resolution 2014-01 to New Business, second by Villamor. Passed Unanimously.**
- V. Additions and Approval of Meeting Minutes of October 22, 2013. Motion by Villamor, second by Stiles to approve meeting minutes of October 22, 2013. Passed Unanimously.**
- VI. Directors Report**
- VII. Hawley briefly went over the October monthly reports and programs. Hawley reported that October was busy with all fall programming under way. There were a number of special events during October that were extremely well attended that included the Pumpkin Plunge at the Aquatic Center and Halloween events at the Community Center and Library. Hawley mentioned that youth basketball was going very well; adult volleyball, youth afterschool programming, swim meets, youth art and music programs and survival training class were all successful. Hawley stated that the Martin Luther King Day Celebration Committee has begun their planning meetings. Hawley mentioned the replacement pickup of the current 1997 Ford 150 was ordered. The PCR staff attended training at the NRPA Directors School. The Library has ordered two new AWE Education Stations for the Children's Room and they should arrive and be installed in November. Hawley stated that the new Recreation Coordinator Carlos Tayag has started and he has done a very good job and has been well received by parents and community. Hawley stated that his retirement date has changed from December to January 15, 2014 and that the city has received numerous applications.**
- VIII. Old Business**
 - a. Personnel Position Openings:**
 - i. Hawley said PCR was interviewed and hired Rose Seville as the new Recreation Assistant and Mayumi Conwell as the new Library Assistant.**
 - ii. Hawley mentioned the Lifeguard Class has ended with hopefully three new Lifeguards being able to begin once they pass their written test.**

- iii. The Student Advisory Committee Representative decided they were too busy to apply but there is another interested student who said they would get their letter of interest in and pick up an application at City Hall to hopefully be appointed by January 1, 2014.

b. Aquatic Center Assessment:

Architects Alaska has visited the Aquatic Center and held a meeting to discuss their scope of work to be completed at the Aquatic Center. Hawley mentioned it was a very productive meeting and we should have their preliminary findings and cost estimates by the end of December. Their timetable is to complete their contract by the end of January. This will enable us to move forward regarding the 2015 CMMP nominations.

IX. New Business

New City Web Page

- i. Hawley said the new City Web Page is now up and running and to please check it out and let him know if there is anything that could or should be added.
- ii. Hawley discussed the Aquatic Center Assessment and CMMP process to keep the project moving forward. After much discussion Motion by Stiles, second by Wilson to approve Resolution 2014-01 as amended. Passed Unanimously.

X. Visitor and Committee Comments

- a. Visitors – none
- b. Committee Members: Wilson asked about volleyball scheduling to see if in the future it could be at opposite times of the high school volleyball as it would allow high school students to play in the league. Discussion on having an adult coach for every youth team as it would help the high school students with knowing how to handle different situations with younger kids and parents. Hawley said he would bring their concerns up in his Managers meetings for discussion and consideration.
- c. Next meeting: December 16, 2013

XI. Adjournment: Motion by Wilson, second by Villamor to adjourn meeting at 6:37pm. Passed Unanimous

***Manager's Report
Regular City Council Meeting
January 28, 2014***

1. **Public Works Director:** I will be acting as the director until we can get a new director hired. This is not optimal but with the crew at public works it can be accomplished. I have been spending time getting up to speed on the projects so there will be no lag time. There are many balls in the air and we will work to make sure nothing slips through the cracks.
2. **Admiral Ostebo and Admiral Zukundft visited on Thursday:** They dropped in to see the mayor and I for an hour. They talked about the Alaska Shield 2014 operation the Coast Guard is undertaking this summer in response to Arctic drilling activities by Shell. Admiral Zukundft is the Pacific Commander for the Coast Guard. We also talked about making Unalaska a family duty station and the changes Shell is making prior to drilling this summer. For instance the Noble Discoverer has been retrofitted with new engines and associated drilling equipment to make it more Arctic ready. They had problems with the engines two years ago. Supposedly the containment dome, in the event oil spews out of the well head, will be ready this summer. And the Polar Pioneer will be the back up rig in the event there is a failure associated with the Noble Discoverer. I believe they also visited with the sailors on the Munro that was in town Thursday.
3. **Director Position Openings:** We have a Public Works Director candidate coming to Unalaska for an interview on February 2, 2014. His name is Stephen Miko and lives in North Carolina he has worked as a Public Works director as well as military installations for a private contractor.
4. **Finance Director:** Patricia Soule will start work on Monday morning. Karl Swanson will be back in Unalaska next Wednesday to provide assistance with the hand off of the position.
5. **Corps of Engineers Arctic Port Study:** We will be working with Northern Economics to comment on the study and subsequent EIS activities. The report is expected out in Mid March with a 60 day public comment period.
6. **LNG:** Mike has completed a draft of his review of the LNG report by WesPac. We are planning a teleconference next week and when Mike is here in February we will have a public meeting on the results and possible next steps.
7. **Legislative Session:** The session is off and running. There is a \$2 billion dollar deficit this current fiscal year with the same next year. Prepare for impacts. The first new issue in town is that the Troopers are planning to move the State Patrol Vessel Stimson to Kodiak. In the governor's budget they show a savings of \$500,000 by making the move. So the number one commercial fishing port in the Nation is left without an enforcement vessel. We will be working with our legislators to address the issue. The unfunded PERS liability will also be on the radar screen. During a time of reduced revenues the State is talking about the largest projects in their history. Gas pipeline, Susitna Dam, KUBATA bridge to nowhere.....PERS liability. You add them up and the calculator doesn't have enough zeros. It is going to be a challenge. Not to mention no money is expected from the Federal side either.

CITY OF UNALASKA
UNALASKA, ALASKA

ORDINANCE 2014-01

ORDINANCE 2013-14 CREATING BUDGET AMENDMENT NO. 5 TO THE FY14 OPERATING BUDGET TO INCREASE AMBULANCE REVENUE AND INCREASE OTHER PROFESSIONAL SERVICES FOR THIRD PARTY MEDICAL BILLING SERVICES.

BE IT ENACTED BY THE UNALASKA CITY COUNCIL

Section Classification: This is a non-code ordinance.
Section Effective Date: This ordinance becomes effective upon adoption.
Section Content: The City of Unalaska FY14 Budget is amended as follows:

- A. That the following sums of money are hereby accepted and the following sums of money are hereby authorized for expenditure.
B. The following are the changes by account line item:

Amendment No. 5 to Ordinance #2013-09

| | <u>Current</u> | <u>Requested</u> | <u>Revised</u> |
|----------------------|----------------|------------------|----------------|
| I. OPERATING BUDGET | | | |
| A. General Fund | | | |
| Revenues | | | |
| Charges for Services | 265,400 | 38,425 | 303,825 |
| Expenditures | | | |
| Public Safety | 5,244,901 | 5,075 | 5,249,976 |

PASSED AND ADOPTED BY A DULY CONSTITUTED QUORUM OF THE UNALASKA CITY COUNCIL
THIS _____ DAY OF JANUARY 2014.

MAYOR

ATTEST;

CITY CLERK

**Summary of Budget Amendment
and Schedule of Proposed Accounts**

- 1) **Public Safety** - This request is to cover the cost of using a third party medical billing service to charge patients for ambulance service. This will be funded by the collections from the patients for ambulance service.

| | <u>Org</u> | <u>Object</u> | <u>Project</u> | <u>Current</u> | <u>Requested</u> | <u>Revised</u> |
|--|------------|---------------|----------------|----------------|------------------|----------------|
| <u>General Fund - Public Safety</u> | | | | | | |
| <u>Sources:</u> | | | | | | |
| Ambulance Service Fees | 0101 1042 | 43250 | | 5,000 | 38,425 | 43,425 |
| <u>Uses:</u> | | | | | | |
| Other Professional Svs | 0102 1552 | 53300 | | 23,770 | 5,075 | 28,845 |

MEMORANDUM TO COUNCIL

TO: MAYOR AND CITY COUNCIL MEMBERS
FROM: JAMIE SUNDERLAND, PUBLIC SAFETY DIRECTOR
THRU: CHRIS HLADICK, CITY MANAGER
FROM: DEPARTMENT OF PUBLIC SAFETY
DATE: 1/9/14
RE: BUDGET AMENDMENT ORDINANCE 2014-01

SUMMARY: During the January 14, 2014 meeting, we will be discussing the budget amendment request necessary to record revenues and expenses associated with ambulance billing.

PREVIOUS COUNCIL ACTION: This issue was discussed in the November 12, 2013 meeting when a change to the fee schedule for ambulance billing was approved. This action would reflect the change in the budget.

BACKGROUND:

- 1) Previously, ambulance billing was done by IFHS. Our new method involves using a third party to bill for ambulance services. This is combined with a new fee schedule for the service:

| <u>Ambulance Fees</u> | |
|-----------------------|--------------|
| Loaded Mileage | \$11.00/mile |
| BLS | \$300.00 |
| BLS-E | \$500.00 |
| ALS1 | \$600.00 |
| ALS2 | \$800.00 |

- 2) Under the agreement with System Design West (SDW) the Division of Fire and EMS will pay SDW monthly for billing services per patient transported plus actual postage in accordance with the following sliding scale:

| <u>Number of transports billed</u> | <u>Cost Each</u> |
|------------------------------------|------------------|
| 1-10 | \$35.00 |
| 11-20 | \$30.00 |
| 21 plus | \$25.00 |

3) The average annual medical call volume is approximately 290 combined ambulance and medevac calls. This is an average of 24 calls per month, which would result in an estimated 145 calls for the remainder of FY 14.

DISCUSSION:

- 1) Based on the numbers outlined above and in previous information presented to council it is estimated that ambulance billing for the remainder of FY 14 will result in expenses for the Division of Fire and EMS under budget line item 0102155253300 “Other Professional Services” in the amount of \$5075.
- 2) With a conservative 60% collection rate and this service will generate \$43,500.00 of revenue which will be received into the general fund accounts receivable line item 0101104243250 “Ambulance Service Fees”.
- 3) While this results in net revenue of \$38,425.00 it is necessary to increase the Division of Fire and EMS budget by \$5075.00 under the budget line item for “Other Professional Services” in order to pay for the billing services received.

ALTERNATIVES:

- 1) Modify the budget in another manner.
- 2) Take no action to modify the budget.

FINANCIAL IMPLICATIONS: Changes to the operating budget are necessary to reflect this new billing method.

LEGAL: We are following a contract with the vendor and this action reflects best management practices.

STAFF RECOMMENDATION: Staff recommends the Council approve the budget amendment.

PROPOSED MOTION: Request a motion to approve Ordinance 2014-01.

CITY MANAGER’S COMMENTS: I recommend approval.

CITY OF UNALASKA
UNALASKA, ALASKA

RESOLUTION 2014-12

A RESOLUTION OF THE CITY COUNCIL OF THE CITY OF UNALASKA
AUTHORIZING THE CITY MANAGER TO ENTER INTO AN AGREEMENT WITH
NORTHERN ALASKA CONTRACTORS, LLC FOR THE CONSTRUCTION OF
THE LANDFILL CELLS 2-I & 2-II EXPANSION PROJECT IN THE AMOUNT OF
\$3,919,940

WHEREAS, the City of Unalaska has determined that, to promote the health and well-being of our community, expansion of the Solid Waste Landfill is necessary, and

WHEREAS, the City of Unalaska has adopted a Capital Budget which includes funding for the construction of the Landfill Expansion Phase II Project – Cells 2-I & 2-II Construction; and

WHEREAS, the project was advertised for over thirty days and three bids were received; and

WHEREAS, Northern Alaska Contractors, LLC, an experienced construction firm, was found to be the lowest responsive bidder;

NOW, THEREFORE, BE IT RESOLVED that the City Council of the City of Unalaska authorizes the City Manager to enter into an agreement with Northern Alaska LLC for the construction of the Landfill Cells 2-I & 2-II Expansion Project in the amount of \$3,919,940.

PASSED AND ADOPTED BY A DULY CONSTITUTED QUORUM OF THE
UNALASKA CITY COUNCIL THIS 28TH DAY OF JANUARY 2014.

MAYOR

ATTEST:

CITY CLERK

MEMORANDUM TO COUNCIL

TO: MAYOR AND CITY COUNCIL MEMBERS
THRU: CHRIS HLADICK, CITY MANAGER
FROM: DAN WINTERS, DIRECTOR OF PUBLIC UTILITIES
DATE: JANUARY 28, 2014
RE: RESOLUTION 2014-12, A RESOLUTION OF THE CITY COUNCIL OF THE CITY OF UNALASKA AUTHORIZING THE CITY MANAGER TO ENTER INTO AN AGREEMENT WITH NORTHERN ALASKA CONTRACTORS, LLC FOR THE CONSTRUCTION OF THE LANDFILL CELLS 2-I & 2-II EXPANSION PROJECT IN THE AMOUNT OF \$3,919,940.

SUMMARY: Resolution 2014-12 authorizes the City Manager to enter into an agreement with Northern Alaska Contractors, LLC for the construction of the Landfill Cells 2-I & 2-II Expansion Project in the amount of \$3,919,940. The Engineer's Estimate for the project was \$4,927,000.

PREVIOUS COUNCIL ACTION: Council has approved three budget amendment requests to fund this project, and has applied for and accepted a Loan from the Alaska Department of Environmental Conservation to help cover costs:

- Ordinance 2008-01 adopted January 29, 2008, transferred \$350,000 from the Landfill Cell 4 Project K0501 into the Landfill Expansion Phase II Project SW801.
- Ordinance 2008-16 adopted September 9, 2008, transferred \$250,000 from the Landfill Cell 4 Project K0501 to the Landfill Expansion Phase II Project SW801.
- Ordinance 2010-04 adopted on May 25, 2010, transferred \$425,000 from the Enterprise Fund to the Cell 2-1 and 2-2 Project for design.
- Resolution 2011-13 authorizing the City of Unalaska Staff to prepare a loan application to the Alaska Department of Environmental Conservation Clean Water Fund for the amount, not to exceed \$8,788,200.
- Ordinance 2013-12 adopted the FY2014 Capital and Operating Budgets for the City of Unalaska on May 28, 2013.
- Resolution 2013-81, adopted on December 17, 2013, accepted the loan from the ADEC.

BACKGROUND: Progress to date on the Landfill Expansion Phase II Project includes the completed realignment of Summer Bay Road, an analysis of permitting and other issues surrounding the Phase II expansion, the development of a Phase I Closure Plan, the development of a WWTP Facility Plan and a Leachate Management Plan, and the

construction of the Leachate Management Facility. The final project included as part of the Landfill Expansion is the subject construction of the two new cells, Cells 2-I and 2-II.

DISCUSSION: This final phase in the overall Landfill Expansion project is the culmination of years of effort on the part of the City of Unalaska. The proposed Resolution will award the construction of the two new cells to Northern Alaska Contractors, LLC. The principals of Northern Alaska Contractors, LLC are the same as Northern Mechanical, who have performed most of the construction work at the Landfill to date.

Cells 2-1 & 2-II will be constructed over the footprint that Summer Bay Road took before its realignment towards the beach. These cells will be located west of the existing Cells 1, 2, and 3 and north of the Baler Building. An engineer's drawing is attached.

This construction project consists of civil site work, drainage relocation, the installation of a non-penetration liner system, and the installation of dual submersible pumps which will pump the cell's leachate to the recently constructed Leachate Management Facility.

The schedule for the construction of Cells 2-1 and 2-2 is as follows:

- Bid award will be on January 28, 2014.
- Substantial completion on September 30, 2014.
- Final completion on October 30, 2014.

The two cells constructed have an estimated life of 19 years.

ALTERNATIVES: Council could choose to reject the bids and re-advertise the project, however, the awarded amount is under the Engineer's Estimate for the work and Staff does not deem this course of action prudent.

FINANCIAL IMPLICATIONS: The total budget for this project is \$9,290,095, leaving a significant budgetary surplus. Any loan funds not utilized may be returned to the ADEC.

The latest engineering estimate for cost of construction of Cells 2-1 and 2-2 is \$3,919,940. With the addition of \$261,213 for design, 15% for contingency, and 15% for construction engineer inspection and design services during construction is added, the total estimated cost for this project to date is \$5,685,078. With the addition of the loan amount of \$8,788,200 to the available revenue, this projects budget will have an excess of \$3,605,017, as the Table below exhibits.

Project Costs:

| | | |
|-----------------------------|-------------|-------------|
| Design | \$261,213 | |
| Construction | \$3,919,940 | |
| Permitting | \$25,825 | |
| Contingency (15%) | \$739,050 | |
| CEI/Eng During Const. (15%) | \$739,050 | |
| TOTAL COST | | \$5,685,078 |

Current Funding:

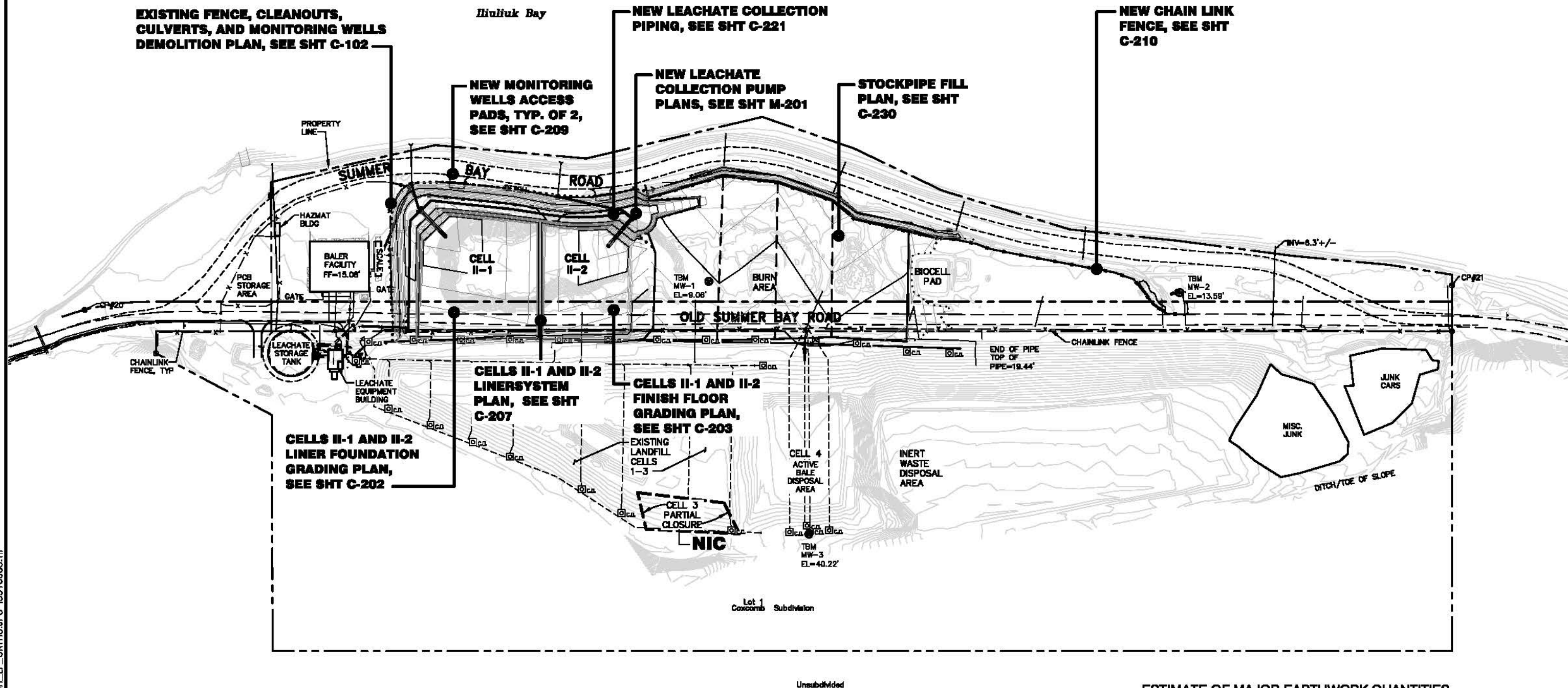
| | | |
|----------------------------|-------------|---------------------|
| 2009 State Grant | \$76,895 | |
| 2012 Legislative Grant | \$0 | |
| Loan | \$8,788,200 | |
| *GF Designation | | |
| Enterprise Fund | \$425,000 | |
| TOTAL REVENUE | | \$9,290,095 |
| TOTAL PROJECT NEED: | | -\$3,605,017 |

LEGAL: The City Manager will determine whether a legal opinion is required.

STAFF RECOMMENDATION: Staff recommends Council approve the subject Resolution.

CITY MANAGER'S COMMENTS: I recommend approval of the Resolution 2014-12.

User: DSQUER Dec 09, 2013 - 10:28am
Drawing: K:\JOBS\211042 CELLS 2-1 & 2-2\ACAD-DESIGN\CELL II-1 II-2 DESIGN\95PERCENT_BESC\211042_G4.DWG - Layout: G4
Xrefs: (DIESEL evaluation failed) - Images: BHCLOGO BW.JPG DUTCH_LF_ORTHO.JPG 153166G3.TIF




- ESTIMATE OF MAJOR EARTHWORK QUANTITIES**
FOR INFORMATIONAL PURPOSES ONLY - CONTRACTOR RESPONSIBLE FOR THE MATERIALS AND QUANTITIES USED FOR BIDDING PURPOSES. REFER TO DRAWINGS AND SPECIFICATIONS FOR DETAILS.
- SHOT ROCK STOCKPILE - 46,860 CY
 - QUARRY SPALLS - 3,840 TONS (BASED ON 2,400 CY)
 - LINER FOUNDATION MATERIAL - 4,580 (BASED ON 123,000 SF FLOOR AREA)
 - DRAIN ROCK - 9,820 CY
 - D-1 AGGREGATE/SURFACE COURSE - 1,500 CY.

FOR CONSTRUCTION

| REVISIONS | | | | |
|-----------|------|----|-------------|--|
| NO. | DATE | BY | DESCRIPTION | |
| | | | | |
| | | | | |
| | | | | |

Bristol
ENGINEERING SERVICES
CORPORATION
Phone (907) 563-0013 Fax (907) 563-6713
Project No. 211042



BHC
CONSULTANTS
BHC Consultants, LLC
720 Third Avenue, Suite 1200
Seattle, Washington 98104-1620



| CITY OF UNALASKA CELLS II-1 & II-2 LANDFILL EXPANSION | | | | | SHEET |
|--|---------------|--------------|------------|----------------|---------------|
| SITE PLAN | | | | | G-4 |
| SCALE: SHOWN | DESIGNED: FJV | CHECKED: FJV | DRAWN: DES | DATE: 11/15/13 | SHEET 4 OF 43 |

CITY OF UNALASKA, ALASKA
Department of Public Works & Department of Public Utilities
Landfill Cells 2-I & 2-II Expansion Project
January 23, 2014
2:00 p.m.

| Contractor / Business Name | Bid Form Used? | Addenda Acknowledgement | | | Bid Bond | Licenses | | Statement of Qualifications of Subcontractor | Item 1 Site Mob/Demob | Item 2 Site Prep & Earthwork | Item 3 Liner System | Item 4 Leachate Collection & Conveyance System | Item 5 Over Excavation & Backfill | Item 6 Site Restoration, Cleanup, Record Drawings | Item 7 Provide, Install, & Compact 2" to 8" Quarry Spalls | Total Bid |
|----------------------------|----------------|-------------------------|-------|-------|----------|------------------|----------------|--|--------------------------|---------------------------------|------------------------|---|--------------------------------------|--|--|-----------------|
| | | No. 1 | No. 2 | No. 3 | | State Contractor | State Business | | | | | | | | | |
| Nor. AK Contractors | x | x | x | x | x | x | x | | \$ 280,000.00 | \$ 1,533,000.00 | \$ 968,000.00 | \$ 806,000.00 | \$ 59,500.00 | \$ 20,000.00 | \$ 253,440.00 | \$ 3,919,940.00 |
| Ridge Contracting | x | x | x | x | x | x | x | | \$ 860,000.00 | \$ 1,500,000.00 | \$ 1,075,000.00 | \$ 875,000.00 | \$ 51,000.00 | \$ 40,000.00 | \$ 115,200.00 | \$ 4,516,200.00 |
| Bryce Inc | x | x | x | x | x | x | x | | \$ 420,000.00 | \$ 1,696,000.00 | \$ 1,700,000.00 | \$ 1,140,000.00 | \$ 42,500.00 | \$ 125,000.00 | \$ 122,880.00 | \$ 5,246,380.00 |
| | | | | | | | | | | | | | | | | \$ - |
| | | | | | | | | | | | | | | | | \$ - |
| | | | | | | | | | | | | | | | | \$ - |
| | | | | | | | | | | | | | | | | \$ - |
| | | | | | | | | | | | | | | | | \$ - |

Grace Magpantay
Witness

Lori Gregory
Witness

Robert Lund
Witness

CITY OF UNALASKA
UNALASKA, ALASKA

RESOLUTION NO. 2014-15

A RESOLUTION OF THE UNALASKA CITY COUNCIL AUTHORIZING THE CITY MANAGER TO REJECT THE BIDS FOR THE UNALASKA CITY SCHOOL MASTER CLOCK AND PA SYSTEM UPGRADES PROJECT.

WHEREAS, the City of Unalaska solicited quotes for the Unalaska School Master Clock and PA System Upgrades Project; and

WHEREAS, the City received three bids for the Unalaska School Master Clock and PA System Upgrades Project from Premier Electric for \$317,410; from Electric International, LLC for \$299,750 and from Imig Audio/Visual for \$77,365.71; and

WHEREAS, the discrepancies in the bid numbers lead the City to review the content of the RFQ and the description of the overall project scope of work; and

WHEREAS, the City has determined that changes are required to modify and clarify the scope of work and re-bid the project; and

WHEREAS, both the bid documents and the City's ordinances at UCO 6.24.040(A) permit the City to reject any and all bids.

NOW THEREFORE BE IT RESOLVED THAT the Unalaska City Council hereby authorizes the City Manager to reject all bids for the construction of the Unalaska School Master Clock and PA System Upgrades Project and re-bid the project.

PASSED AND ADOPTED BY A DULY CONSTITUTED QUORUM OF THE UNALASKA CITY COUNCIL THIS 28TH DAY OF JANUARY 2014.

MAYOR

ATTEST:

CITY CLERK

MEMORANDUM TO COUNCIL

TO: MAYOR AND CITY COUNCIL MEMBERS
FROM: CHRIS HLADICK, CITY MANAGER
FROM: DAVE KEMP, P.E. DIRECTOR OF PUBLIC WORKS AND PUBLIC UTILITIES
DATE: FEBRUARY 12, 2004
RE: REJECTION OF BIDS FOR STEWARD ROAD BRIDGE REPLACEMENT PROJECT

SUMMARY: This memo is to request the rejection of all bids for the Steward Road Bridge Replacement Project.

PREVIOUS COUNCIL ACTION: On June 8, 1999 via Ordinance No. 99-08, council approved a budget for the Steward Road Bridge Replacement Project in the amount of \$100,000. On June 12, 2001 via Ordinance No. 2001-09, council approved additional funds in the amount of \$1,031,500 for the project. On December 11, 2002 via Ordinance No. 2002-18, council approved an additional \$89,300 for the project. The total funding for the entire project is \$1,220,800.

BACKGROUND: This project is part of the long-term capital improvement plan.

DISCUSSION: The engineer's estimate for the construction of this project was \$1,061,005. Northern Mechanical submitted a bid of \$1,804,263 and West Construction submitted a bid of \$1,095,650.

ALTERNATIVES: The alternative is to accept this bid and construct the project as originally scheduled.

FINANCIAL IMPLICATIONS: None.

LEGAL:

STAFF RECOMMENDATION: Staff recommends that these bids be rejected.

PROPOSED MOTION: Move to adopt Resolution # 2004-06.

CITY MANAGER'S COMMENTS:

MEMORANDUM TO COUNCIL

TO: MAYOR AND CITY COUNCIL MEMBERS
FROM: NANCY PETERSON, DIRECTOR OF PUBLIC WORKS
THRU: CHRIS HLADICK, CITY MANAGER
DATE: JANUARY 23, 2014
RE: **RESOLUTION 2014-15 - AUTHORIZING THE CITY MANAGER TO REJECT ALL BIDS FOR THE UNALASKA SCHOOL MASTER CLOCK AND PA SYSTEM UPGRADES PROJECT.**

SUMMARY: The City solicited quotes for the School Master Clock and PA System Upgrades project in December 2013. Three bids were received for the project:

| | |
|-----------------------------|--------------|
| Premier Electric | \$317,410.00 |
| Electric International, LLC | \$299,750.00 |
| Imig Audio/Visual | \$ 77,365.71 |

Due to the discrepancies in the bid amounts, the staff re-evaluated the bid documents and has determined that the scope of work was not clearly defined regarding the replacement of an existing system and use of existing wiring, verses installing a brand new system with all new wiring.

Staff therefore is recommending that all bids be rejected, the bid documents be modified to more clearly define the scope of work, and the project be re-bid.

PREVIOUS COUNCIL ACTION: Council has not taken any previous actions regarding this project.

BACKGROUND:

DISCUSSION:

ALTERNATIVES: Due to the discrepancies in the bid prices, staff does not recommend an alternative to rejecting the bids.

FINANCIAL IMPLICATIONS: There are no financial implications to rejecting the bids.

LEGAL: The City Attorney has reviewed and approved the bid rejection recommendation.

STAFF RECOMMENDATION: DPW staff recommends approving this Resolution to reject the bids from the Unalaska School Master Clock and PA System Upgrade project.

PROPOSED MOTION: I move to approve Resolution #2014-15.

CITY MANAGER'S COMMENTS: Rejecting the bids is in the best interest of the City.

Attachments:

1. Unalaska School Master Clock and PA System Upgrade project Bid Tab.

CITY OF UNALASKA, ALASKA
Department of Public Works & Department of Public Utilities
Unalaska School Master Clock & PA System Upgrade
December 31, 2013

2:00 p.m.

| Contractor / Business Name | Bid Form Used? | Addenda Acknowledgement | Licenses | | Total Bid |
|-----------------------------|----------------|-------------------------|------------------|----------------|--------------|
| | | No. 1 | State Contractor | State Business | |
| Electric International, LLC | Y | Y | 37871 | 971012 | \$299,750.00 |
| Premier Electric | Y | N | 36223 | 957888 | \$317,410.00 |
| IMIG Audio/Visual | Y | Y | 38194 | 8999 | \$ 77,365.71 |

Lori Gregory
 Witness

Elizabeth Masoni
 Witness

CITY OF UNALASKA
UNALASKA, ALASKA

ORDINANCE 2014-02

ORDINANCE 2014-02 CREATING BUDGET AMENDMENT NO. 6 TO THE FY14 OPERATING AND CAPITAL BUDGETS BY TRANSFERRING FUNDS FROM VARIOUS PAVING PROJECTS TO CREATE THE 2014 PAVING CAPITAL PROJECT PW402; INCREASE THE LIBRARY REVENUES AND EXPENDITURES FOR THE OWL GRANT; INCREASE THE FACILITY MAINTENANCE DIVISION BUDGET; AND BUDGET FOR TWO COMMUNITY COASTAL IMPACT ASSISTANCE GRANTS.

BE IT ENACTED BY THE UNALASKA CITY COUNCIL

Section Classification: This is a non-code ordinance.
Section Effective Date: This ordinance becomes effective upon adoption.
Section Content: The City of Unalaska FY14 Budget is amended as follows:

- A. That the following sums of money are hereby accepted and the following sums of money are hereby authorized for expenditure.
B. The following are the changes by account line item:

Amendment No. 6 to Ordinance #2013-09

| | Current | Requested | Revised |
|--|-----------|-------------|-----------|
| I. OPERATING BUDGET | | | |
| A. General Fund | | | |
| Revenues | | | |
| Intergovernmental Revenues | - | 8,501 | 8,501 |
| Current Year Budgeted Surplus | 8,492,944 | 32,090 | 8,460,854 |
| Expenditures | | | |
| PCR (Library) - Grants Expense | 18,000 | 8,501 | 26,501 |
| DPW (Facility Maintenance Div) Repair and Maint. | 147,932 | 32,090 | 180,022 |
| II. CAPITAL BUDGET | | | |
| B. General Fund Projects | | | |
| Funding Sources | | | |
| PW303 - 2013 Miscellaneous Paving Projects | 883,721 | (750,000) | 133,721 |
| PW003 - Ballyhoo Road Paving | 2,138,288 | (1,000,000) | 1,138,288 |
| PW204 - 2012 Pavement Resurfacing | 4,837,789 | (3,000,000) | 1,837,789 |
| Use | | | |
| PW402 - 2014 Paving Project | - | 4,750,000 | 4,750,000 |
| Funding Sources | | | |
| Intergovernmental Revenues | - | 351,657 | 351,657 |
| Intergovernmental Revenues | - | 626,657 | 626,657 |
| Uses | | | |
| PW403 - Lower Iliuliuk River Restoration | - | 351,657 | 351,657 |
| PW404 - Unalaska Lake Restoration Phase I | - | 626,657 | 626,657 |

PASSED AND ADOPTED BY A DULY CONSTITUTED QUORUM OF THE UNALASKA CITY COUNCIL
THIS _____ DAY OF FEBRUARY 2014.

MAYOR

ATTEST;

CITY CLERK

**Summary of Budget Amendment
and Schedule of Proposed Accounts**




| | <u>Org</u> | <u>Object</u> | <u>Project</u> | <u>Current</u> | <u>Requested</u> | <u>Revised</u> |
|--|------------|---------------|----------------|----------------|------------------|----------------|
| 1) General Fund - PCR (Library). This request is to increase the Library OWL Grant Revenue and to increase the Library Expenditures to provide for the unexpected extension of the OWL Grant in 2014. | | | | | | |
| Sources | | | | | | |
| Owl Grant | 0101 2041 | 42172 | | - | 8,501 | 8,501 |
| Uses | | | | | | |
| Library Grant Expenses | 0102 3452 | 56450 | | - | 8,501 | 8,501 |
| 2) General Fund - DPW (Facility Maint. Div.) This request is to increase the expenditure budget of the Facilities Maintenance Division of Public Works to provide for boiler replacements at the Museum and the Library | | | | | | |
| Sources | | | | | | |
| Current Year Budget Surplus | | | | 8,492,944 | (32,090) | 8,460,854 |
| Uses | | | | | | |
| DPW Facility Maint Supplies | 0102 2952 | 56100 | | 147,932 | 32,090 | 180,022 |
| 3) Public Works - Paving Project. This request is to transfer funds to cover the proposed additional 2014 Paving Project which includes re-paving Biorka Drive; the City Hall Parking Lot, sidewalks and lights; the Library Parking Lot and lights; the High School Parking Lot and lights; and the Kelty Field trail. | | | | | | |
| <u>Street Paving Fund</u> | | | | | | |
| Sources: | | | | | | |
| PW303-2013 Misc Paving Construction Services | 34021553 | 54500 | PW303 | 850,000 | (750,000) | 100,000 |
| PW003-Ballyhoo Road Paving Construction Services | 31021553 | 54500 | PW003 | 2,037,140 | (1,000,000) | 1,037,140 |
| PW204-2012 Pavement Resurf Construction Services | 34021553 | 54500 | PW204 | 8,050,534 | (3,000,000) | 5,050,534 |
| Uses: | | | | | | |
| 2014 Paving Project Engineering | 34021553 | 53240 | PW402 | - | 800,000 | 800,000 |
| Construction Services | 34021553 | 54500 | PW402 | - | 3,949,500 | 3,949,500 |
| Telephone/Fax/TV | 34021553 | 55310 | PW402 | - | 500 | 500 |
| 4) General Fund Capital Projects - CCIA Grants. This request is to budget for the two CCIA Grants. One for the Lower Iliuliuk River Restoration and the other is for the Unalaska Lake Restoration Phase I Stormwater Management Plan. | | | | | | |
| <u>Capital Projects Fund</u> | | | | | | |
| Sources | | | | | | |
| Misc State Oper Grants | 3101041 | 42299 # PW403 | | - | 351,657 | 351,657 |
| Uses | | | | | | |
| Salaries | 3101053 | 51100 # PW403 | | - | 14,677 | 14,677 |
| Other Prof Services | 3101053 | 53300 # PW403 | | - | 473 | 473 |
| Construction | 3101053 | 54500 # PW403 | | - | 336,507 | 336,507 |
| Sources | | | | | | |
| Misc State Oper Grants | 3100941 | 42299 # PW404 | | - | 626,657 | 626,657 |
| Uses | | | | | | |
| Salaries | 3100953 | 51100 # PW404 | | - | 14,677 | 14,677 |
| Other Prof Services | 3100953 | 53300 # PW404 | | - | 473 | 473 |
| Construction | 3100953 | 54500 # PW404 | | - | 599,507 | 599,507 |
| Supplies | 3100953 | 56100 # PW404 | | - | 12,000 | 12,000 |

City of Unalaska
Department of Parks, Culture &
Recreation
Unalaska Public Library
P.O. Box 610
Unalaska, AK 99685
Ph: (907) 581-5060 Fax: (907) 581-5266



OUR SIXTH YEAR !

MEMORANDUM

TO: Chris Hladick, City Manager 
THROUGH: D Tyrell McGirt, Director of Parks, Culture, and Recreation 
FROM: Daniel Masoni, Librarian 
DATE: 01/17/2014
SUBJECT: FY14 Library Grants — Request for Budget Amendment

During the budget planning process for Library Training and Library Equipment, a one year extension of the Online With Libraries (OWL) Grant by the US Department of Commerce was not anticipated. The extended OWL Grant added several training opportunities as well as awarding new equipment to the Unalaska Public Library in FY14. In each case the City of Unalaska will "front" grant expenditures and then be reimbursed.

Please make the following amendments to the Library Grants Budget (0102-3452-56450) and appropriate income line:

| Event | Original FY14 Budget | New FY14 Budget |
|---|-------------------------|--------------------|
| OWL Training Grant for Robin Harris: | 0 | 915.05 |
| PLA Training Grant for Daniel Masoni | 0 | 2,000.00 |
| <u>OWL Equipment Grant for 2 AWE Early Learning Stations:</u> | <u>0</u> | <u>5,586.00</u> |
| Net Change Requested in 0102-3452-56450 | | 8,501.05 |

Please free to contact me should you need further information.

MEMORANDUM TO COUNCIL

TO: MAYOR AND CITY COUNCIL MEMBERS
FROM: NANCY PETERSON, DIRECTOR OF PUBLIC WORKS
THRU: CHRIS HLADICK, CITY MANAGER
DATE: JANUARY 23, 2014
RE: **ORDINANCE 2014-02** – AMENDING THE 2014 BUDGET BY
TRANSFERING 32,090 FROM THE GENERAL FUND TO THE
FACILITY MAINTENANCE DIVISION FOR BOILER REPLACEMENTS.

SUMMARY: The Department of Public Works is requesting a budget amendment in the amount of \$32,090 from the General Fund to the Facility Maintenance Division Repair and Maintenance Services line item. These monies are needed in order to fund the unbudgeted replacement of 2 boilers (Museum and Library).

PREVIOUS COUNCIL ACTION: Council has not taken any previous action regarding this item.

BACKGROUND:

DISCUSSION: The boilers at the Museum and the Library both cracked and had to be replaced last fall. These replacements were unbudgeted and the Facility Maintenance Division FY14 budget cannot absorb the expenses. Therefore, the Public Works Department is requesting this Budget Amendment.

ALTERNATIVES: The Facility Maintenance Division will have to cut other maintenance projects planned for FY14 if the funds are not transferred to replace the boiler expenses.

FINANCIAL IMPLICATIONS: This Budget Amendment request will transfer \$32,090 from the General Fund to the Facility Maintenance Division Repair and Maintenance Services line item.

LEGAL: NA

STAFF RECOMMENDATION: DPW staff recommends approving this Budget Amendment.

PROPOSED MOTION: I move to approve Ordinance #2014-02.

CITY MANAGER'S COMMENTS: I recommend approval of this Budget Amendment to pay for the unbudgeted boiler replacement.

MEMORANDUM TO COUNCIL

TO: MAYOR AND CITY COUNCIL MEMBERS
FROM: NANCY PETERSON, DIRECTOR OF PUBLIC WORKS
THRU: CHRIS HLADICK, CITY MANAGER
DATE: JANUARY 23, 2014
RE: **ORDINANCE 2014-02** – AMENDING THE FY2014 BUDGET BY TRANSFERRING FUNDS FROM VARIOUS PAVING PROJECTS TO CREATE THE 2014 PAVING PROJECT.

SUMMARY: The Public Works Department recommended a variety of additional paving projects for the City Council to consider during the January 14, 2014 Capital Projects presentation. This Budget Amendment will transfer funds remaining in the Ballyhoo Road Paving, 2013 Miscellaneous Paving and 2012 Pavement Resurfacing Projects to create a NEW PROJECT - “2014 Paving Project” in order to complete additional paving work on Biorka Drive and various parking lots this summer.

PREVIOUS COUNCIL ACTION: Council has taken the following actions regarding these projects:

- Approved Ordinance 2009-08, on May 26, 2009 adopting the FY2010 budget, authorizing \$6,500,000 funding for Ballyhoo Road Paving. \$1,750,000 was from the 1% Sales Tax and \$5,000,000 was identified as the re-appropriated Position 3 Federal Grant.
- Approved Ordinances in 2009-2012, listing Paving Ballyhoo Road as a Federal Legislative Funding Priority.
- Approved Ordinances in 2011 and 2012, listing Paving Ballyhoo Road as a State Legislative Funding Priority.
- Approved Resolution 2013-05, on January 8, 2013, authorizing the City Manager to enter into an agreement with PND for the design of the Ballyhoo Road Paving Project.
- Approved Ordinance 2013-03 on April 23, 2013, transferring \$7,170,000 to the Ballyhoo Road Paving Project and funding the 2013 Misc. Paving Project in the amount of \$900,000.
- Approved Resolution 2014-03 on January 14, 2014, authorizing the City Manager to amend the Ballyhoo Road Paving and 2013 Miscellaneous Paving project Agreement with Knik Construction Company, Inc., to include the repaving of Airport Beach Road and East Broadway in the amount of \$3,268,260.

BACKGROUND: The City solicited bids for Ballyhoo Road and 2013 Miscellaneous Paving projects on May 22, 2013. At the time of the bid opening, the parking lots and Kelty Field trail projects exceeded the funding available. It was decided to postpone that work until after the main project had been completed to see if any funding remained to support

the work.

Also, after a year of negotiating with Granite Construction regarding repair of the deficiencies in the 2012 Pavement Resurfacing project, the City approved a settlement with Granite and awarded a contract to Knik to complete the repairs in 2014.

DISCUSSION: Knik will pave Henry Swanson Drive, the Airport Parking Lot and perform the Resurfacing of Airport Beach Road/East Broadway this summer. The City has additional roads and parking lots that are in need of repair/replacement and there is funding remaining in several paving projects that would enable the City to complete this additional work.

Following is a list of the additional paving and associated work proposed for 2014 and the estimated costs:

| | |
|---|--------------------|
| Re-pave Biorka Drive | \$950,000 |
| City Hall Parking Lot, sidewalks and lights | \$660,000 |
| Library Parking Lot and lights | \$460,000 |
| High School Parking Lot and Lights | \$260,000 |
| Kelty Field Trail | <u>\$215,000</u> |
| Total estimated project cost: | \$2,545,000 |
| 10% contingency | \$ 255,000 |
| Testing/Inspection/Administration | <u>\$ 750,000</u> |
| TOTAL PROJECT FUNDING REQUEST | \$3,550,000 |

The following funds are remaining in current Paving Projects:

| <i>PROJECT</i> | <i>FUNDS <u>AVAILABLE</u></i> | <i>RECOMMENDED <u>TRANSFER</u></i> |
|--|-----------------------------------|--|
| PW303 - 2013 Miscellaneous Paving Projects | \$ 883,721 | \$ 750,000 |
| PW003 - Ballyhoo Road Paving | \$2,138,288 | \$1,000,000 |
| PW204 - 2012 Pavement Resurfacing | \$4,837,789 | <u>\$3,000,000</u> |
| TOTAL PROJECT FUNDING PROPOSED: | | \$4,750,000 |

The Public Works Department recommends transferring \$4.75 million into the new 2014 Paving project to allow flexibility in expanding the scope of paving repairs if desired this spring (ie: West Broadway, remainder of East Broadway, approaches, etc.). Also, the estimated cost for the High School Parking lot has been increased to include replacing the lights as part of the project.

ALTERNATIVES: The City could choose to not complete any or all of the proposed projects during 2014.

FINANCIAL IMPLICATIONS: This Budget Amendment request will transfer \$750,000 from PW303, \$1,000,000 from PW003 and \$3,000,000 from PW204 to create a new “2014 Paving Project” to fund various paving projects in 2014.

LEGAL: NA

STAFF RECOMMENDATION: DPW staff recommends approving this Budget Amendment.

PROPOSED MOTION: I move to approve Ordinance #2014-02.

CITY MANAGER'S COMMENTS: I recommend approval of this Budget Amendment to fund additional paving work this summer.

MEMORANDUM TO COUNCIL

TO: MAYOR AND CITY COUNCIL MEMBERS
FROM: PATRICK JORDAN, ASST. CITY MANAGER
THROUGH: CHRIS HLADICK, CITY MANAGER
DATE: JANUARY 28, 2014
RE: FY10 CCIAP AWARD: 10-CIAP-023, UNALASKA LAKE RESTORATION PHASE 1
STORMWATER MANAGEMENT PLAN, AND AWARD: 10-CIAP-022, LOWER
ILIULIUK RIVER RESTORATION

SUMMARY: The City of Unalaska has been awarded two [2] Coastal Zone Management Program grants in the amount of \$626,657.00 for the Unalaska Lake Restoration Project and \$351,657 for the Lower Iliuliuk River Restoration. The goal of these grants is to hire [a] Consultant[s] to develop a Stormwater Plan for the Unalaska Lake watershed and a Restoration Plan for the lower ½ mile of the Iliuliuk River and riverbank. Staff is recommending acceptance of these grant awards.

PREVIOUS COUNCIL ACTION: Council participated in a 1995-96 Evaluation of Mitigation Opportunities in Unalaska, a study with specific recommendations for the restoration of the Unalaska Lake Watershed. The City also received 2 matching grants totaling \$75,000 for installation of sediment traps. Those grants are as follows:

RESOLUTION 2010-13 accepted state matching grant funding under Alaska Clean Water Action in the amount of \$45,000 for the Stormwater Collection-Sediment Separators Project Phase 1, which resulted in the purchase and installation of 3 sediment separators in the stormwater collection system in order to help protect the salmon stocks of the Iliuliuk River and its tributaries from runoff.

RESOLUTION 2010-49 accepted a matching grant in the amount of \$30,000 from the Alaska Clean Water Action for Phase 2 of the installation of three sediment traps for the completion of the installation of the 3 sediment traps in the aforementioned Phase 1.

BACKGROUND: The Alaska Clean Water Action grants required a match of \$75,500 from the City which included personnel costs, equipment and freight, administration/indirect costs, and general contractor costs. The CIAP grants before us today do not require a match.

DISCUSSION: The grant narrative indicates 3-4 sediment separators for the watershed. There may be additional components that come from the study which will be considered in light of the resources we have to work with. The Consultant[s] will also assist in the development of a plan for the restoration of the Lower River which will involve community stakeholders and property owners, with the result being a plan to restore the

riverbank/shoreline areas where foot traffic and skiff storage have depleted the vegetation and contributed to erosion over many years, even decades. Mentioned in the Lower River grant award also are the removal of existing boat docks and the installation of light-penetrating dockage, meant to improve salmon habitat. A fish weir is also included in the outcomes. The weir will be installed near the small island just downstream from the “church hole”.

Unalaska Lake Watershed Restoration Award: 10-CIAP-023

The 1995-96 Study presented specific recommendations to work toward the restoration of the Unalaska Lake watershed and especially the spawning habitat for Sockeye Salmon. Development over the years, since and including the military’s presence here, has contributed to sedimentation of the once-ideal spawning grounds for the Sockeye. The goal of this grant is to restore the breeding grounds of salmon and implement measures to prevent further sedimentation from arriving in Unalaska Lake.

The \$626,657.00 grant was re-appropriated from the Aleutians West Statistical Area to the City of Unalaska as an “entity able to accept these funds.” The original award amount was \$100,000 and has been increased to \$626,657.00, with \$100,000 earmarked for the hiring of a contractor to produce a Stormwater Management Plan and for the design and permitting for 3-4 sediment traps. The remaining \$526,657.00 is construction.

Lower Iliuliuk River Restoration Award: 10-CIAP-022

The Project Narrative states that the Lower Iliuliuk River Restoration Project benefits the natural coastal environment through the restoration of riverbank and riparian habitat, the construction of light penetrating stairs and/or ramps for access to fishing and moored boats, the design and installation of improved small boat/skiff moorage, and the installation of a fish weir near the small island in the lower river. The benefits of the restoration Lower Iliuliuk River will result in improved aquatic and riparian habitats.

The purpose of this grant is for benefitting the natural coastal environment through the restoration of riverbank and riparian habitat in the lower Iliuliuk River. This will be accomplished by development of a cohesive, inclusive process to unify property owners and customary user groups to manage the Iliuliuk River riverbank area and development of a restoration plan for the Iliuliuk River riverbank along the lower half-mile of the river. Years of foot traffic and skiff storage have damaged growth and prevented regrowth of vegetation along the riverbank, which left unchecked leads to further erosion and sedimentation.

This Federal program ends December 31, 2016. The State of Alaska Dept. of Natural Resources set a deadline of June 2016 for projects to be complete, affording them time to gather and close out all remaining projects.

ALTERNATIVES: Accept grant awards for these CIAP projects, or choose not to accept the grant awards.

FINANCIAL IMPLICATIONS: No match is required for this grant.

LEGAL: N/A

STAFF RECOMMENDATION: Adoption of Resolution 2014-19 accepting two [2] grants from the CIAP for \$626,657 and \$351,657 for the Unalaska Lake Watershed Restoration Project and the Lower Iliuliuk River Restoration project, respectively.

PROPOSED MOTION: “I move to adopt resolution 2014-19, accepting a grant of \$626,657 for the Unalaska Lake Restoration phase 1 stormwater management plan and a grant of \$351,657 for the lower Iliuliuk River Restoration.”

CITY MANAGER’S COMMENTS: I recommend accepting the grants.

CITY OF UNALASKA
UNALASKA, ALASKA

RESOLUTION 2014-16

A RESOLUTION OF THE UNALASKA CITY COUNCIL AUTHORIZING AN EXPENDITURE IN THE AMOUNT OF TWO THOUSAND FIVE HUNDRED DOLLARS (\$2,500) FROM COUNCIL CONTINGENCY TO SPONSOR THE SOUTHWEST ALASKA MUNICIPAL CONFERENCE 2014 ANNUAL MEETING

WHEREAS, the Southwest Alaska Municipal Conference (SWAMC) is a non-profit corporation representing members in the Aleutian Islands, on the Alaska Peninsula, and in the Bristol Bay, Kodiak, and Pribilof areas; and

WHEREAS, SWAMC has worked to promote economic development and to enhance the quality of life for the residents of the region since 1986; and

WHEREAS, SWAMC serves as a clearinghouse for information affecting the region and its communities; and

WHEREAS, on behalf of its members, SWAMC advocates for many issues of common concern, including fisheries policies; tourism; ports, harbors, and other capital projects; and additional aspects of economic and social development; and

WHEREAS, SWAMC members attend conferences and workshops to address issues of specific interest on a semi-annual basis; and

WHEREAS, SWAMC is seeking member sponsorship of its 2014 annual conference;

NOW THEREFORE BE IT RESOLVED that the Unalaska City Council authorizes an expenditure in the amount of \$2,500 from Council Contingency to sponsor the Southwest Alaska Municipal Conference 2014 annual meeting.

PASSED AND ADOPTED BY A DULY CONSTITUTED QUORUM OF THE UNALASKA CITY COUNCIL THIS 28TH DAY OF JANUARY 2014.

MAYOR

ATTEST:

CITY CLERK

CITY OF UNALASKA
UNALASKA, ALASKA

RESOLUTION 2014-19

RESOLUTION 2014-19 A RESOLUTION OF THE UNALASKA CITY COUNCIL ACCEPTING STATE GRANT FUNDING UNDER ALASKA COMMUNITY COAST IMPACT ASSESSMENT PROGRAM (CCIAP) IN THE AMOUNT OF \$626,657 FOR CCIAP AWARD: 10-CIAP-023, UNALASKA LAKE WATERSHED RESTORATION, AND 10-CIAP-022, LOWER ILIULIUK RIVER RESTORATION IN THE AMOUNT OF \$351,657

WHEREAS, the City of Unalaska is currently seeking grant funding sources to reduce costs; and

WHEREAS, the City of Unalaska values and wishes to conserve salmon stream habitat within the City limits; and

WHEREAS, the Unalaska Lake Watershed Restoration and Lower Iliuliuk River Restoration projects are viable and cost effective projects for the City that will help preserve and improve our local salmon stocks; and

WHEREAS, the State of Alaska Division of Community and Regional Affairs (DCRA) through the Coastal Impact Assistance Program has offered to grant \$626,657 and \$351,657 for the Unalaska Lake Watershed and Lower Iliuliuk River Restoration projects, respectively;

NOW THEREFORE BE IT RESOLVED that the City of Unalaska hereby accepts grants of \$626,657 and \$351,657 from the CCIAP for the Unalaska Lake Watershed and Lower Iliuliuk River Restoration projects; and

BE IT FURTHER RESOLVED that the City of Unalaska agrees to the conditions of the grant award; and

BE IT FURTHER RESOLVED that the Unalaska City Council authorizes the City Manager to sign the grant agreement and any subsequent amendments thereto.

PASSED AND ADOPTED BY A DULY CONSTITUTED QUORUM OF THE UNALASKA CITY COUNCIL THIS 28TH DAY OF JANUARY 2014.

MAYOR

ATTEST:

CITY CLERK

MEMORANDUM TO COUNCIL

TO: MAYOR AND CITY COUNCIL MEMBERS
FROM: PATRICK JORDAN, ASST. CITY MANAGER
THROUGH: CHRIS HLADICK, CITY MANAGER
DATE: JANUARY 28, 2014
RE: FY10 CCIAP AWARD: 10-CIAP-023, UNALASKA LAKE RESTORATION PHASE 1
STORMWATER MANAGEMENT PLAN, AND AWARD: 10-CIAP-022, LOWER
ILIULIUK RIVER RESTORATION

SUMMARY: The City of Unalaska has been awarded two [2] Coastal Zone Management Program grants in the amount of \$626,657.00 for the Unalaska Lake Restoration Project and \$351,657 for the Lower Iliuliuk River Restoration. The goal of these grants is to hire [a] Consultant[s] to develop a Stormwater Plan for the Unalaska Lake watershed and a Restoration Plan for the lower ½ mile of the Iliuliuk River and riverbank. Staff is recommending acceptance of these grant awards.

PREVIOUS COUNCIL ACTION: Council participated in a 1995-96 Evaluation of Mitigation Opportunities in Unalaska, a study with specific recommendations for the restoration of the Unalaska Lake Watershed. The City also received 2 matching grants totaling \$75,000 for installation of sediment traps. Those grants are as follows:

RESOLUTION 2010-13 accepted state matching grant funding under Alaska Clean Water Action in the amount of \$45,000 for the Stormwater Collection-Sediment Separators Project Phase 1, which resulted in the purchase and installation of 3 sediment separators in the stormwater collection system in order to help protect the salmon stocks of the Iliuliuk River and its tributaries from runoff.

RESOLUTION 2010-49 accepted a matching grant in the amount of \$30,000 from the Alaska Clean Water Action for Phase 2 of the installation of three sediment traps for the completion of the installation of the 3 sediment traps in the aforementioned Phase 1.

BACKGROUND: The Alaska Clean Water Action grants required a match of \$75,500 from the City which included personnel costs, equipment and freight, administration/indirect costs, and general contractor costs. The CIAP grants before us today do not require a match.

DISCUSSION: The grant narrative indicates 3-4 sediment separators for the watershed. There may be additional components that come from the study which will be considered in light of the resources we have to work with. The Consultant[s] will also assist in the development of a plan for the restoration of the Lower River which will involve community stakeholders and property owners, with the result being a plan to restore the

riverbank/shoreline areas where foot traffic and skiff storage have depleted the vegetation and contributed to erosion over many years, even decades. Mentioned in the Lower River grant award also are the removal of existing boat docks and the installation of light-penetrating dockage, meant to improve salmon habitat. A fish weir is also included in the outcomes. The weir will be installed near the small island just downstream from the “church hole”.

Unalaska Lake Watershed Restoration Award: 10-CIAP-023

The 1995-96 Study presented specific recommendations to work toward the restoration of the Unalaska Lake watershed and especially the spawning habitat for Sockeye Salmon. Development over the years, since and including the military’s presence here, has contributed to sedimentation of the once-ideal spawning grounds for the Sockeye. The goal of this grant is to restore the breeding grounds of salmon and implement measures to prevent further sedimentation from arriving in Unalaska Lake.

The \$626,657.00 grant was re-appropriated from the Aleutians West Statistical Area to the City of Unalaska as an “entity able to accept these funds.” The original award amount was \$100,000 and has been increased to \$626,657.00, with \$100,000 earmarked for the hiring of a contractor to produce a Stormwater Management Plan and for the design and permitting for 3-4 sediment traps. The remaining \$526,657.00 is construction.

Lower Iliuliuk River Restoration Award: 10-CIAP-022

The Project Narrative states that the Lower Iliuliuk River Restoration Project benefits the natural coastal environment through the restoration of riverbank and riparian habitat, the construction of light penetrating stairs and/or ramps for access to fishing and moored boats, the design and installation of improved small boat/skiff moorage, and the installation of a fish weir near the small island in the lower river. The benefits of the restoration Lower Iliuliuk River will result in improved aquatic and riparian habitats.

The purpose of this grant is for benefitting the natural coastal environment through the restoration of riverbank and riparian habitat in the lower Iliuliuk River. This will be accomplished by development of a cohesive, inclusive process to unify property owners and customary user groups to manage the Iliuliuk River riverbank area and development of a restoration plan for the Iliuliuk River riverbank along the lower half-mile of the river. Years of foot traffic and skiff storage have damaged growth and prevented regrowth of vegetation along the riverbank, which left unchecked leads to further erosion and sedimentation.

This Federal program ends December 31, 2016. The State of Alaska Dept. of Natural Resources set a deadline of June 2016 for projects to be complete, affording them time to gather and close out all remaining projects.

ALTERNATIVES: Accept grant awards for these CIAP projects, or choose not to accept the grant awards.

FINANCIAL IMPLICATIONS: No match is required for this grant.

LEGAL: N/A

STAFF RECOMMENDATION: Adoption of Resolution 2014-19 accepting two [2] grants from the CIAP for \$626,657 and \$351,657 for the Unalaska Lake Watershed Restoration Project and the Lower Iliuliuk River Restoration project, respectively.

PROPOSED MOTION: “I move to adopt resolution 2014-19, accepting a grant of \$626,657 for the Unalaska Lake Restoration phase 1 stormwater management plan and a grant of \$351,657 for the lower Iliuliuk River Restoration.”

CITY MANAGER’S COMMENTS: I recommend accepting the grants.



THE STATE
of **ALASKA**
GOVERNOR SEAN PARNELL

**Department of Commerce, Community,
and Economic Development**

DIVISION OF COMMUNITY AND REGIONAL AFFAIRS

550 West Seventh Avenue, Suite 1640
Anchorage, Alaska 99501
Main: 907.269.4252
TDD: 907.465.5437
Fax: 907.269.4066

Originally sent: September 3, 2013
Resent: January 15, 2014

Mr. Chris Hladick, City Manager
City of Unalaska
PO Box 610
Unalaska, Alaska 99685

RE: FY10 CCIAP Award: 10-CIAP-022, Lower Iliuliuk River Restoration

Dear Mr. Hladick:

I am pleased to inform you that the Department of Commerce, Community, and Economic Development (Department) is prepared to award a Community Coastal Impact Assistance Grant for State FY2010 in the amount of \$351,657.00.

As you may recall, the original award amount was increased from \$100,000.00 and the duration was extended under the federal award. Supplements within your grant agreement reflect both the original award from the Bureau of Ocean Energy Management, Regulation and Enforcement (BOEMRE) and the amendment from the United States Fish and Wildlife Service (USFWS).

Enclosed you will find the Grant Agreement between the City of Unalaska and the Department of Commerce, Community, and Economic Development and a packet of information and forms for the above referenced grant.

First, review the packet of information and forms enclosed. Once approved, please complete and sign the DUNS # certification and the Signatory Authority forms. These forms must be returned immediately or with the signed grant agreement.

Then carefully review the agreement, sign, date, and return. Faxed or emailed copies will not be accepted. Upon receipt and approval by our office, a fully executed copy will be sent to you for your file. Should any changes be made to the grant agreement, tasks, or deliverables, please contact me immediately for the best method and point of contact for your proposed modification.

If you have any questions, please feel free to call me at (907) 269-4252 or email rachel.spicer@alaska.gov.

Sincerely,

A handwritten signature in blue ink that reads "Rachel Spicer".

Rachel Spicer
Grants Administrator II

Enclosures

Grants Administration Information
Signatory Authority Form
Documentation of Expenses Handout
DUNS # and CCR Form
State and Federal procurement guidance
Audit certification
Insurance requirements
Grant Agreement

DEPARTMENT OF COMMERCE, COMMUNITY, AND ECONOMIC DEVELOPMENT
DIVISION OF COMMUNITY AND REGIONAL AFFAIRS



Community Coastal Impact Assistance Program
Grant Agreement

| | | | | |
|--|-------------------|---|--------------------|---|
| Grant Agreement Number: 10-CIAP-022 | | Federal Award Number F12AF70194 | | Amount of Federal Funds: \$351,657.00 |
| CFDA: 15.668 | Encumbrance AR | Lapse Date 31720 01/31/2016 | Vendor CIU84215 | Project Title: Lower Iliuliuk River Restoration |
| Grantee | | | | Department Contact Person |
| Name: City of Unalaska | | | | Name: Rachel Spicer |
| Street/PO Box: PO Box 610 | | | | Title: Grants Administrator II |
| City/State/Zip: Unalaska, Alaska 99685 | | | | Street/PO Box: 550 W 7th Avenue, Suite 1640 |
| Contact Person: Chris Hladick, City Manager | | | | City/State/Zip: Anchorage, AK 99501-3569 |
| Phone: (907) 581-1251 | | Fax: (907) 581-3664 | | Phone: (907) 269-4252 |
| Email: chladick@ci.unalaska.ak.us | | Fax: (907) 269-4066 | | |
| Email: chladick@ci.unalaska.ak.us | | | | Email: rachel.spicer@alaska.gov |

AGREEMENT

The Alaska Department of Commerce, Community, and Economic Development, Division of Community and Regional Affairs (hereinafter 'Department') and City of Unalaska (hereinafter 'Grantee') agree as set forth herein.

Section I. The Department shall pay the Grantee for the performance of the project work under the terms outlined in this agreement. The amount of the payment is based upon project expenses incurred, which are authorized under this Agreement. In no event shall the payment exceed **\$351,657.00**.

Section II. The Grantee shall perform all of the work required by this Agreement.

Section III. The work to be performed under this agreement begins **07/01/2013** and shall be completed no later than **04/30/2015**.

Section IV. The agreement consists of this page and the following:

ATTACHMENTS

Attachment A: Scope of Work

- Award Authority
- Project Management Plan
 - Federal Award
 - Project Narrative
 - Budget Narrative
 - Project Management/Reporting
- Copies of Products
- Acknowledgement of CIAP Funds

Attachment B: Payment Method

Attachment C: Standard Provisions

APPENDICES

Appendix A: Audit Compliance

Appendix B: Insurance

Appendix C: State Laws and Regulations

Appendix D: Special Requirements and Assurances for Federally Funded Projects

SUPPLEMENTS

Supplement #1: Federal Award Notification AWCERSA T1-02

Supplement #2: Project Narrative AK CIAP AWCERSA T1-02

Supplement #3: Budget Narrative AK CIAP AWCERSA T1-02

AMENDMENTS

Any fully executed amendments to this Agreement

| | |
|---|---|
| Grantee | Department |
| Signature | Signature |
| Printed Name and Title Chris Hladick, City Manager | Printed Name and Title Scott Ruby, Division Director |
| Date | Date |

Attachment A Scope of Work

AWARD AUTHORITY

The Community Coastal Impact Assistance Program is part of the Alaska Coastal Impact Assistance Program, which is funded by the Federal Coastal Impact Assistance Program. Section 384 of the Energy Policy Act of 2005 (Act), which has created the Coastal Impact Assistance Program by amending Section 31 of the Outer Continental Shelf Lands Act (43 U.S.C. § 1356a Appendix A). Under the provisions of the Act, the authority and responsibility for the management of CIAP is vested in the Secretary of the U.S. Department of the Interior. Effective October 1, 2011 the Secretary has delegated this authority and responsibility to the Fish and Wildlife Service (USFWS), Wildlife and Sport Fish Restoration Program. The Catalog of Federal Domestic Assistance (CFDA) number is **15.668**. The Federal Award Number for this grant is **F12AF70194**. This award is not for research and development.

Effective March 15, 2012 pursuant to the provisions of SLA 2012, HB 307, Chapter 5, Section 7 (c), Page 13, and Lines 18-23; 26 these funds have been reappropriated from the Aleutians West CRSA to the entity able to accept these funds.

PROJECT MANAGEMENT PLAN

During the course of this project, the City of Unalaska hereafter the Grantee shall complete the following project: Lower Iliuliuk River Restoration.

FEDERAL AWARD:

The Grantee is required to abide by the approved Federal Award F12AF70194, Supplement #1 Federal Award Notification AK CIAP NR AWCRSA T1-02, notwithstanding the State and federal guidelines relayed by this Grant Agreement.

PROJECT NARRATIVE:

The Grantee applied for and received a CCIAP grant based upon Supplement #2: Project Narrative AK CIAP NR AWCRSA T1-02. The Grantee agrees to the Tasks and Measurable Goals and Objectives outlined in the approved project narrative. The Grantee will request in writing and work with their Grants Administrator should changes to the project timeline be necessary.

As these are pass-through funds, the contacts on the front page of Supplement #2: Project Narrative AK CIAP NR AWCRSA T1-02 are for internal purposes only. The primary grant contact for this grant is the Grants Administrator assigned as the Department Contact Person listed on the signature page of this grant agreement. Technical assistance will be provided and approved by CCIAP Project Management.

BUDGET NARRATIVE:

The Grantee applied for and received a CCIAP grant based upon Supplement #3: Budget Narrative AK CIAP NR AWCRSA T1-02. The Grantee agrees to the budget outlined in the approved budget narrative. The Grantee will request in writing and work with their Grants Administrator should changes to the budget be necessary. Technical assistance will be provided and approved by the CCIAP Project Management.

PROJECT MANAGEMENT/REPORTING:

Program Manager: This project will be managed by the Grantee.

This project will be managed by the City of Unalaska, with signatory authority for execution of the grant agreement and subsequent amendments granted to the City Manager. The City Manager may delegate signatory authority for executing the grant agreement and amendments to others within the City of Unalaska government via the Signatory Authority

Attachment A Scope of Work

Form. The City Manager may also designate financial and progress reporting, via the Signatory Authority Form. Such delegation is limited to others within the City of Unalaska government unless otherwise approved.

The Grantee must establish and maintain separate accounting for the use of this Grant. The use of Grant funds in any manner contrary to the terms and conditions of this Grant Agreement may result in the subsequent revocation of the grant and any balance of funds under the grant. It may also result in the Grantee being required to return such amounts to the State.

Reporting: The Grantee shall submit a CCIAP Progress (performance) Report and CCIAP Financial Report on the forms provided quarterly during the life of the Grant Agreement. Grant Financial and Progress Reports are due fifteen (15) days after the end of the quarter being reported. The last quarter of each report year will include an annual progress report and the final quarterly financial report for that report period. The Grantee shall also submit a Final Report within thirty (30) days following the completion of the project on a form provided by Commerce. The final Financial and Progress Reports must be submitted within thirty (30) days following completion of the project. Under no circumstances will the Department release funds to the Grantee unless all required reporting is current.

The Progress and Financial Reports shall be submitted together by mail. The Financial Report must include an original signature. Appropriate documentation for grant expenditures must be provided.

COPIES OF PRODUCTS:

Interim Products (to accompany quarterly reports):

1. Send one (1) electronic copy to Commerce:

- Restoration plan contract (Commerce will review contract template before signing) (Task I)¹
- Contract to design, permit, and restore riverbank and riparian habitat (Commerce will review contract template before signing) (Task III)¹
- Copies of permits for riverbank and riparian habitat restoration (Task IV)¹
- Before and after photos of restored 1,500 feet of riverbank and riparian habitat (Task V)¹
- Before and after photos of installed fish weir (Task V)¹

2. Send one (1) electronic copy by electronic mail or via the State internet drop box or three (3) electronic copies on CD or other digital format (one CD each for Commerce, DNR and USFWS)

- Draft restoration planning document (Task II and IV)¹

Final Products:

1. Send one (1) electronic copy by electronic mail or via the State internet drop box or three (3) electronic copies on CD or other digital format and nine (9) hardcopies of:

- Final restoration planning document (Task II)¹
- Copies of design for riverbank and riparian habitat restoration (Task IV)¹

¹ Supplement #2: Project Narrative AK CIAP NR AWCRSA T1-02

ACKNOWLEDGMENT OF CIAP FUNDS FOR REPORTS, PRINTED FINDINGS, AND WEBSITES

Publications

The following language should be placed on the title page (which follows the cover page) on all reports and/or printed findings funded by the CIAP:

Attachment A

Scope of Work

"This report (study, brochure, poster, etc.) is funded* with qualified outer continental shelf oil and gas revenues by the Coastal Impact Assistance Program, Fish and Wildlife Service, U.S. Department of the Interior."

* may be "in part"

Websites

A similar statement should be placed on the website created in full or in part with CIAP funds:

"This website is funded with qualified outer continental shelf oil and gas revenues by the Coastal Impact Assistance Program, Fish and Wildlife Service, U.S. Department of the Interior."



THE STATE
of **ALASKA**
GOVERNOR SEAN PARNELL

**Department of Commerce, Community,
and Economic Development**

DIVISION OF COMMUNITY AND REGIONAL AFFAIRS

550 West Seventh Avenue, Suite 1640
Anchorage, Alaska 99501
Main: 907.269.4252
TDD: 907.465.5437
Fax: 907.269.4066

Originally sent: September 3, 2013
Resent: January 15, 2014

Mr. Chris Hladick, City Manager
City of Unalaska
PO Box 610
Unalaska, Alaska 99685

RE: FY10 CCIAP Award: 10-CIAP-023, Unalaska Lake Restoration Phase I Stormwater Management Plan

Dear Mr. Hladick:

I am pleased to inform you that the Department of Commerce, Community, and Economic Development (Department) is prepared to award a Community Coastal Impact Assistance Grant for State FY2010 in the amount of \$626,657.00.

As you may recall, the original award amount was increased from \$100,000.00 and the duration was extended under the federal award. Supplements within your grant agreement reflect both the original award from the Bureau of Ocean Energy Management, Regulation and Enforcement (BOEMRE) and the amendment from the United States Fish and Wildlife Service (USFWS).

Enclosed you will find the Grant Agreement between the City of Unalaska and the Department of Commerce, Community, and Economic Development and a packet of information and forms for the above referenced grant.

First, review the packet of information and forms enclosed. Once approved, please complete and sign the DUNS # certification and the Signatory Authority forms. These forms must be returned immediately or with the signed grant agreement.

Then carefully review the agreement, sign, date, and return. Faxed or emailed copies will not be accepted. Upon receipt and approval by our office, a fully executed copy will be sent to you for your file. Should any changes be made to the grant agreement, tasks, or deliverables, please contact me immediately for the best method and point of contact for your proposed modification.

If you have any questions, please feel free to call me at (907) 269-4252 or email rachel.spicer@alaska.gov.

Sincerely,

A handwritten signature in blue ink that reads "Rachel Spicer".

Rachel Spicer
Grants Administrator II

Enclosures

Grants Administration Information
Signatory Authority Form
Documentation of Expenses Handout
DUNS # and CCR Form
State and Federal procurement guidance
Audit certification
Insurance requirements
Grant Agreement

DEPARTMENT OF COMMERCE, COMMUNITY, AND ECONOMIC DEVELOPMENT
DIVISION OF COMMUNITY AND REGIONAL AFFAIRS



**Community Coastal Impact Assistance Program
Grant Agreement**

| | | | | | |
|--|--------------------------|---|---------------------------|---|--|
| Grant Agreement Number: 10-CIAP-023 | | Federal Award Number F12AF70190 | | Amount of Federal Funds: \$626,657.00 | |
| CFDA: 15.668 | Encumbrance AR | Lapse Date 31719 01/31/2016 | Vendor CIU84215 | Project Title: Unalaska Lake Restoration Phase I Stormwater Management Plan | |
| Grantee | | | | Department Contact Person | |
| Name: City of Unalaska | | | | Name: Rachel Spicer | |
| Street/PO Box: PO Box 610 | | | | Title: Grants Administrator II | |
| City/State/Zip: Unalaska, Alaska 99685 | | | | Street/PO Box: 550 W 7th Avenue, Suite 1640 | |
| Contact Person: Chris Hladick, City Manager | | | | City/State/Zip: Anchorage, AK 99501-3569 | |
| Phone: (907) 581-1251 | | Fax: (907) 581-3664 | | Phone: (907) 269-4252 | |
| Email: chladick@ci.unalaska.ak.us | | | | Fax: (907) 269-4066 | |
| | | | | Email: rachel.spicer@alaska.gov | |

AGREEMENT

The Alaska Department of Commerce, Community, and Economic Development, Division of Community and Regional Affairs (hereinafter 'Department') and City of Unalaska (hereinafter 'Grantee') agree as set forth herein.

Section I. The Department shall pay the Grantee for the performance of the project work under the terms outlined in this agreement. The amount of the payment is based upon project expenses incurred, which are authorized under this Agreement. In no event shall the payment exceed **\$626,657.00**.

Section II. The Grantee shall perform all of the work required by this Agreement.

Section III. The work to be performed under this agreement begins **07/05/2011** and shall be completed no later than **01/31/2016**.

Section IV. The agreement consists of this page and the following:

ATTACHMENTS

Attachment A: Scope of Work

- Award Authority
- Project Management Plan
 - Federal Award
 - Project Narrative
 - Budget Narrative
 - Project Management/Reporting
- Copies of Products
- Acknowledgement of CIAP Funds

Attachment B: Payment Method

Attachment C: Standard Provisions

APPENDICES

Appendix A: Audit Compliance

Appendix B: Insurance

Appendix C: State Laws and Regulations

Appendix D: Special Requirements and Assurances for Federally Funded Projects

SUPPLEMENTS

Supplement #1: Federal Award Notification AK CIAP NR AWCERSA T1-01

Supplement #2: Project Narrative AK CIAP NR AWCERSA T1-01

Supplement #3: Budget Narrative AK CIAP NR AWCERSA T1-01

AMENDMENTS

Any fully executed amendments to this Agreement

| | |
|---|---|
| Grantee | Department |
| Signature | Signature |
| Printed Name and Title Chris Hladick, City Manager | Printed Name and Title Scott Ruby, Division Director |
| Date | Date |

Attachment A Scope of Work

AWARD AUTHORITY

The Community Coastal Impact Assistance Program is part of the Alaska Coastal Impact Assistance Program, which is funded by the Federal Coastal Impact Assistance Program. Section 384 of the Energy Policy Act of 2005 (Act), which has created the Coastal Impact Assistance Program by amending Section 31 of the Outer Continental Shelf Lands Act (43 U.S.C. § 1356a Appendix A). Under the provisions of the Act, the authority and responsibility for the management of CIAP is vested in the Secretary of the U.S. Department of the Interior. Effective October 1, 2011 the Secretary has delegated this authority and responsibility to the Fish and Wildlife Service (USFWS), Wildlife and Sport Fish Restoration Program. The Catalog of Federal Domestic Assistance (CFDA) number is **15.668**. The Federal Award Number for this grant is **F12AF70190**. This award is not for research and development.

Effective March 15, 2012 pursuant to the provisions of SLA 2012, HB 307, Chapter 5, Section 7 (c), Page 13, and Lines 18-23; 26 these funds have been reappropriated from the Aleutians West CRSA to the entity able to accept these funds.

PROJECT MANAGEMENT PLAN

During the course of this project, the City of Unalaska hereafter the Grantee shall complete the following project: **Unalaska Lake Restoration Phase I Stormwater Management Plan.**

FEDERAL AWARD:

The Grantee is required to abide by the approved Federal Award F12AF70190, Supplement #1 Federal Award Notification AK CIAP NR AWCERSA T1-01, notwithstanding the State and federal guidelines relayed by this Grant Agreement.

PROJECT NARRATIVE:

The Grantee applied for and received a CCIAP grant based upon Supplement #2: Project Narrative AK CIAP NR AWCERSA T1-01. The Grantee agrees to the Tasks and Measurable Goals and Objectives outlined in the approved project narrative. The Grantee will request in writing and work with their Grants Administrator should changes to the project timeline be necessary.

As these are pass-through funds, the contacts on the front page of Supplement #2: Project Narrative AK CIAP NR AWCERSA T1-01 are for internal purposes only. The primary grant contact for this grant is the Grants Administrator assigned as the Department Contact Person listed on the signature page of this grant agreement. Technical assistance will be provided and approved by CCIAP Project Management.

BUDGET NARRATIVE:

The Grantee applied for and received a CCIAP grant based upon Supplement #3: Budget Narrative AK CIAP NR AWCERSA T1-01. The Grantee agrees to the budget outlined in the approved budget narrative. The Grantee will request in writing and work with their Grants Administrator should changes to the budget be necessary. Technical assistance will be provided and approved by the CCIAP Project Management.

PROJECT MANAGEMENT/REPORTING:

Program Manager: This project will be managed by the Grantee.

This project will be managed by the City of Unalaska, with signatory authority for execution of the grant agreement and subsequent amendments granted to the City Manager. The City Manager may delegate signatory authority for executing the grant agreement and amendments to others within the City of Unalaska government via the Signatory Authority

Attachment A Scope of Work

Form. The City Manager may also designate financial and progress reporting, via the Signatory Authority Form. Such delegation is limited to others within the City of Unalaska government unless otherwise approved.

The Grantee must establish and maintain separate accounting for the use of this Grant. The use of Grant funds in any manner contrary to the terms and conditions of this Grant Agreement may result in the subsequent revocation of the grant and any balance of funds under the grant. It may also result in the Grantee being required to return such amounts to the State.

Reporting: The Grantee shall submit a CCIAP Progress (performance) Report and CCIAP Financial Report on the forms provided quarterly during the life of the Grant Agreement. Grant Financial and Progress Reports are due fifteen (15) days after the end of the quarter being reported. The last quarter of each report year will include an annual progress report and the final quarterly financial report for that report period. The Grantee shall also submit a Final Report within thirty (30) days following the completion of the project on a form provided by Commerce. The final Financial and Progress Reports must be submitted within thirty (30) days following completion of the project. Under no circumstances will the Department release funds to the Grantee unless all required reporting is current.

The Progress and Financial Reports shall be submitted together by mail. The Financial Report must include an original signature. Appropriate documentation for grant expenditures must be provided.

COPIES OF PRODUCTS:

Interim Products (to accompany quarterly reports):

1. *Send one (1) electronic copy to Commerce:*

- Draft Stormwater management plan contract for Commerce review before signing (Task I)¹
- Final executed Stormwater management plan contract (Task I)¹
- Draft contract to design, permit, and install sediment reduction measures for Commerce review before signing (Task III)¹
- Final executed contract to design, permit, and install sediment reduction measures (Task III)¹
- Copies of permits for sediment reduction measures (Task III)¹
- Before and after photos of installed sediment reduction measures (Task V)¹

2. *Send one (1) electronic copy by electronic mail or via the State internet drop box or three (3) electronic copies on CD or other digital format (one CD each for Commerce, DNR and USFWS)*

- Draft stormwater management planning document (Task II)¹

Final Products:

1. *Send one (1) electronic copy by electronic mail or via the State internet drop box or three (3) electronic copies on CD or other digital format and nine (9) hardcopies of:*

- Final stormwater management planning document (Task II)¹
- Copies of designs for sediment reduction measures (Task IV)¹

¹ Supplement #2: Project Narrative AK CIAP NR AWCRSA T1-01

ACKNOWLEDGMENT OF CIAP FUNDS FOR REPORTS, PRINTED FINDINGS, AND WEBSITES

Publications

The following language should be placed on the title page (which follows the cover page) on all reports and/or printed findings funded by the CIAP:

Attachment A

Scope of Work

"This report (study, brochure, poster, etc.) is funded* with qualified outer continental shelf oil and gas revenues by the Coastal Impact Assistance Program, Fish and Wildlife Service, U.S. Department of the Interior."

* may be "in part"

Websites

A similar statement should be placed on the website created in full or in part with CIAP funds:

"This website is funded with qualified outer continental shelf oil and gas revenues by the Coastal Impact Assistance Program, Fish and Wildlife Service, U.S. Department of the Interior."