

Addendum No. 1

Owner: City of Unalaska

Project: **2020 PARK AND PLAYGROUND IMPROVEMENTS**
DPW Project Nos. 19102, 15202

Date: December 2, 2019

Please acknowledge receipt of this Addendum No. 1 in the appropriate blanks on the bid form.

The following corrections, changes, additions, deletions, revisions, and/or clarifications are hereby made a part of the contract documents for the subject project. In case of conflicts between this Addendum and previously issued documents, this Addendum shall take precedence.

Item 1:

PROJECT MANUAL, Section 00030 INVITATION TO BID:

Change "Sealed bids will be received until 2:00 p.m. local time on **December 12, 2019.....**"

To "Sealed bids will be received until 2:00 p.m. local time on **December 19, 2019.....**"

The bid advertisement period is being extended one week.

Item 2:

Electric light poles are being added to UCSD Park as an Additive Alternate. The Contract Documents are changed as follows:

Item 2.1: PLAN SET, *Replace Plan Sheet No. 6 of 30, UCSD PARK DEVELOPMENT & LAYOUT PLAN* with the attached revised sheet. Three light poles, a load center and and electrical conduit/conductors were added to the development plan.

Item 2.2: PLAN SET, *Add Plan Sheet No. 15.1 of 31, UCSD PARK ADD. ALT 2 – LIGHT POLES*. The added sheet is attached to this addendum. The sheet provides details for the light poles and associated electrical work.

Item 2.3: PLAN SET, All Sheets; *Change Sheet Nos. X of 30 to Sheet Nos. X of 31*.

Item 2.4: PLAN SET, Sheet 1 of 30 (now 31) COVER SHEET: *Add "15.1 UCSD PARK ADD. ALT 2 – LIGHT POLES"* to Sheet Index.

Item 2.5: PROJECT MANUAL, Section 00300 BID FORM, *Replace pages 00300-1 through 00300-10 with the attached Revised Section*. The revised forms add Additive Alternate 2, Light Poles.

Item 2.6: PROJECT MANUAL, Technical Specification 01025 MEASUREMENT AND PAYMENT, *Replace page 01025-9 with the attached page.* Additive Alternate 2 was added as a bid item.

Item 3:

PLAN SHEET 20 OF 30 (now 31), **SITKA SPRUCE PARK SUMMIT ROCK**, Note 6:

Change “Connect (4) aluminum Angle Mounting Brackets with (1) 5/8” x 8-1/2” SS Wedge Anchors with 7-1/2” Embedment.”

To “Connect (4) aluminum Angle Mounting Brackets with (4) 5/8” x 8-1/2” SS Wedge Anchors with 7-1/2” Embedment.”

There is one anchor bolt required for each mounting bracket.

End of Addendum No. 1

Attachments

Plan Sheet 6 of 31

Plan Sheet 15.1 of 31

BID FORM

Technical Specifications

UCSD PARK DEVELOPMENT & LAYOUT PLAN (Revised)

UCSD PARK ADD. ALT 2 – LIGHT POLES (New)

BID FORM (10-pages, Revised)

Page 01025-9 (1-page, Revised)

**Section 00300
BID FORM**

To: **City of Unalaska, Department of Public Works**

Address: **P.O. Box 610, Unalaska, Alaska 99685**

Project Identification: **City of Unalaska 2020 PARK AND PLAYGROUND IMPROVEMENTS**

DEFINITIONS

The terms used in this Bid which are defined in the General Conditions and Instructions to Bidders included as part of the Contract Documents are used with the same meaning in this Bid.

BIDDERS DECLARATION AND UNDERSTANDING

This Bid is genuine and not made in the interest of or on behalf of any undisclosed person, firm, or corporation and is not submitted in conformity with any agreement or rules of any group, association, organization, or corporation; Bidder has not directly or indirectly induced or solicited any other Bidder to submit a false or sham Bid; Bidder has not solicited or induced any person, firm, or corporation to refrain from bidding; and Bidder has not sought by collusion to obtain for itself any advantage over any other Bidder or over the City.

In submitting this Bid, Bidder represents, as more fully set forth in the Agreement, that Bidder has examined copies of all the Bidding Documents.

Bidder has familiarized itself with the nature and extent of the Contract Documents, work, site, locality, general nature of work to be performed by Owner or others at the site that relates to work for which this Bid is submitted as indicated in the Contract Documents, and all local conditions and all federal, state, and local Laws and Regulations that in any manner may affect cost, progress, performance, or furnishing of the work.

Bidder has reviewed and checked all information and data shown or indicated in the Contract Documents with respect to existing Underground Facilities at or contiguous to the site and assumes responsibility for the accurate location of said Underground Facilities. No additional examinations, investigations, explorations, tests, reports, or similar information or data in respect of said Underground Facilities are or will be required by Bidder in order to perform and furnish the work at the Contract Price, within the Contract Time, and in accordance with the other terms and conditions of the Contract Documents, including specifically the provisions of paragraph 4.3 of the General Conditions.

Bidder has correlated information known to Bidder and the results of all such observations, examinations, investigations, explorations, tests, and studies with the Contract Documents.

Bidder has given the City written notice of all conflicts, errors, ambiguities or discrepancies that it has discovered in the Contract Documents and the written resolution thereof by the City is acceptable to Bidder, and the Contract Documents are generally sufficient to indicate and convey understanding of all terms and conditions for performing and furnishing the work for which this Bid is submitted.

CONTRACT EXECUTION AND BONDS

The undersigned Bidder proposes and agrees, if this Bid is accepted, to enter into an agreement with the City in the form included in the Contract Documents to perform and furnish all work as specified or indicated in the Contract Documents for the Contract price and within the Contract Time indicated in this Bid and in accordance with the other terms and conditions of the Contract Documents.

Bidder accepts all of the terms and conditions of the Invitation to Bid and Instructions to Bidders, including without limitation those dealing with the disposition of Bid security. This Bid will remain subject to acceptance for 60 days after the day of Bid opening. Bidder will sign and deliver the required number of counterparts of the Agreement with the Bonds and City of Unalaska business license and other documents required by the Bidding Requirements within 10 days after the date of Owner's Notice of Award.

CERTIFICATE OF INSURANCE

Bidder agrees to furnish the City, before commencing any Physical Work related to this Contract and as required elsewhere, the certificates of insurance as specified in these Documents.

Bidder further agrees that the amount stated herein includes specific consideration for the insurance coverages, including contractual liability, specified in the Contract Documents.

CONTRACT COMPLETION TIME

Bidder agrees that the work will be completed and ready for final payment in accordance with the number of calendar days or completion date indicated in the Agreement.

LIQUIDATED DAMAGES

Bidder accepts the provisions of the Agreement as to liquidated damages in the event of failure to complete the work within the times specified in the Agreement.

ADDENDA

The Bidder hereby acknowledges that it has received Addenda No's _____, _____, _____, _____, _____, _____ (Bidder shall insert No. of each Addendum received) and agrees that all addenda issued are hereby made part of the Contract Documents, and the Bidder further agrees that its Bid(s) includes all impacts resulting from said addenda.

SALES AND USE TAXES

The Bidder agrees that all sales and use taxes are included in the stated bid prices for the work, unless provision is made herein for the Bidder to separately itemize the estimated amount of sales tax.

SUBCONTRACTORS

The Bidder further agrees that if the bid is the apparent low bid, he shall submit, within 5 days after the bid opening, a listing of subcontracting firms or businesses that will be awarded subcontracts for work in excess of \$5,000 and a copy of the City of Unalaska business license for the Contractor and each Subcontractor.

BID TABULATION AND SUMMARY

The Bidder further proposes to accept, as full payment for work proposed herein, the amount computed under provisions of the Contract Documents and based on the following Bid amounts, it being expressly

BID FORM - 2020 PARK AND PLAYGROUND IMPROVEMENTS

understood that the unit quantities of work shown on the plans is independent of the exact quantities involved. The Bidder agrees that the bid amount represent(s) a true measure of the labor and materials required to furnish, install, or provide the item of Work, including all allowances for overhead and profit. The amount shall be shown in both words and figures. In case of a discrepancy, the amount shown in words shall govern.

Bidder agrees to perform all of the work described in the Documents including the specifications, special provisions, and as generally shown on the plans for the prices stated in the Bid Schedules. Bidder understands that the Owner reserves the right to reject any or all bids and to waive any informalities in the bidding. Bidder understands that the Owner reserves the right to pick and choose what bid items will be constructed as part of this work, recognizing that Mobilization and Demobilization will be common to the remaining items of Work.

City of Unalaska
2020 PARK AND PLAYGROUND IMPROVEMENTS

BONDING

If the Bidder is awarded a construction Contract on this Proposal, the surety who provides the Performance Bond and Payment Bond will be _____

_____ whose address is _____,

_____,'

Street

City

_____.

State

Zip

BIDDER

An Individual

By

_____ (SEAL)

(Individual's name)

doing business as

Business

address: _____

Phone No.: _____

Fax No.: _____

Email address: _____

A Partnership

By _____ (SEAL)
(Firm name)

(general partner)

Business address: _____

Phone No.: _____

Fax No.: _____

Email address: _____

A Corporation

By _____
(Corporation name)

(state of incorporation)

By _____
(name of person authorized to sign)

(Title)

(Corporate Seal)

Attest _____
(Secretary)

Business address: _____

Phone No.: _____

Fax No.: _____

Email address: _____

A Joint Venture

By _____
(Name)

(Address)

By _____
(Name)

(Address)

Phone Number and Address for receipt of official communications

Business address: _____

Phone No.: _____

Fax No.: _____

Email address: _____

(Each joint venturer must sign. The manner of signing for each individual, partnership, and corporation that is a party to the joint venture should be in the manner indicated above.)

SUBMITTED on _____, 20__.

BID PROPOSAL
City of Unalaska
2020 PARK AND PLAYGROUND IMPROVEMENTS
UCSD PARK

ITEM NO.	EST. QUANT.	DESCRIPTION (Write Unit Bid Price in Words)	UNIT PRICE	TOTAL PRICE
U1	All	Mobilization/Demobilization _____ per lump sum		
U2	All	Demolition _____ per lump sum		
U3	All	Earthwork _____ per lump sum		
U4	All	Play Field _____ per lump sum		
U5	All	Basketball/Volleyball Court _____ per lump sum		
U6	All	Play Area: 8-Person Swing Set _____ per lump sum		
U7	All	Play Area, Pyramid Climber _____ per lump sum		
U8	All	Play Area, Boulder Stack _____ per lump sum		
U9	All	Chain Link Fence and Gates _____ per lump sum		
U10	All	Storm Drain _____ per lump sum		
U11	All	Concrete Sidewalk _____ per lump sum		
U12	All	Guardrail Relocation _____ per lump sum		

U13	All	Four-Square Painting _____		
		_____ per lump sum		
U14	All	Bleachers _____		
		_____ per lump sum		
U15	2	Picnic Table _____		
		_____ per each		
U16	2	Sign _____		
		_____ per each		
U17	1	Trash Can _____		
		_____ per each		
U18	5	Bench _____		
		_____ per each		
U19	1	Bike Rack _____		
		_____ per each		
U20	2	Soccer Goal _____		
		_____ per each		

Total Bid Price (Items U1 through U20): _____

Total Bid Price (in words): _____

Additive Alternate 2	All	Light Poles _____		
		_____ per lump sum		

Bidding Company: _____

Name (Printed): _____

Signature: _____ Date: _____

Contractors License No. _____ Business License No. _____

BID PROPOSAL
City of Unalaska
2020 PARK AND PLAYGROUND IMPROVEMENTS
SITKA SPRUCE PARK

ITEM NO.	EST. QUANT.	DESCRIPTION (Write Unit Bid Price in Words)	UNIT PRICE	TOTAL PRICE
S1	All	Mobilization/Demobilization _____ per lump sum		
S2	All	Demolition _____ per lump sum		
S3	All	Earthwork _____ per lump sum		
S4	All	Basketball Court _____ per lump sum		
S5	All	Play Area - Playground _____ per lump sum		
S6	All	Play Area, Summit Rock _____ per lump sum		
S7	All	Play Area, Pyramid Climber _____ per lump sum		
S8	All	Wood Fence and Gate _____ per lump sum		
S9	2	Picnic Table _____ per each		
S10	1	Trash Can _____ per each		
S11	3	Bench _____ per each		

2020 PARK AND PLAYGROUND IMPROVEMENTS

DIVISION 1

GENERAL

Section 01025

MEASUREMENT AND PAYMENT

- B. Basis of Payment: Payment for this work shall be in accordance with the General Conditions and shall include full payment for all work described. Payment will be made under the following Units:

<u>ITEM No.</u>	<u>DESCRIPTION</u>	<u>UNIT</u>
U19	Bike Rack	each

3.21 SOCCER GOALS

- A. Measurement: Measurement will be per each. This item includes a portable bike rack that will be field located at UCSD Park.

- B. Basis of Payment: Payment for this work shall be in accordance with the General Conditions and shall include full payment for all work described. Payment will be made under the following Units:

<u>ITEM No.</u>	<u>DESCRIPTION</u>	<u>UNIT</u>
U20	Soccer Goals	each

3.21 SEPARATOR WALL

- A. Measurement: No measurement of quantities will be made. This item includes construction of a precast concrete separator wall as specified and shown on Plan Sheet 18.1 and detailed on Plan Sheet 23. Work includes construction of concrete caissons or driven pipe foundations, pre-cast concrete panels, and appurtenances as noted.

- B. Basis of Payment: Payment for this work shall be in accordance with the General Conditions and shall include full payment for all work described. Payment will be made under the following Units:

<u>ITEM No.</u>	<u>DESCRIPTION</u>	<u>UNIT</u>
Additive Alternate 1	Separator Wall	lump sum

3.22 LIGHT POLES

- A. Measurement: No measurement of quantities will be made. This item includes three light poles with foundations, conduit, wiring, load center, junction boxes and other work required for a complete workable system.

- B. Basis of Payment: Payment for this work shall be in accordance with the General Conditions and shall include full payment for all work described. Payment will be made under the following Units:

<u>ITEM No.</u>	<u>DESCRIPTION</u>	<u>UNIT</u>
Additive Alternate 2	Light Poles	lump sum

END OF SECTION 01025



LIGHT POLE, TYP.
ADD. ALT. 2
SEE SHEET 15.1

LAYOUT COORDINATES			
NO.	NORTHING	EASTING	DESCR.
1	1183431.11	5318053.62	8' FENCE COR
2	1183528.51	5318108.92	8' FENCE COR
3	1183533.76	5318142.26	FENCE COR
4	1183582.30	5318159.81	FENCE COR
5	1183505.84	5318371.30	FENCE COR
6	1183321.11	5318247.98	FENCE COR
7	1183478.58	5318097.85	C.L. PLAYFIELD
8	1183412.19	5318215.14	C.L. PLAYFIELD
9	1183412.89	5318223.18	COR ROCK
10	1183402.99	5318240.56	COR ROCK
11	1183444.72	5318277.76	COR PYR
12	1183457.45	5318255.09	COR PYR
13	1183462.83	5318295.71	COR BBALL
14	1183485.61	5318232.70	COR BBALL
15	1183495.82	5318228.42	COR SWING
16	1183391.0	5318122.5	LIGHT POLE
17	1183354.7	5318186.2	LIGHT POLE
18	1183422.3	5318321.1	LIGHT POLE

STORM DRAIN,
SEE SHEET 14

RELOCATE 116'
GUARDRAIL, SEE
SHEET 15

1" C. 3#10 CU,
XHHW, TYP.

6'x45' CONCRETE
SIDEWALK EXTENSION,
SEE SHEET 15

Gravel
Parking

PLAN VIEW

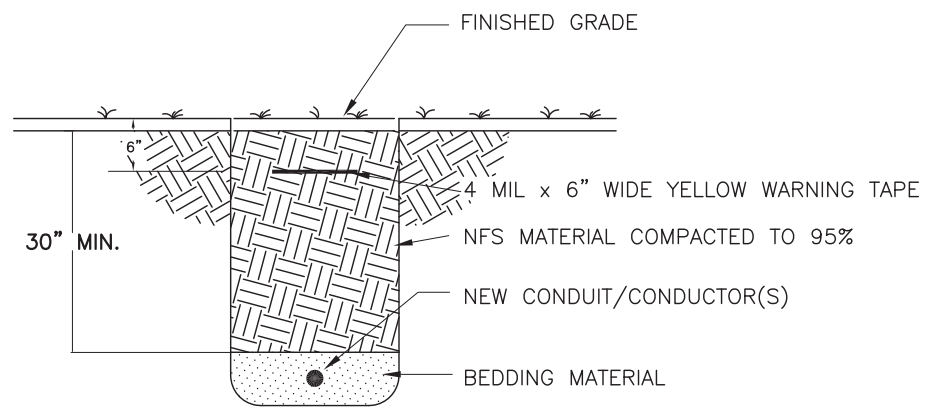
LOAD
CENTER

1	12/03/19	ADDENDUM 1 - ADD. ALT 2 LIGHT POLES
REV.	DATE	DESCRIPTION
REGAN ENGINEERING, P.C.		
PROJECT:		
City of Unalaska		
2020 PARK AND PLAYGROUND IMPROVEMENTS		
TITLE:		
UCSD PARK DEVELOPMENT & LAYOUT PLAN		
DESIGNED BY:	TR	DATE: 11/11/2019
CHECKED BY:	TR	PROJECT NOS: 19102, 15202
		SHEET NO: 6 OF 31

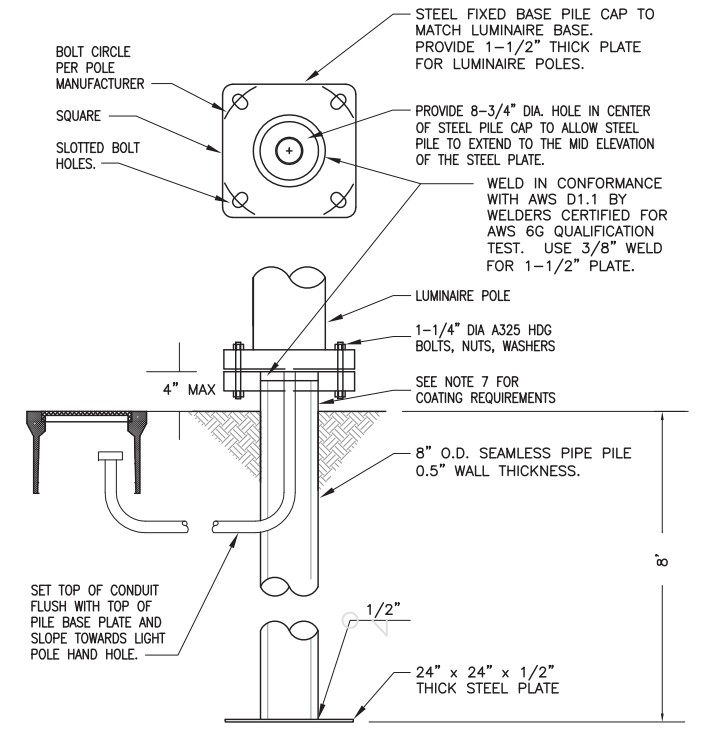
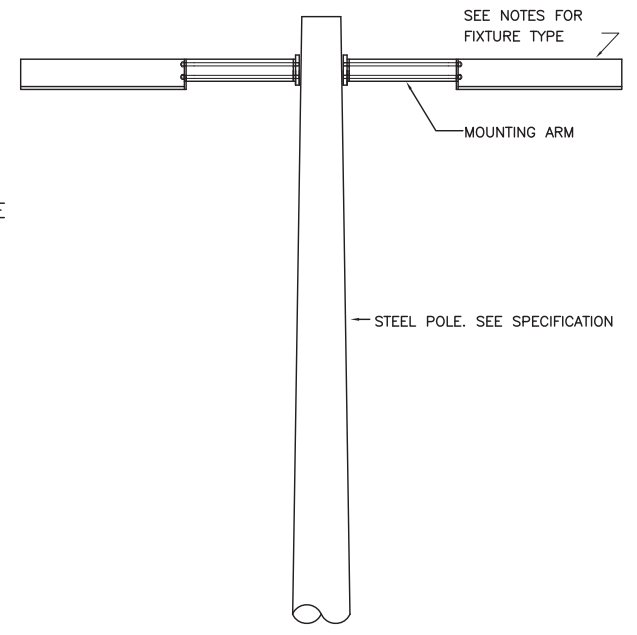
FOR BID
NOV. 11, 2019

NOTES/SPECIFICATIONS

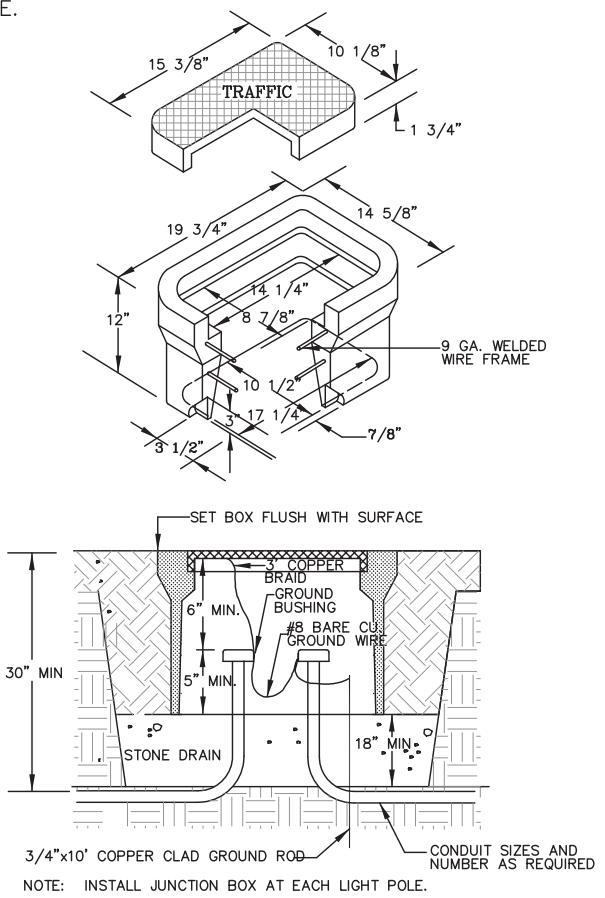
1. LIGHT POLES: ROUND TAPERED 30-FOOT GALVANIZED STEEL POLE, VALMONT #DS210-800E300-D4-GV-FBC-LAB. BOLTS 1-1/4" DIA. A325 W/WASHERS, HOT-DIP GALVANIZED.
2. LUMINAIRES: LOW-PROFILE ALUMINUM AREA LIGHT, TYPE 3 DISTRIBUTION, 525 mA DRIVER, SILVER HOUSING, BETA LED #ARE-EDG-3M-DA-10-D-UL-SV-525, 172 WATTS LED, UNIVERSAL VOLTAGE ELECTRONIC DRIVER. PROVIDE TWO LUMINAIRES PER POLE AT 180-DEGREES.
3. COMPLY WITH THE LATEST ADOPTED EDITION OF THE NATIONAL ELECTRICAL CODE, INTERNATIONAL BUILDING CODE, THE INTERNATIONAL FIRE CODE, AND LOCAL AMENDMENTS TO THESE CODES. COMPLY WITH THE LATEST PUBLISHED VERSION OF THE NECA STANDARD OF INSTALLATION.
4. USE SCHEDULE 40 PVC NONMETALLIC CONDUIT FOR UNDERGROUND LOCATIONS.
5. ALL CONDUCTORS SHALL BE COPPER WITH TYPE XHHW INSULATION AS SHOWN. MINIMUM BRANCH CIRCUIT SIZE SHALL BE 10 AWG (COPPER). COLOR CODE CONDUCTORS BLACK, RED AND WHITE. DO NOT SHARE NEUTRAL CONDUCTORS. PROVIDE DEDICATED NEUTRALS FOR EACH BRANCH CIRCUIT.
6. INSTALL LIGHTING EQUIPMENT COMPLETE, WIRED, ASSEMBLED, WITH PROPER FLANGES, MOUNTING SUPPORTS, HARDWARE, ETC. FOR LED POWER SUPPLIES, PROVIDE UL LISTED POWER SUPPLY AS RECOMMENDED BY THE LED FIXTURE MANUFACTURER. POWER SUPPLY SHALL BE INTEGRAL TO THE LUMINAIRE. POWER SUPPLY SHALL OPERATE AT THE SUPPLY VOLTAGE INDICATED ON THE PLANS AND SHALL BE LISTED FOR STARTING AND OPERATING THE LAMPS AT -20F.
7. REPAIR TOP OF POST FOUNDATIONS SO ALL STEEL ABOVE 6" BELOW THE GROUND SURFACE HAS A MINIMUM 12-MIL ZINC COATING. WIRE BRUSH AND HEAT ALL SURFACES AND USE HOT APPLIED REPAIR STICK WITH ZINC-CADMIUM ALLOYS, "REV-GALV", "GALV-WELD", "ZILT" OR EQUAL. APPLY PER MANUFACTURERS RECOMMENDATIONS TO ACHIEVE REQUIRED THICKNESS. REMOVE ALL FLUX RESIDUES. BRUSH APPLY TWO TOP COATS OF ZINC RICH PAINT OVER HOT APPLIED COATING. MAKE REPAIRS PRIOR TO INSTALLATION OF LIGHT POLE.



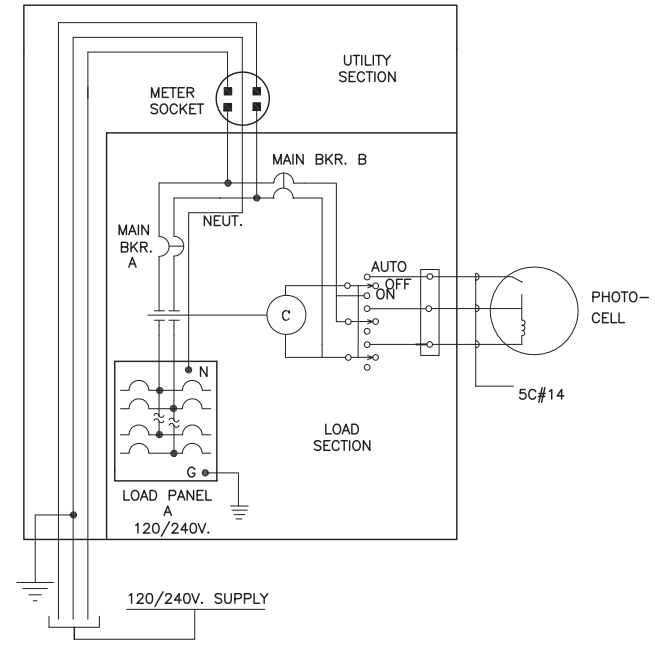
CONDUIT TRENCHING DETAIL 4
NOT-TO-SCALE



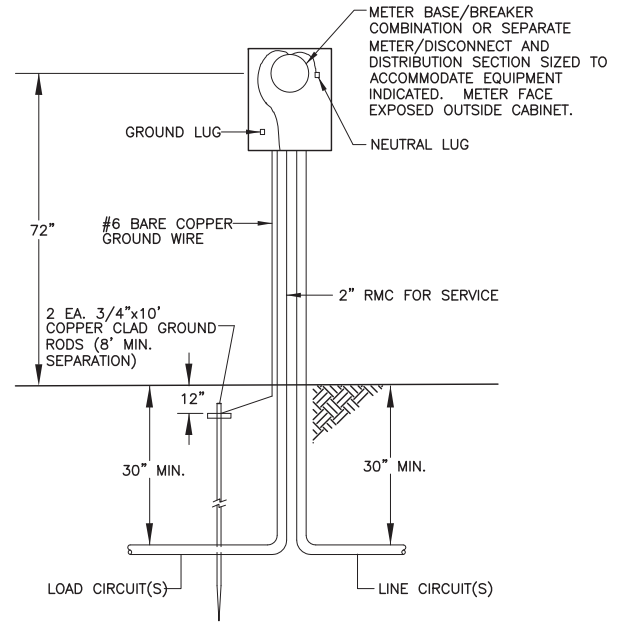
POLE AND BASE DETAIL 5
NOT-TO-SCALE



TYPE I JUNCTION BOX DETAIL 1
NOT-TO-SCALE



LOAD CENTER ONE-LINE DIAGRAM 2
NOT-TO-SCALE



- NOTES:
1. CONSTRUCT STAINLESS STEEL STRUT RACK TO SUPPORT LOAD CENTER PANEL. MOUNT RACK TO EXISTING CONCRETE LIGHT POLE BASE OR TRANSFORMER PAD WITH SS EXPANSION ANCHORS.
 2. RUN APPROPRIATELY SIZED CONDUITS AND CONDUCTORS TO CITY TRANSFORMER VAULT FOR CONNECTION BY CITY UTILITY. COORDINATE WITH CITY UTILITY REGARDING SPECIFIC CONSTRUCTION REQUIREMENTS FOR SERVICE.
 3. ATTACH CONDUITS TO POLE AT 24" INTERVALS.
 4. ATTACH GROUND WIRE TO POLE AT 12" INTERVALS.
 5. ON STEEL POST, ENCLOSE GROUND WIRE IN 3/4" RMC, BOND EACH END OF CONDUIT TO GROUND WIRE.

POST-MOUNT LOAD CENTER DETAIL 3
NOT-TO-SCALE

FOR BID
NOV. 11, 2019

REGAN ENGINEERING, P.C.

PROJECT: City of Unalaska
2020 PARK AND PLAYGROUND IMPROVEMENTS

TITLE: UCSD PARK
ADD. ALT 2 - LIGHT POLES

DESIGNED BY: TR DATE: 11/11/2019 SHEET NO: 15.1 OF 31
CHECKED BY: TR PROJECT NOS: 19102, 15202