

City of Unalaska, Alaska

Operating and Capital Budgets



Photo by Jacob Whitaker

Fiscal Year 2018

Table of Contents

FY18 Budget

Introduction	Page
▪ Budget Message.....	1
▪ FY18 Budget Goals.....	12
▪ Ordinance Adopting FY18 Budget.....	15
▪ Principal Executive Officers.....	19
▪ Organizational Chart.....	20
▪ Property Tax:	
○ Resolution - 2018 Property Tax Calendar.....	21
○ Resolution - Certifying 2017 Real and Personal Property.....	22
○ Resolution – FY18 Mil Rate Resolution.....	23
General Fund	
▪ Summary.....	24
▪ Revenues.....	25
▪ Expenditures:	
○ Mayor & Council.....	27
○ City Manager.....	29
○ Administration.....	31
○ City Clerk.....	34
○ Finance and Information Systems.....	36
○ Planning.....	39
○ Public Safety.....	41
○ Public Works.....	46
○ Parks Culture & Recreation.....	53
○ Non Departmental Expenditures.....	61
Special Revenue Funds	
▪ 1% Sales Tax.....	65
▪ Bed Tax.....	65
Enterprise Funds	
▪ Summary of Enterprise Funds.....	66
○ Electric Fund.....	69
○ Water Fund.....	79
○ Wastewater Fund.....	87
○ Solid Waste Fund.....	95
○ Ports and Harbors Fund.....	103
○ Airport Fund.....	116
○ Housing Fund.....	122
Appendix:	
▪ FY18 Personnel.....	128
▪ Five-Year Capital and Major Maintenance Plan (CMMP).....	135

CITY OF UNALASKA
43 Raven Way - P.O. Box 610
Unalaska, Alaska 99685



July 1, 2017

The Honorable Frank Kelty, Mayor
Unalaska City Council Members
Residents of the City of Unalaska

Re: FY18 Budget

Dear Mayor Kelty, Council Members and Residents of Unalaska:

My staff and I are pleased to present the City of Unalaska's Budget for Fiscal Year 2018, which commenced on July 1, 2017.

This budget message includes an overview of the philosophy with which we approached the development of the budget. The budget reflects and supports Council's FY18 Budget Goals and contains a summary of anticipated influences and impacts on the City's operations and planning in the near and long-term future.

The budget reflects our efforts to maintain current services while identifying cost savings where possible. This budget responds to Council's direction to attempt to keep non-personnel expenditure growth to less than three percent, and demonstrates our efforts to meet financial obligations in the face of increasing personnel and insurance costs and reduced funding from the State. Due to increasing pressure to reduce the federal deficit and the State of Alaska's fiscal challenges, fewer state and federal dollars will be available. This puts more pressure on local resources to maintain infrastructure, fund schools, support community services, and advance important capital projects.

The budget represents a general fund total of \$32,991,160 in revenues and \$27,013,225 in expenditures, less capital transfers, which is a 1.3% increase from FY17 general fund revenues and a 5.2% increase from FY17 budgeted expenditures.

Operating revenues in all fund types, including the general fund, special revenue funds, and proprietary funds, are projected to total \$69,731,718, less inter-fund transfers, which is an increase of 1.2% over last year's total operating revenues. Operating expenses, excluding transfers, for all fund types, are projected to total \$63,257,580, which is 1.8% more than last year's budgeted total of \$62,128,812.

The FY18 capital project budget totals \$50,757,300, which includes one projected grant for \$175,275 for the Haystack security fencing. If the grant does not materialize the project will be moved to FY19. A complete list and more detailed information on funding for each of these projects, as well as the Capital and Major Maintenance Plan (CMMP) that was adopted on April 25, 2017, can be found behind the capital budget tab.

I. OVERVIEW

This document is designed to give readers an overview of the City's FY18 financial picture that incorporates the factors that have influenced it, as well as the detail traditionally found in our budget. This budget message is focused on the big picture as it highlights selected changes in costs and levels of funding, identifies trends, and breaks out total revenues and expenditures in a single document.

II. GOALS

The following highlights the various sets of goals and objectives that have been developed by the City and explains the ways these activities have influenced planning, performance, and budgeting.

Community Visions for the Future: Unalaska 2011-2020 & Comprehensive Plan

The FY18 operating and capital budgets contain funding that addresses the goals and many of the recommended actions from the Community Visions study and Comprehensive Plan. The following is a list of some of the actions identified in the study and supported by expenditures in the City's FY18 budget:

1. **Support organizations that provide tourism development, health, arts, culture, education, the local women's shelter, drug and alcohol treatment and prevention, and the senior citizen nutrition program.** The City received nine grant applications and one capital grant request from local non-profit organizations. The Council funded all of the community grants for FY18 at \$1,178,034.
2. **Continue ongoing work and planning with state and federal agencies for various airport and passenger terminal improvements.** The City plans to develop a major maintenance project to perform some repairs to the Airport building. Since the Airport operates in the red due to the high cost of operations, the Staff will be requesting General Funds for this work during the FY19-23 CMMP process in the spring.
3. **Continue lobbying efforts to reduce airfares and improve air service to Unalaska.** In an effort to improve air service, City officials continue to work with Alaska Airlines and Peninsula Airways. With increases in fuel costs and the fact that we only have one air carrier providing service between Anchorage and Unalaska, it is unlikely that airfares will be reduced in the near term, but we will continue talks with PenAir and Alaska Airlines regarding air transportation to Unalaska.
4. **Maintenance of the City's water, sewer, and power utilities.** All major work is completed on our utility systems. The City will continue to work to maintain our facilities and services.
5. **Continue to encourage increased U.S. Coast Guard and state enforcement presence in Unalaska.** We continue to ensure Coast Guard representatives have information on our community in an effort to convince the Coast Guard to make Unalaska an accompanied duty station.
6. **Support the work of the City's Historic Preservation Commission.** The Historic Preservation Commission successfully entered into a contract to update the City's Historic Resources Inventory.
7. **Continue positive and educational interactions with the Unalaska City School District.** Public Safety will continue to provide staff as needed for educational outreach and offer safety related classes. City staff also participates in the school's Career Fair each year; conducts tours of City Hall

for students; and assists in lessons regarding the work of the City Council. The Planning Department also conducts educational outreach with elementary students each year. The City of Unalaska funds the schools at the full amount allowable under the law.

8. **Continue the City Council's Graduating Senior Scholarship Award Program.** Under the mayor and council section of the FY18 budget in the general fund, \$35,000 has been budgeted for the scholarship program. Any changes to the program need to be undertaken in February of 2018 in order to be in place by next graduation.
9. **Provide budget for annual Spring Clean-up Week through PCR.** The annual spring clean-up is a successful program for the City of Unalaska and the community due to the hard work of PCR and the community members. PCR will facilitate again in FY19.
10. **Continue to finance the removal of junk vehicles.** City staff is again working with a contractor to remove scrap metal from the island which will include junk cars. This bids we received in FY17 were far too expensive and we will work to find alternative disposal methods and look to rebid the contract to get more reasonable bids.
11. **Develop a maintenance plan for all public facilities, roads and parks.** We commit to developing a long range comprehensive plan that will incorporate all maintenance plans. Until that time the plans listed below will remain in effect. The Road Improvement Plan established the foundation for annual maintenance of our streets and roads. Various maintenance plans have also been developed for water, wastewater and electric utilities and are updated as projects are completed and new equipment put into service. The Ports Department maintenance plan was devised in 2006 and much of that plan, including underwater inspection and repair, has been adopted into routine practices.
12. **Continue park development and other recreational opportunities for residents.** In FY18 will make the last improvement to the Aquatics Center to repair degraded structures. PCR continues to develop recommendations for City Parks while also seeking grant funding to offset costs.
13. **Continue to recruit citizens willing to serve on City boards, committees, and commissions.** The City posts vacancies on boards, committees, and commissions as they come open.

City Council Fiscal Goals for FY18

On February 28, 2017, as part of the budget process through Resolution 2017-19, the City Council adopted fiscal goals for FY18. Listed below are the goals, each of which is followed by a brief summary of progress made and how that goal influenced development of the budget.

1. **Personnel. The number of full-time equivalent (FTE) employees will increase 3 Full time personnel. If revenue declines, consideration will be given to a reduction in work force. The number of employee positions approved by Council is 155 full-time and 33 part-time positions (11.13 FTE) resulting in a total FTE of 166.13.** The FY18 personnel increases are for a new Senior Fire Captain and two police officers. In addition Council directed the addition of an unfunded position for a building inspector.
2. **General Fund Surplus Deficit. The General Fund operations will be budgeted without a deficit. The Council may appropriate additional funds from surplus to cover costs of capital projects.** FY18 general fund operations are budgeted with a 4 million dollar surplus after all transfers to Capital Projects and Enterprise Funds.

3. Enterprise Self-Funding. Staff will continue to seek ways to balance budgets in the following enterprise funds. Based on budgets presented, this goal has been met for the electric and ports funds in the FY18 operating budget, less capital transfers. However, the water and wastewater funds did not meet this goal. Both the water and wastewater funds have budgeted losses which will be funded with prior years' surpluses. The airport fund improved revenue but still operates at a loss. Leases are adjusted annually, but there is still a deficit. The airport fund has sufficient net assets to cover this year's operating deficit of \$369,857. Housing is budgeted to lose \$265,092 in FY18, but has sufficient net assets to cover the loss.

4. Operating Expenses.

- a. The City Manager's proposed FY18 General Fund budget shall not increase more than 3 percent for non-personnel expenditures.** Total FY18 budgeted general fund non-personnel costs are 1.9% higher than FY17.
- b. The total amount available to fund the Community Support Program grants will continue to follow the formula of up to 3.4642% of the five-year average revenue for the General Fund and up to all of the Bed Tax Fund balance for the most recent complete years for a total of \$1,371,323. (Revenues do not include Other Financing Sources. The most complete years are FY12 through FY16.)** This goal was not met with the original budget. The FY18 budget reflects \$1,003,034 from the general fund and \$175,000 from bed tax revenues, for a total of \$1,178,034. This goal has been met.
- c. City management shall continue to examine ways to reduce expenditures without significantly impacting the level and quality of services to the public.** This goal has been met in the FY18 budget. Staff has done a good job of determining ways to adjust processes in an effort to keep costs down.
- d. City management shall continue to examine ways to reduce inventory without significantly impacting the level and quality of services to the public.** During the budgeting process City Staff worked to identify true inventory requirements. We made reductions where it makes sense and have processes in place to minimize growth in inventory.

5. Capital Projects.

- a. New capital assets or maintenance of capital assets will be limited to projects already in the CMMP, projects that are mandated or new projects that address life safety issues.** This goal has been met in the budget. The capital projects proposed for FY18 are those listed in the FY18-FY22 Capital and Major Maintenance Plan (CMMP), which the City Council adopted on April 25, 2017.
- b. The replacement and maintenance plans for all existing capital assets will be reviewed annually.** Beginning in FY18 the Staff will develop both a long range Comprehensive Plan and a Strategic Plan. We will work to perform most of the data gathering and fact finding internal to the City. We plan to contract the completion of the plan in FY19. The Comprehensive Plan and Strategic Plan will provide guidance for the City's long term requirements and will become instrumental in developing the annual CMMP.
- c. Vehicle and heavy equipment fleet will be reduced where appropriate without significantly impacting services provided to the public.** We continue to work to extend vehicle life in an effort to reduce overall costs. In an effort to avoid huge spikes in the budget process we will

continue to replace vehicles on an annual basis. Major overhauls are being completed on the heavy equipment fleet whenever possible to extend their useful life.

6. Revenues.

- a. **Enterprise fund rate studies will be completed every three years and presented to Council.** In FY17 Council agreed to rates for water, wastewater and solid waste. For the Ports Department, a tariff was implemented in 2011 and they are working toward a rate analysis this year for all facilities.
- b. **The mil rate will be reviewed annually to establish an appropriate mil rate to maintain infrastructure, operations.** This goal has been met. The mil rate is reviewed annually. The current mil rate is 10.5 mils.

7. Debt Service.

- a. **The City will not incur new debt without appropriate analysis to show impacts to rates or taxpayers, and will not incur new debt unless the capital asset is eligible for a debt reimbursement program; is mandated by State or Federal government; or is needed to address life safety issues.** The City does not plan to seek any loans for General Fund Capital projects in FY18.
- b. **The City may incur debt for Enterprise Funds provided there is a documented plan to pay the debt through rate adjustments.** The City is managing the debt for the capital projects.

Management Goals & City Assessment

The 16th Annual Assessment of City Services will be distributed to the council and posted on the City website later in 2017. The assessment will provide a snapshot of the volume of work being done by each division in each department, the tasks they have completed during the past year, and the projects needed in coming years. The assessment is an ever-changing document. While certain tasks and projects are completed, other tasks and projects develop.

The report is valuable in many respects. As an internal management tool, it provides a record of current work being done and jobs that have been completed. The process helps managers identify needs and prioritize tasks, and it promotes interdepartmental communication. The current and future tasks identified in the assessment reflect the work necessary to support and improve the City's day-to-day operations and those tasks that support the council's goals and direction. The report is also a record of the City's progress toward achieving the goals that residents identified in the HyettPalma community visioning process. The assessment is a tool to communicate information on the City's activities and direction to the public and others, such as legislators, lobbyists, consulting firms, government agencies, and local organizations who help us work toward our goals.

III. HIGHLIGHTS

The Process

The process and the final budget document emphasize the development of the budget based on City Council goals and priorities.

The budget cycle began in October with review of last year's CMMP and budget goals, an estimate of

funds available for capital projects, and the presentation of the budget calendar. In January, council finalized revenue projections and adopted their budget goals. City departments completed their draft operating budgets in early February, and council began the review of the FY18-22 CMMP.

The City Council set the FY18 level of school funding by resolution in April and in May set the property tax mil rate. The first reading of the budget ordinance was on May 9, 2017 with public hearing and second reading on May 23, 2017. The ordinance was passed on May 23, 2017.

Future Improvements

We will continue to work on improving the budget document each year as we strive to achieve our goal of meeting current professional standards. In doing so, we will not only fine tune the information provided, we will ease navigation through the document and facilitate greater understanding of the City's budget. We will continue to use planning documents and tools like annual council budget goals, the Comprehensive Plan, the CMMP, the Assessment of City Services, and long-term revenue forecasts to influence discussions and budget development.

Local, State, and Federal Revenues

1. **Local Revenues.** Revenues for FY18 are projected to be \$56,150,029.
2. **State Revenues and Funding.** This year, the legislature appropriated no money for capital projects. In addition, the State reduced its contribution to municipalities for debt payment reimbursement, reducing the City's revenues by \$565,973.
3. **Long-Range Fiscal Plan.** This year, staff will continue working on the fiscal sustainability plan which includes long-range plans to address revenue and expenditure concerns as we move forward with meeting the goals of the community.
4. **Municipal Revenue Sharing and Safe Communities, Municipal Dividend Proposal.** Last year, the state legislature continued the revenue sharing program that was reinstated in FY09. This year, we anticipate funding of approximately \$202,417. The Alaska Municipal League continues to work on behalf of municipalities to convince the legislature to include these in the budget.
5. **PERS and TRS.** In setting the Defined Benefit Plan rates, the ARMB addressed compliance with Senate Bill 125, the PERS "cost-share" bill. In fiscal year 2008, the bill converted the PERS defined benefit plan to a cost-share plan, and provided for one integrated system of accounting for all employers. The bill established one uniform rate of 22 percent for PERS employers, rather than separate contribution rates for each employer. The following table shows figures taken from the Alaska Department of Administration's Retirement and Benefits website:

PERS/TRS Defined Benefit Plan - FY18 Contribution Rates (PERS Tiers I / II / III and TRS Tiers I / II)		
	PERS	TRS
ARMB Adopted Rate	25.01%	26.78%
Employer Effective Rate	22.00%	12.56%

6. **Federal Funding.** In FY18 the United States Corps of Engineers will continue the study for the dredging of the entrance channel. There will be approximately \$600,000 in Federal funding made available for this study. We will cost share the Study to a maximum of \$1,500,000.

Personnel Costs

1. **Total Personnel Costs.** Total personnel costs for FY18 are projected at \$23,274,488, which is an 5.2% increase from the FY17 total of \$22,128,410. The FY18 total is 36.8% of the total operating budget. Personnel costs include salaries and wages, payroll taxes, benefits, and other compensation. Detailed positions and costs for each department are shown in the personnel portion of this budget.
2. **Salaries and Wages.** The salaries and wages line item for FY18 includes base pay rates, annual airfare payments, and the City's costs of providing paid leave and holidays. Salaries and wages for all departments and funds are \$12,587,742, which is a 5.5% increase over FY17.
3. **Employee Payroll Taxes and Benefits.**
 - a) Employee payroll taxes and benefits include City contributions to state and federal payroll taxes, the Alaska Public Employees Retirement System (PERS), health insurance premiums, Workers' Compensation insurance, and union benefits. The cost for employee benefits included in the budget is \$9,635,238, which is 41.4% of total personnel costs and an increase of 4.3% from FY17.
 - b) City contributions for employees to the state PERS were budgeted at \$3,340,476. In FY04, our employer contribution rate was 7.09%; in FY05, it was 12.09%; in FY06, it was 17.09%; in FY07, it was 18.5%; and in FY08, it was 20.81%. The plan is now a cost-share statewide plan, and for FY18, the City's contribution rate is 22% and the State of Alaska makes "on behalf" payments totaling 3.01%.
 - c) Workers' Compensation insurance rates are based on a combination of base rates set by the National Council on Compensation Insurance, the City's experience modifier, and on total payroll. The City's experience modifier fell modestly from .88 to .87. This equates to FY18 premiums of \$345,228 based on a payroll estimated at \$12,716,140, which resulted in an increase over FY17's adjusted premium of \$302,154.
 - d) The City will spend \$241,635 in airfare benefits for eligible employees in FY18.
 - e) The City pays health insurance premiums for eligible employees, and employees do not contribute to these premiums. Our standard insurance benefits include group medical, dental, and vision coverage for the employee and family. The FY18 budget reflects a monthly premium of \$2,591 per eligible employee which is 2.7% increase from what was originally budgeted in FY17. Based on the FY18 monthly premium per employee, the City expects to pay \$4,819,260 in health insurance premiums in FY18.
4. **Budgeted Overtime.** Budgeted overtime for all departments for FY18 is \$766,520, which is an increase from the FY17 budget of \$715,021. Our goal is to remain under budget on overtime costs but much of these costs are emergency and weather dependent.
5. **Future Pension Liability Reporting.** Beginning in FY15, two new Governmental Accounting Standards Board (GASB) Statements changed the way the City reports their estimated future pension liability: GASB 67 – Financial Reporting for Pension Plans and GASB 68 – Accounting and Financial Reporting for Pensions. In FY15 the long term pension liability for the City was \$11,730,783, with deferred pension inflows of \$1,355,305 and deferred pension outflows of \$1,511,257.

Insurance Costs and Trends

Each year in January, Administration prepares an estimate of the City's property, casualty, marine, and workers compensation insurance. The budget is prepared using estimated insurance market rates provided by the City broker (actual market rates are not available until mid to end of June), estimated City revenues and payroll, the City's loss history, the value of existing City property, the value of City property added during FY17, and the value of City property to be added in FY18.

The current insurance marketplace is generally stable. The workers' compensation marketplace continues to show rate stabilization. The exception is property insurance which may have some increase of up to 5%. The City's insurance costs will be primarily driven by loss experience, and the City of Unalaska has an excellent loss experience record, which should help keep premium costs down. Below are FY17 premiums and estimates for FY18:

Property & DIC (Earthquake & Flood)	FY17 Premiums	FY18 Estimates	
Property	\$225,213	\$283,221	APEI
DIC Layers I & II Combined	\$325,000	\$391,655	Brokered

Overall property premiums are expected to rise up to 5% due to possible higher market rates. Also, approximately every three years APEI adjusts property values to reflect the increase in market value. City property values rose an average of 3.5% overall. DIC rates are also dependent on property value, so this increase in property value will increase DIC premiums even though the market is expected to stay fairly flat. The budgets were increased to accommodate these increases.

	FY17 Premium	FY18 Estimates	
Liability Coverage	\$110,998	\$148,468	APEI

Liability coverage is based on payroll, the City's loss history, and on the number and type of vehicles and equipment owned by the City. The budget was increased for a variety of reasons. In FY17, the City replaced several vehicles and other equipment which resulted in higher and more expensive types of insurance coverage. In FY18 even more vehicles and equipment will be replaced. Increases in payroll also necessitate an increase. While the City continues to have an excellent loss history, a few incidences may cause a slight increase in premium coverage.

	FY17 Premium	FY18 Estimates	
Workers' Compensation	\$283,793	345,228	APEI

Workers' Compensation insurance premiums are based on rates set by the National Council on Compensation Insurance, payroll, and the City's loss experience modifier. The budget was increased based on increase in payroll. The City's experience modifier decreased modestly from .88 to .87 and should help lower premiums. Credit earned by the City's participation in APEI's Premium discount program should lower cost even further.

	FY17 Premium	FY18 Estimates	
Marine Coverage	\$85,636	\$89,918	Brokered

Marine coverage includes the rescue vessel and layers of marine liability. Marine insurance coverage is based on revenue and loss history. The Port has an excellent loss history and the slight budget increase in premium is due to an expected increase in FY18 revenues.

Premium Discounts

The City is currently in a three year agreement with Alaska Public Entity Insurance (APEI) and in exchange receives an annual dividend. The FY18 dividend is estimated to be \$97,306, which the City will receive after payment of all premiums.

APEI also offers a premium discount program in conjunction with its workers' compensation and liability insurance lines of coverage. The City submitted its FY17 training documentation in April 2017, for the FY18 discount.

On June 13, 2017, the City will receive actuals from the City broker and bind its property, casualty, marine and workers' compensation insurance policies.

The Capital and Major Maintenance Plan

Title VI of the Unalaska City Code requires the City Manager to submit a five-year capital improvement plan and budget of the proposed projects each year in conjunction with the City's operating budget. Each year, the City Council adopts this plan, now called the Capital and Major Maintenance Plan (CMMP), to help identify needs and set spending priorities for the coming five-year period. The first year of the plan supports the capital budget, and the following four years show anticipated costs for capital improvement projects, projected infrastructure and equipment maintenance or replacement needs. Each component of the CMMP is designed to identify and prioritize various needs and expected expenditure levels. With the addition of a five-year financial forecast in the budget document, the CMMP will also provide information on financial trends that may help identify financial problems well before they occur.

The capital asset threshold remains at \$50,000, but we have continued to list capital items like copiers and vehicles under \$50,000 on the CMMP for consistency. The Major Maintenance Schedule was added to the CMMP in FY03 and was an important addition. The Facilities Maintenance Supervisor developed a maintenance plan to look at major facility assets and projects replacement and repair needs over 20 years. The plan is updated annually after inspection of facilities, and items are scheduled through the CMMP and operating budget to ensure our investments in infrastructure and assets are well maintained.

School Funding

The Unalaska City School District's FY18 budget request to the City for \$3,945,920 was approved by council at their meeting on April 25, 2017. The district's request includes the required general fund appropriation of \$2,973,364 at the maximum rate allowed, and additional funding of \$972,556 in funding beyond the set cap for Community Schools, Preschool and Food Services. The approved funding for FY18 is 1.5% higher than FY17's total of \$3,886,516. This reduction is due to the legal limits placed on the amount the City can contribute.

Proprietary Funds Synopsis

According to the Governmental Financial Reporting Model, proprietary funds, formally known as enterprise funds, may be described as a special type of fund created to report on the activities for which user fees are charged for specific goods and services. Governments must set up proprietary funds if the principal revenue sources meet any of these criteria: debt issued backed only by user fees and charges; a legal requirement to recover the costs of services, including capital costs such as depreciation or debt service; or a local government's policy that all costs are recovered through user fees and charges, including capital costs such as depreciation or debt service.

It is important to note the goal for the proprietary funds is to break even or balance. If proprietary funds are required to be established as outlined above, it is the intent that the funds would break even through the use of user fees and service charges. However, in practice, local governments often use general funds to offset the difference between the requirements and the revenues collected in the proprietary funds. The proprietary funds can be used to show what portions of costs are covered by user fees and to identify the level of subsidies provided. This approach can be useful because it focuses attention on the costs of providing a specific service and highlights the portion of those costs paid by taxpayers.

Considering the above, all of the City's seven proprietary funds are subsidized by the general fund in a variety of ways. Some happen to receive general funds for day-to-day operational needs while others have or will receive subsidy for capital project requirements. The following summarizes the health of the proprietary funds.

- 1. Electric.** Operating revenues are expected to increase for the electric fund in FY18 due to anticipated higher fuel costs, which affects the COPA revenue. Revenues are budgeted at \$17,255,299 in FY18 compared to \$19,145,820 budgeted in FY17. The new powerhouse is more efficient which will decrease the overall fuel cost for electrical generation. Rates in this fund are directly linked to the cost of fuel, so the rates will increase/decrease as the cost of fuel increases/decreases. The rate study conducted in FY16 shows that electrical rates will not need to be raised for this Proprietary Fund. Cost controls and operational efficiencies are essential to improve the overall financial performance of this fund. There is a budgeted operating surplus of \$208,245 for FY18, before capital transfers.
- 2. Ports & Harbors.** The ports & harbors fund has been financially stable since FY10. FY18's outlook is positive, with projected revenues of \$7,404,928 which is an increase of 6.3% over last year's budget of \$6,964,399. The operating expenses for the fund are budgeted at \$7,372,338, which leaves a budgeted surplus of \$32,590.
- 3. Water.** The water fund has been traditionally stable over the years. However, this year revenues are projected to decrease due to decreased demand, and operating expenses are expected to increase over last year. For FY17, revenues are expected to be \$2,586,020 and operating expenses are expected to be \$3,035,257 which leaves a \$449,237 deficit. The completion of the rate study will determine rate increases needed to cover revenue deficits.
- 4. Solid Waste.** Fees and charges in the solid waste fund are projected to generate \$2,456,592, which is an increase of \$625,616 from FY16 projected revenue of \$1,830,673. The FY17 expenses for the solid waste fund are projected to be \$3,050,367 which will leave a deficit of \$593,775. This year, the utility will subsidize this loss, which includes cost for depreciation and post-closure costs, which are normally paid for by the general fund. Rates have increased steadily through the years, but due to the requirements for closure, post-closure care and depreciation, transfers from the general fund are likely to continue.
- 5. Wastewater.** The wastewater fund revenues for FY17 are projected to be \$2,367,254, which is an increase of \$194,645 from FY16 projected revenues of \$2,172,609. Operating expenses are budgeted to be \$3,999,246, which leaves a budgeted deficit of \$1,631,992.
- 6. Airport.** The airport fund fees and charges are projected to be \$553,626 in FY17, which is an increase from revenues of \$467,536 from FY16. FY17 operating expenses are projected to be \$1,097,903 which is an increase compared to FY16 of \$975,205. The projected deficit in operations in FY17 is expected to be \$544,277. Staff does not anticipate this fund to ever be self-sustaining.
- 7. Housing.** Housing fund revenue is projected to be \$275,242, an increase in revenues of \$19,331 over

FY16. As is the case with the airport fund, staff does not anticipate this fund to ever be self-sustaining.

IV. SUMMARY

Long-term planning and progress reporting are key components of performance accountability in local government. We will begin to develop the next evolution of the City of Unalaska's Comprehensive Plan that will include the strategic plan for execution. We will include our work on master plans for the City's utilities that will identify and assess these infrastructure assets, prepare us for regulatory changes, develop replacement schedules, and map out a path toward better management and improved financial performance.

The City of Unalaska is fortunate to have held money in reserve for emergencies, and our community has truly benefited from upturns in commercial fisheries. Elected officials and policymakers reinvested these revenues in the community for the benefit of residents, fisherman, visitors, seasonal workers, and many others who regularly pass through our community. The assets that past councils put in place, however, need to be maintained. Costs continue to rise. Both State and Federal funding sources are in flux. We can expect further declines in State support if the Legislature fails to address the revenue shortfalls presented to the State as oil production and prices continue to fall. Changes in state and federal fisheries and wildlife management regulations have the potential to further strain our local economy. In addition, our economy, while diverse in that we process many species of fish, is still a single-source, resource-extraction-based economy. We must make every effort to maintain the infrastructure that we have in place. To do this, we need to develop ways to invest in the future for the time when funding and fisheries, which are notoriously cyclical, take an inevitable downturn.

On July 1, 2017, the FY18 budget will turn public dollars into the public services that reflect the community's goals and meet the budget goals set by the City Council.

Finally, my staff and I would like to thank Mayor Kelty, the City Council, and residents for their advice and work in preparing the City of Unalaska's FY18 Operating and Capital Budgets.

Sincerely,

A handwritten signature in black ink, appearing to read "DMat", written over a circular stamp or watermark.

DAVID MARTINSON
City Manager

**CITY OF UNALASKA
UNALASKA, ALASKA**

RESOLUTION 2017-19

A RESOLUTION OF THE UNALASKA CITY COUNCIL APPROVING THE COUNCIL'S GOALS FOR THE FY18 BUDGET

WHEREAS, budget guidelines help to ensure that the budget is prepared in a manner consistent with City Council desires; and

WHEREAS, the City Council has discussed and selected the attached set of budget goals for FY18; and

WHEREAS, management will utilize the adopted goals as guidelines when developing the FY18 budget;

NOW THEREFORE, BE IT RESOLVED, that the Unalaska City Council adopts the attached goals as a guideline for developing the FY18 budget.

PASSED AND ADOPTED BY A DULY CONSTITUTED QUORUM OF THE CITY COUNCIL OF THE CITY UNALASKA THIS 28th DAY OF FEBRUARY 2017.



HON FRANK KELTY
Mayor

ATTEST:


CAT HAZEN
City Clerk

CITY COUNCIL GOALS FOR THE FY18 BUDGET YEAR

Personnel Goals

The number of full-time equivalent (FTE) employee authorizations will increase by 3 positions, two Police Officers and one Senior Fire Captain (convert volunteer to paid position). The number of employee positions approved by council is 156 full-time and 33 part-time (10.74 FTE) positions resulting in a total FTE of 166.74.

Additionally, 1 new position of Building Inspector will be created but not funded until council is satisfied with a job description, position responsibilities, the department overseeing the position, and the required funding. This will not impact the FTE until the position is budgeted for through a budget amendment in FY18 or future Fiscal Years.

There are 156 full-time positions and 33 part-time positions budgeted for FY18, for a total of 190 employees.

General Fund Surplus/Deficit

The General Fund operations will be budgeted without a deficit. The Council may appropriate additional funds from surplus to cover costs of capital projects.

Proprietary Funding

Staff will continue to seek ways to balance budgets in the following proprietary funds: Electric, Water, Wastewater, Solid Waste and Ports. City owned housing is used as an incentive for recruitment and retention, therefore, while we conservatively budget operations and renovations, a gap in funding will continue. In addition, the cost to operate the Airport continues to increase faster than the revenue gains. The General Fund will continue to cover the gap for Housing and the Airport when necessary.

Operating Expenses

The City Manager's proposed FY18 budget shall increase by no more than three percent for non-personnel expenditures with a goal to maintain as close to "zero" growth as possible. All non-personnel increases will continue to be highly scrutinized and staff must show proper justification not only of the added requirement but why they cannot absorb the cost in their existing baseline.

The total amount available to fund the Community Support Program grants will continue to follow the formula of 3.4642 percent of the five-year average revenue for the General Fund and Bed Tax Fund.

City management shall continue to examine ways to reduce expenditures without significantly impacting the level and quality of services to the public.

City Management shall continue to examine ways to reduce inventory without significantly impacting the level and quality of services to the public.

Capital Projects

New capital assets or maintenance of existing capital assets will be limited to projects approved by Council in the CMMP, which will include projects that are mandated, and new projects that address life, safety and health issues.

The replacement and maintenance plans for all existing capital assets will be reviewed annually.

The vehicle and heavy equipment fleet requirements will be reviewed annually and reduced where appropriate without significantly impacting services provided to the public.

Alternative Energy

In an effort to methodically proceed with alternative energy we will follow the Department of Energy's recommended process. We will first accomplish the wind study in FY18 to determine whether there is an adequate wind source in a reasonable location to pursue. The study will take 12-15 months from award of a contract if all goes smoothly. In subsequent FYs we will need to study our system to determine whether there are any necessary infrastructure upgrades required. The last step is to design a project to determine the affordability of wind power in Unalaska.

Revenues

Proprietary Fund rate studies will be completed every three years and presented to council.

The mil rate will be reviewed annually to establish an appropriate mil rate to maintain infrastructure and operations.

Debt Service

The City will not incur new debt without appropriate analysis to show impacts to rates or taxpayers, and will not incur new debt unless the capital asset is eligible for a debt reimbursement program; is mandated by State or Federal government; or is needed to address life, safety or health issues.

The City may incur debt for its Proprietary Funds provided there is a documented plan to pay the debt through rate adjustments.

CITY OF UNALASKA
UNALASKA, ALASKA

ORDINANCE 2017-07

**AN ORDINANCE ADOPTING THE FISCAL YEAR 2018 OPERATING AND CAPITAL
BUDGET FOR THE CITY OF UNALASKA.**

BE IT ENACTED BY THE CITY COUNCIL OF THE CITY OF UNALASKA:

Section 1. Classification: This is a non-code ordinance.

Section 2. Effective Date: This ordinance becomes effective July 1, 2017

Section 3. Content: The following sums of money as may be needed or deemed necessary to defray expenses and liabilities of the City of Unalaska are hereby appropriated for municipal purposes and objects of the City of Unalaska hereinafter specified for the fiscal year 2018, July 1, 2017 to June 30, 2018 for the operating section, and for the duration of the project for the capital section. Adoption of this ordinance recognizes that funds are appropriated at the department level or capital project level and as outlined below. The presentation shown (by function: general government, public safety, etc.) is the authorized legal level of control. Composition of these figures is explained in the full detail budget document.

I. OPERATING BUDGET

A. General Fund

Revenues

Taxes	55.70%	\$ 18,375,000
Intergovernmental	35.29%	11,641,510
Charges for Services	0.97%	319,350
Investment Income	3.94%	1,300,000
Other Revenues	0.44%	145,300
Other Financing Sources	3.67%	1,210,000
Appropriated Fund Balance	0.00%	-
Total General Fund Revenues		\$ 32,991,160

General Fund continued

Expenditures

General Government		
Mayor & Council	1.79%	\$ 517,968
City Administration	5.28%	1,530,012
City Clerks	1.78%	516,165
Finance	6.32%	1,831,654
Planning	2.44%	706,891
Total General Government	17.61%	5,102,690
Public Safety	22.41%	6,495,252
Public Works	22.36%	6,480,352
Parks, Culture & recreation	10.44%	3,024,880
Grants to Non-Profits	3.46%	1,002,944
Education Support	13.62%	3,945,920
Debt Service	3.32%	961,188
Transfers to Other Funds		
Transfers to Govt Capital Projects	2.74%	793,000
Transfers to Enterprise Operations	0.00%	-
Transfers to Enterprise Capital Projects	4.05%	1,173,994
Total Transfers	6.79%	1,966,994
Total General Fund Expenditures and Transfers		\$ 28,980,219

B. Special Revenue Funds

	Revenues	Appropriated Fund Balance	Expenditures
1% Sales Tax Fund	\$ 3,300,000	\$ -	\$ 2,456,860
Bed Tax Fund	175,000	-	175,000
Total Special Revenue Funds	\$ 3,475,000	\$ -	\$ 2,631,860

C. Proprietary Funds

	Revenues	Appropriated Net Assets	Expenditures
Electric Fund	\$ 17,255,299	\$ 608,912	\$ 17,864,211
Water Fund	2,586,020	\$ 519,665	3,105,685
Wastewater Fund	3,603,461	\$ 503,418	4,106,879
Solid Waste Fund	2,750,738	\$ 1,706,067	4,456,804
Ports & Harbors Fund	7,499,238	\$ 10,012,194	17,511,432
Airport Fund	552,420	\$ 369,857	922,277
Housing Fund	275,242	\$ 265,092	540,335
Total Proprietary Funds	\$ 34,522,418	\$ 13,985,205	\$ 48,507,623


Section 4. City of Unalaska staff is hereby authorized and directed to effect the necessary line item changes within the limits established above by fund, department, and project to properly account, and report on the expenditure of these funds.

PASSED AND ADOPTED BY A DULY CONSTITUTED QUORUM OF THE UNALASKA CITY COUNCIL THIS 24th DAY OF MAY 2017.



MAYOR

ATTEST:



CITY CLERK





**City of Unalaska
Capital and Major Maintenance Plan
FY 2018**

General Fund

Project #/ Type	Fund or Department	Project	Appropriated Funding	FY18 Request	Total	FY18 Financing Sources for Capital Cost					
						City				Other Grant	Total
						General Fund	1% Sales Tax	Proprietary	Debt		
	DPW - Facilities	Aquatics Center Column Repairs (Construction)	-	45,000	45,000	45,000	-	-	-	-	45,000
	Public Safety	Repeater Site Upgrade (Purchase/Const.)	-	110,000	110,000	110,000	-	-	-	-	110,000
	Public Works	Haystack Security Fence (Construction)	-	175,275	175,275	-	-	-	-	175,275	175,275
	Public Safety	DPS Records Management System Upgrade (Purchase)	-	500,000	500,000	500,000	-	-	-	-	500,000
PR601	PCR - Library	Unalaska Public Library Improvements (Pre-Design)	12,500	30,000	42,500	30,000	-	-	-	-	30,000
D0810	Public Works	S-Curves Pathway (Construction)	66,000	108,000	174,000	108,000	-	-	-	-	108,000
	General Fund	Vehicle Replacement (Purchases)	-	780,099	780,099	-	-	-	-	-	780,099
Governmental Grand Total			78,500	1,748,374	1,826,874	1,573,099	-	-	-	175,275	1,748,374

Proprietary Funds

Project #/ Type	Fund or Department	Project	Appropriated Funding	FY18 Request	Total	FY18 Financing Sources for Capital Cost					
						City				Other Grant	Total
						General Fund	1% Sales Tax	Proprietary	Debt		
	Electrical-Production	Generator Sets Rebuild (Annual Major Maintenance)	-	1,267,306	1,267,306	-	-	1,267,306	-	-	1,267,306
	Electrical-Distribution	Automatic Meter Read System (Eng & Design)	-	119,362	119,362	-	-	119,362	-	-	119,362
	Electrical-Production	Wind Energy (Inception/Concept)	-	200,000	200,000	200,000	-	-	-	-	200,000
	Electric	Vehicle Replacement (Purchases)	-	49,900	49,900	-	-	49,900	-	-	49,900
Electric Grand Total			-	1,636,568	1,636,568	200,000	-	1,436,568	-	-	1,636,568
	Water	General Hill Water Booster Pump (Eng & Design)	-	21,600	21,600	-	-	21,600	-	-	21,600
	Water	Vehicle Replacement (Purchases)	-	49,900	49,900	-	-	49,900	-	-	49,900
Water Grand Total			-	71,500	71,500	-	-	71,500	-	-	71,500
Wastewater Grand Total			-	-	-	-	-	-	-	-	-
	Solid Waste	Composting Project (Pre-Design)	-	30,000	30,000	-	-	30,000	-	-	30,000
	Solid Waste	Cells 3 & 4 Partial Closure (Construction)	-	1,000,000	1,000,000	-	-	1,000,000	-	-	1,000,000
	Solid Waste	Vehicle Replacement (Purchases)	-	256,364	256,364	-	-	256,364	-	-	256,364
Solid Waste Grand Total			-	1,286,364	1,286,364	-	-	1,286,364	-	-	1,286,364
PH201	Ports & Harbors	Entrance Channel Dredging (Pre-Design)	799,000	799,000	1,500,000	799,000	-	-	-	-	799,000
PH301	Ports & Harbors	UMC Dock Replacement and Expansion (Positions III & IV Const.)	3,005,858	45,000,000	48,005,858	-	-	10,000,000	35,000,000	-	45,000,000
	Ports & Harbors	Vehicle Replacement (Purchases)	-	40,500	40,500	-	-	40,500	-	-	40,500
Ports & Harbors Grand Total			3,796,858	45,749,500	49,546,358	799,000	-	10,040,500	35,000,000	-	45,749,500
	Airport	Airport Terminal Roof Replacement (Eng & Design)	-	140,000	140,000	140,000	-	-	-	-	140,000
Airport Grand Total			-	140,000	140,000	140,000	-	-	-	-	140,000
	Housing	Lear Road Duplexes Kitchen Renovation (Design & Const.)	-	124,994	124,994	124,994	-	-	-	-	124,994
Housing Grand Total			-	124,994	124,994	124,994	-	-	-	-	124,994
Governmental Fund Total			78,500	1,748,374	1,826,874	1,573,099	-	-	-	175,275	1,748,374
Proprietary Funds Total			3,796,858	49,008,926	52,805,784	1,173,994	-	12,834,932	35,000,000	-	49,008,926
City Grand Totals			3,875,358	50,757,300	54,632,658	2,747,093	-	12,834,932	35,000,000	175,275	50,757,300

N:\Clerks\Council\Next Meeting Documents\2017\05-09-17\FY18 Budget - 1st Reading\COPY of FY18 Budget Ordinance.xlsx/5/2017 9:22 AM

PRINCIPAL EXECUTIVE OFFICERS

July 1, 2017

Unalaska City Council

Mayor	Frank Kelty
Council Member	Dave Gregory
Council Member	Roger Rowland
Council Member	Alejandro Tungul
Council Member	Yudelka Leclere
Council Member	Rachelle Hatfield
Council Member	John Waldron

City Management

City Manager	David Martinson
Assistant City Manager	Erin Reinders
City Clerk	Cat Hazen
Interim Finance Director	Karl Swanson
Parks, Culture, & Recreation Director	Roger Blakeley
Planning Director	Bil Homka
Ports & Harbors Director	Peggy McLaughlin
Public Safety Director	Michael Holman
Public Works Director	Tom Cohenour
Public Utilities Director	Dan Winters

Special Services

Attorney	Hicks, Boyd, Chandler & Falconer
Auditors	KPMG

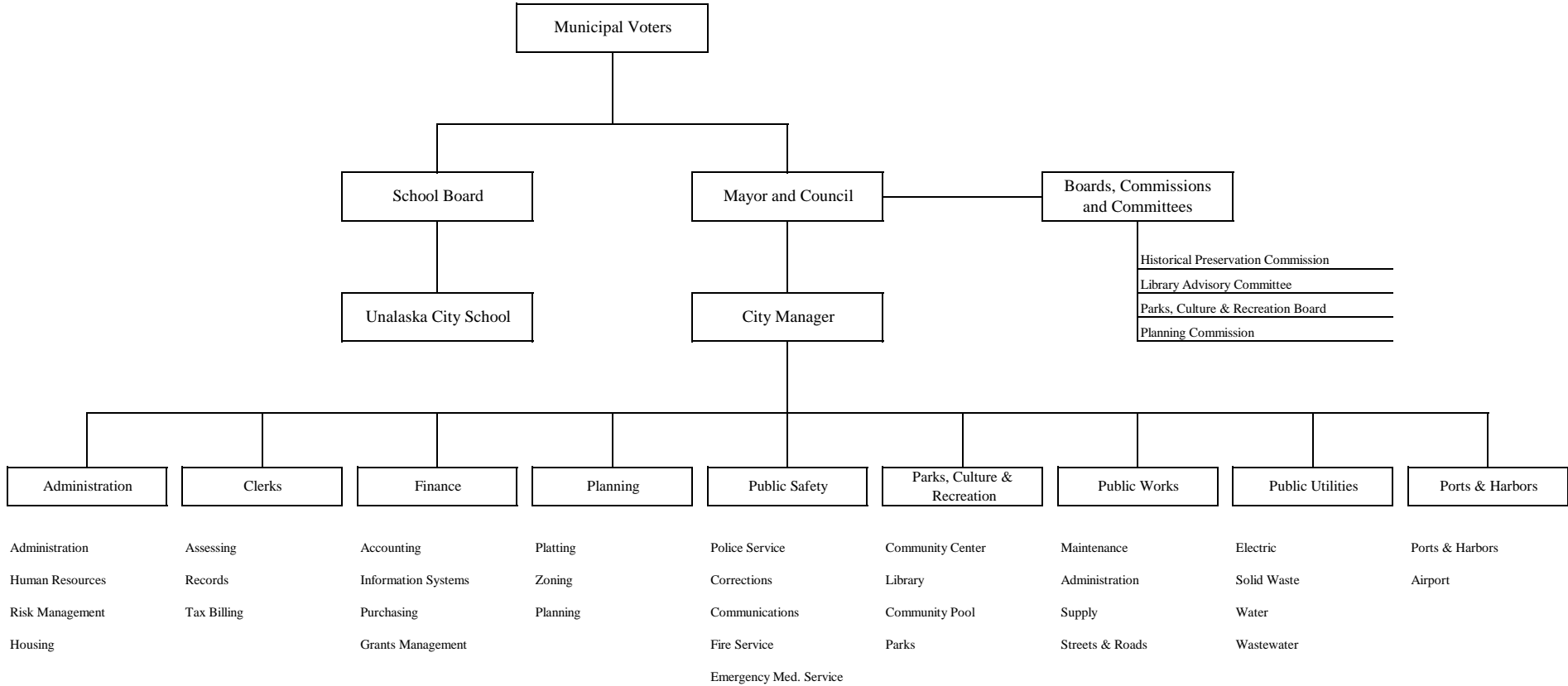
School Board

President	Tammy Fowler Pound
Clerk/Treasurer	Frank Kelty
Member	Cherry Tan
Member	Denise Rankin
Member	Fernando Barrera
Student Representative	Brian Conwell

School Officials

Superintendent	John Conwell
Secondary Principal	Jim Wilson
Elementary Principal	Eric Anderson
Business Manager	Holly Holman

City of Unalaska Organizational Chart



CITY OF UNALASKA
UNALASKA, ALASKA

RESOLUTION 2017-21

A RESOLUTION OF THE UNALASKA CITY COUNCIL ESTABLISHING DATES FOR THE FISCAL YEAR 2018 REAL PROPERTY TAX AND BUSINESS PERSONAL PROPERTY TAX COLLECTION EFFORT.

WHEREAS, UCO 6.36.020 states that taxes become due and are delinquent on dates set yearly by resolution.

NOW THEREFORE BE IT RESOLVED that the Unalaska City Council sets the following dates for the accomplishment of the FY18 real property tax and business personal property tax collection effort:

January 13, 2017	Mailing of Business Personal Property Declaration Forms
March 1, 2017	Deadline for return of Business Personal Property Declaration Forms
March 31, 2017	Mail Real Property and Business Personal Property Regular, Supplemental, and Involuntary Assessment Notices
April 28, 2017	Deadline for filing appeal to the Board of Equalization
May 9, 2017	Board of Equalization meets
June 30, 2017	Final mailing date for Real and Business Personal Property statements
August 21, 2017	First payment due date for regular Real and Business Personal Property tax rolls Final payment due date for Supplemental and Involuntary Business Personal Property tax rolls
August 22, 2017	Unpaid taxes become delinquent and subject to penalty and interest
October 20, 2017	Final payment due date for regular Real and Business Personal Property tax rolls.
October 21, 2017	Unpaid taxes become delinquent and subject to penalty and interest.

PASSED AND ADOPTED BY A DULY CONSTITUTED QUORUM OF THE UNALASKA CITY COUNCIL THIS 28th DAY OF FEBRUARY 2017.


MAYOR

ATTEST:


CITY CLERK



**CITY OF UNALASKA
UNALASKA, ALASKA**

RESOLUTION 2017-36

**A RESOLUTION OF THE UNALASKA CITY COUNCIL CERTIFYING THE 2017
REAL AND PERSONAL PROPERTY TAX ROLLS**

WHEREAS, the City Council of the City of Unalaska, Alaska has convened as the Board of Equalization on May 9, 2017, and has heard all appeals for the 2017 property tax assessments roll; and

WHEREAS, Unalaska City Code of Ordinances Section 6.32.110 provides that “the Board of Equalization shall certify its actions to the assessor within seven days”;

NOW THEREFORE BE IT RESOLVED that the City Council of the City of Unalaska, Alaska hereby accepts and certifies the property tax assessment roll for 2017 as follows:


REAL PROPERTY:

TOTAL ASSESSED VALUE	\$646,181,956
TOTAL TAXABLE	\$416,847,394


BUSINESS PERSONAL PROPERTY

TOTAL ASSESSED VALUE	\$177,725,034
TOTAL TAXABLE	\$173,925,097

PASSED AND ADOPTED BY A DULY CONSTITUTED QUORUM OF THE UNALASKA CITY COUNCIL THIS 9TH DAY OF MAY 2017.


MAYOR

ATTEST:


CITY CLERK



**CITY OF UNALASKA
UNALASKA, ALASKA**

RESOLUTION 2017-35

**A RESOLUTION OF THE UNALASKA CITY COUNCIL ESTABLISHING THE
RATE OF LEVY OF ASSESSED PROPERTY WITHIN THE CITY OF
UNALASKA, ALASKA FOR FISCAL YEAR 2018**

WHEREAS, Unalaska City Code Section 6.28.010(B) states, "The Council shall annually by resolution establish the rate of levy on assessed property within the City"; and


WHEREAS, Unalaska City Council has reviewed options and information regarding the mil rate for Unalaska;

NOW THEREFORE BE IT RESOLVED BY THE UNALASKA CITY COUNCIL THAT the rate of levy on assessed property within the City of Unalaska, Alaska for Fiscal Year 2018 shall be set at 10.5 mils.

PASSED AND ADOPTED BY A DULY CONSTITUTED QUORUM OF THE UNALASKA CITY COUNCIL THIS 9TH DAY OF MAY 2017.


MAYOR

ATTEST:


CITY CLERK



City of Unalaska
FY2018 General Fund Budget Summary
Adopted May 24, 2017

	FY2014 Actual	FY2015 Actual	FY2016 Actual	FY2017 Budget	Adopted Budget	% Chg
REVENUES						
Raw Seafood Tax	4,449,921	4,981,770	5,123,372	5,300,000	5,300,000	0.00%
AK Fisheries Business	4,377,934	3,639,448	4,099,315	3,900,000	3,900,000	0.00%
AK Fisheries Resource Landing	6,974,887	5,014,309	3,034,438	5,300,000	5,300,000	0.00%
Property Taxes	5,163,989	5,769,716	5,921,212	6,000,000	6,000,000	0.00%
Sales Tax	8,255,697	8,020,397	7,757,315	6,600,000	7,000,000	6.06%
Investment Earnings	741,642	635,840	1,307,140	700,000	1,300,000	85.71%
Other Revenues	6,318,399	9,604,525	4,689,704	4,767,134	4,191,160	(12.08%)
Total Revenues	36,282,469	37,666,006	31,932,495	32,567,134	32,991,160	1.30%
EXPENDITURES						
Mayor & Council	468,840	434,338	433,736	520,401	517,968	(0.47%)
City Administration	1,435,100	1,548,848	1,268,368	1,551,376	1,530,012	(1.38%)
City Clerk	565,670	450,619	448,749	507,812	516,165	1.64%
Finance	1,529,454	1,635,147	1,550,146	1,779,055	1,831,654	2.96%
Planning	458,087	509,108	435,740	692,362	706,891	2.10%
Public Safety	4,943,951	5,416,937	5,051,300	5,760,372	6,495,251	12.76%
Public Works	5,544,709	5,861,292	5,373,557	6,111,164	6,480,353	6.04%
Parks, Culture & Recreation	2,614,746	2,722,426	2,499,087	2,922,858	3,024,880	3.49%
Other Expenses	5,879,201	7,692,989	5,797,985	5,824,138	5,910,052	1.48%
Total Operating Expenditures	23,439,758	26,271,705	22,858,668	25,669,538	27,013,225	5.23%
Transfers To Capital Projects	522,272	(1,270,170)	3,403,582	541,405	793,000	46.47%
Transfers To Enterprise Capital	(317,954)	3,600,472	0	3,818,367	1,173,994	(69.25%)
	238,718	2,330,301	3,403,582	4,359,772	1,966,994	(54.88%)
General Fund Net	12,603,994	9,064,000	5,670,245	2,537,824	4,010,941	

	Personnel Expenses	Operating Expenses	Capital Expenses	Other Expenses	Budget Approved	% of Fund
EXPENDITURES						
Mayor & Council	47,977	469,991	0	0	517,968	1.92%
City Administration	818,910	711,102	0	0	1,530,012	5.66%
City Clerk	408,970	107,195	0	0	516,165	1.91%
Finance	1,279,571	823,500	0	(271,417)	1,831,654	6.78%
Planning	515,291	191,600	0	0	706,891	2.62%
Public Safety	5,405,970	886,721	202,560	0	6,495,251	24.04%
Public Works	3,759,399	2,111,665	609,289	0	6,480,353	23.99%
Parks, Culture & Recreation	2,138,026	886,854	0	0	3,024,880	11.20%
Other Expenses	0	0	0	5,910,052	5,910,052	21.88%
Total Operating Expenditures	14,374,114	6,188,628	811,849	5,638,635	27,013,225	

City of Unalaska
FY2018 General Fund Budget Detail
Revenues
Adopted May 24, 2017

		FY2014 Actual	FY2015 Actual	FY2016 Actual	FY2017 Budget	Adopted Budget	% Chg
Taxes							
01010040 - 41110	Real Property Tax	3,450,865	3,862,354	4,085,050	4,200,000	4,200,000	0.00%
01010040 - 41120	Personal Property Tax	1,713,124	1,907,363	1,836,163	1,800,000	1,800,000	0.00%
01010040 - 41310	City Sales Tax	8,255,697	8,020,397	7,757,315	6,600,000	7,000,000	6.06%
01010040 - 41410	Raw Seafood Tax	4,449,921	4,981,770	5,123,372	5,300,000	5,300,000	0.00%
01010040 - 41911	Real Property Tax P&I	25,354	26,381	14,094	25,000	25,000	0.00%
01010040 - 41912	Personal Property Tax P&I	11,623	42,521	8,522	20,000	20,000	0.00%
01010040 - 41930	Gen Sales and Use Tax P&I	55,680	18,635	9,534	20,000	20,000	0.00%
01010040 - 41941	Raw Seafood Tax Penalty / Int	25,667	1,094	0	10,000	10,000	0.00%
Total Taxes		17,987,929	18,860,515	18,834,049	17,975,000	18,375,000	2.23%
Intergovernmental							
01010041 - 42350	State Shared Revenue	323,260	321,609	303,810	202,417	202,417	0.00%
01010041 - 42351	Fisheries Business Tax	4,377,934	3,639,448	4,099,315	3,900,000	3,900,000	0.00%
01010041 - 42352	Fisheries Resource Land Tax	6,974,887	5,014,309	3,034,438	5,300,000	5,300,000	0.00%
01010041 - 42353	Motor Vehicle License Tax	64,499	58,794	82,773	60,000	60,000	0.00%
01010041 - 42354	Alcoholic Beverage Tax	16,700	2,500	16,700	17,000	17,000	0.00%
01010041 - 42355	PERS Nonemployer Contributions	0	0	382,679	0	318,531	0.00%
01010041 - 42359	Other State Revenue	959,807	3,074,091	99,926	318,532	0	(100.00%)
01010041 - 42390	State PILT	769,794	826,669	823,341	503,416	503,416	0.00%
01010141 - 42149	Misc Fed Operating Grant	0	0	2,565	0	0	0.00%
01011041 - 42151	DMV Commissions	57,791	60,196	55,456	60,000	60,000	0.00%
01011041 - 42155	Corrections Contract	762,050	784,012	431,207	481,355	481,355	0.00%
01011041 - 42157	Local Emergency Planning	14,343	13,913	14,343	14,343	14,343	0.00%
01011041 - 42198	Other Grants-DPS	3,000	0	0	0	0	0.00%
01011041 - 42199	Misc State Operating Grants PS	51,914	22,156	19,396	30,000	20,000	(33.33%)
01012041 - 42101	Fed FCC Universal Srv Grant O	50,777	42,276	40,085	39,874	39,874	0.00%
01012041 - 42170	AK Public Library Assistance	8,600	6,650	6,650	7,000	7,000	0.00%
01012041 - 42171	IMLS Library Grant	7,000	7,000	8,500	6,000	6,000	0.00%
01012041 - 42172	OWL Library Grant	27,275	24,294	35,074	35,074	35,074	0.00%
01012041 - 42199	Misc State Operating Grant PCR	0	2,409	1,248	3,700	3,700	0.00%
01013541 - 42152	Debt Reimbursements Grants	827,547	660,289	668,276	1,238,773	672,800	(45.69%)
Total Intergovernmental		15,297,179	14,560,616	10,125,782	12,217,484	11,641,510	(4.71%)
Charges for Services							
01010142 - 43130	Zoning and Subdivision Fees	2,700	3,490	700	3,000	3,000	0.00%
01010142 - 43140	Printing / Duplicating Service	0	11	0	0	0	0.00%
01010142 - 43190	Other and Late Fees	9,223	17,830	4,411	20,000	20,000	0.00%
01011042 - 43211	Impound Yard Storage Fees	420	250	120	250	250	0.00%
01011042 - 43212	Police Civil Service	950	1,000	750	1,000	1,000	0.00%
01011042 - 43250	Ambulance Service Fees	0	75,126	67,122	75,000	75,000	0.00%
01011042 - 43251	EMT Class Fees	0	6,000	0	500	500	0.00%
01011042 - 43260	Animal Control / Shelter Fees	495	510	850	600	600	0.00%
01012042 - 43710	Facility Passes	106,890	139,790	123,502	114,500	114,500	0.00%
01012042 - 43720	Program Fees	70,213	47,805	59,325	75,000	75,000	0.00%
01012042 - 43730	Concessions	0	0	0	3,000	3,000	0.00%
01012042 - 43740	Facility Rental Fees	12,721	7,648	3,691	6,000	6,000	0.00%
01012042 - 43750	Equipment Rental Fees	643	749	717	500	500	0.00%
01012042 - 43760	Other PCR Fees	6,407	6,360	3,782	4,000	4,000	0.00%
01012042 - 43770	Library Fees	14,341	12,399	10,156	11,700	11,700	0.00%
01012042 - 43771	Passport Fees (libry)	3,775	2,900	3,225	4,000	4,000	0.00%
01012042 - 43772	Library Postage Fee	409	180	714	300	300	0.00%
Total Charges for Services		229,185	322,047	279,066	319,350	319,350	0.00%

City of Unalaska
FY2018 General Fund Budget Detail
Revenues
Adopted May 24, 2017

		FY2014 Actual	FY2015 Actual	FY2016 Actual	FY2017 Budget	Adopted Budget	% Chg
Investment Income							
01010043 - 47110	Interest Revenue	1,032,683	871,070	971,866	700,000	1,300,000	85.71%
01010043 - 47115	Interest Income-bonds	30	15	0	0	0	0.00%
01010043 - 47120	Incr (Decr) FMV Investments	(291,041)	(235,230)	335,273	0	0	0.00%
Total Investment Income		741,672	635,855	1,307,140	700,000	1,300,000	85.71%
Assessments							
01010044 - 46513	Special Assess Pen & Int	3,151	0	0	0	0	0.00%
Total Assessments		3,151	0	0	0	0	0.00%
Other							
01010047 - 45110	Business Licenses and Permits	12,959	12,407	11,538	12,000	12,000	0.00%
01010047 - 45210	Building Permits	4,800	4,650	3,750	5,000	5,000	0.00%
01010047 - 45220	Taxi Permits	2,550	2,200	2,220	2,500	2,500	0.00%
01010047 - 45230	Animal Licenses	175	235	240	300	300	0.00%
01010047 - 46210	Forfeits	5,076	2,239	192	1,500	1,500	0.00%
01010047 - 47210	Tideland Rent	71,227	103,957	139,832	104,000	104,000	0.00%
01010047 - 47220	Land Rent	14,447	19,815	19,815	20,000	20,000	0.00%
01012047 - 47400	Contrb & Donate / Prv Sources	0	625	0	0	0	0.00%
Total Other		111,235	146,128	177,587	145,300	145,300	0.00%
Other Financing Sources							
01010048 - 49210	Sale of Fixed Assets	8,823	11,078	8,871	10,000	10,000	0.00%
01010048 - 49410	Other	6,620	1,929,767	0	0	0	0.00%
01019848 - 49110	Transfers From Spec Rev Fnd	1,200,000	1,200,000	1,200,000	1,200,000	1,200,000	0.00%
01019848 - 49140	Transfers From Entrp Capt Proj	320,826	0	0	0	0	0.00%
01019848 - 49150	Transfers from Prop Cap Assets	375,851	0	0	0	0	0.00%
Total Other Financing Sources		1,912,119	3,140,846	1,208,871	1,210,000	1,210,000	0.00%
Total General Fund Revenues		36,282,469	37,666,006	31,932,495	32,567,134	32,991,160	1.30%

General Fund: **Mayor and Council** (0100-001)

Mission Statement

Strengthen our economy and sense of community.

Departmental Goals

- *Successfully lobby on the State and Federal level for issues that are important to the community of Unalaska and the International Port of Dutch Harbor by being prepared and well informed about matters that impact the community*
- *Protect the financial interests of the City*
- *Make informed decisions that maintain and protect infrastructure needed to provide dependable and efficient services and economic growth*
- *Promote economic development in the community*
- *Set clear broad vision for community needs for City staff to work to attain*
- *Ensure all actions of City business is done in an ethical manner and is open to the public*

City of Unalaska
FY2018 General Fund Budget Detail
Expenditures
Adopted May 24, 2017

		FY2014 Actual	FY2015 Actual	FY2016 Actual	FY2017 Budget	Adopted Budget	% Chg
Mayor & Council							
Council							
01020151 - 51100	Salaries and Wages	32,900	36,525	36,650	44,400	44,400	0.00%
01020151 - 52200	FICA & Medicare Emplr Match	2,517	2,795	2,804	3,397	3,403	0.20%
01020151 - 52300	PERS Employer Contribution	4,758	6,818	2,331	2,196	0	(100.00%)
01020151 - 52500	Workers Compensation	112	107	117	158	174	10.00%
Total Personnel Expenses		40,287	46,245	41,903	50,151	47,977	(4.34%)
01020152 - 53260	Training Services	4,205	1,215	1,075	6,000	6,000	0.00%
01020152 - 53300	Other Professional Svcs	197,243	191,703	155,855	159,000	159,000	0.00%
01020152 - 54230	Custodial Services/Supplies	0	0	423	0	0	0.00%
01020152 - 55310	Telephone / Fax/ TV	1,287	1,108	1,872	1,379	2,080	50.80%
01020152 - 55901	Advertising	0	644	16	0	0	0.00%
01020152 - 55902	Printing and Binding	0	727	1,100	0	750	0.00%
01020152 - 55903	Travel and Related Costs	68,622	53,671	72,347	71,051	88,951	25.20%
01020152 - 55906	Membership Dues	3,659	8,863	8,803	11,955	11,955	0.00%
01020152 - 55999	Other	1,021	857	248	1,500	1,500	0.00%
01020152 - 56100	General Supplies	38,843	32,933	38,656	38,735	37,500	(3.20%)
01020152 - 56120	Office Supplies	937	58	196	250	250	0.00%
01020152 - 56310	Food/Bev/Related for Programs	323	0	0	1,400	1,400	0.00%
01020152 - 56320	Business Meals	18,012	8,563	11,760	20,510	20,510	0.00%
01020152 - 56330	Food/Bev/Related Emp Apprctn	1,419	1,353	1,234	910	910	0.00%
01020152 - 56400	Books and Periodicals	225	139	0	384	384	0.00%
01020152 - 58498	Council Sponsorships Contngncy	9,500	18,510	18,249	60,000	20,000	(66.70%)
01020152 - 58499	Council Sponsorships - Planned	83,257	67,751	80,000	97,176	118,801	22.30%
Total Operating Expenses		428,553	388,094	391,834	470,250	469,991	(0.06%)
Total Council		468,840	434,338	433,736	520,401	517,968	(0.47%)

General Fund: *City Manager's Office* (0100-002)
Responsible Manager/Title: Dave Martinson, City Manager

Mission Statement

To provide professional advice and guidance to the City Council, act as the City's representative regarding state and federal issues and manage City services in an efficient manner while ensuring the public is included and informed throughout the government process.

Departmental Goals

- *Ensure processes to conduct city business are public, transparent, fair for all and improve processes to be more efficient and effective*
- *To foster open, constructive communication between the City and Stakeholders*
- *To ensure all State and Federal Regulations are met by facilities and operations*
- *To serve as a resource for City Council Directives*
- *To promote economic development*

City of Unalaska
FY2018 General Fund Budget Detail
Expenditures
Adopted May 24, 2017

		FY2014	FY2015	FY2016	FY2017	Adopted	%
		Actual	Actual	Actual	Budget	Budget	Chg
City Administration							
City Manager's Office							
01020251 - 51100	Salaries and Wages	190,729	198,176	141,414	159,689	162,444	1.70%
01020251 - 51200	Temporary Employees	0	28,140	37,770	0	0	0.00%
01020251 - 51300	Overtime	1,163	998	1,573	1,000	1,000	0.00%
01020251 - 52100	Health Insurance Benefit	44,409	23,404	40,176	48,422	49,745	2.70%
01020251 - 52200	FICA & Medicare Emplr Match	12,667	15,671	14,150	10,535	11,003	4.40%
01020251 - 52300	PERS Employer Contribution	70,101	110,923	39,552	42,004	42,723	1.70%
01020251 - 52400	Unemployment Insurance	506	459	482	397	398	0.30%
01020251 - 52500	Workers Compensation	736	644	542	563	620	10.00%
Total Personnel Expenses		320,311	378,415	275,658	262,610	267,933	2.03%
01020252 - 53260	Training Services	1,270	550	975	975	2,430	149.20%
01020252 - 53300	Other Professional Svcs	21,275	0	6,627	20,000	20,000	0.00%
01020252 - 54230	Custodial Services/Supplies	38,024	37,734	33,143	39,700	42,500	7.10%
01020252 - 54300	Repair/Maintenance Services	2,740	1,055	1,625	1,500	1,500	0.00%
01020252 - 54420	Equipment Rental	80	86	0	0	0	0.00%
01020252 - 55310	Telephone/Fax/TV	2,055	2,471	1,491	1,201	1,000	(16.70%)
01020252 - 55330	Radio	0	0	0	30,000	0	(100.00%)
01020252 - 55901	Advertising	1,695	1,695	1,835	1,850	1,850	0.00%
01020252 - 55902	Printing and Binding	2,536	116	128	1,300	500	(61.50%)
01020252 - 55903	Travel and Related Costs	32,569	27,237	27,954	33,300	37,225	11.80%
01020252 - 55905	Postal Services	185	1,000	960	1,200	1,200	0.00%
01020252 - 55906	Membership Dues	500	500	540	250	1,526	510.40%
01020252 - 55908	Employee Moving Costs	0	533	1,544	0	0	0.00%
01020252 - 56100	General Supplies	2,909	6,210	2,405	9,000	9,000	0.00%
01020252 - 56120	Office Supplies	2,293	1,505	2,023	3,000	3,000	0.00%
01020252 - 56260	Gasoline for Vehicles	1,666	1,684	1,456	1,320	1,320	0.00%
01020252 - 56320	Business Meals	3,658	1,944	2,882	2,800	2,800	0.00%
01020252 - 56330	Food/Bev/Related Emp Apprctn	4,745	5,862	8,531	9,405	10,580	12.50%
01020252 - 56400	Books and Periodicals	698	1,248	460	1,085	825	(24.00%)
Total Operating Expenses		118,897	91,428	94,580	157,886	137,256	(13.07%)
Total City Manager's Office		439,208	469,843	370,238	420,496	405,189	(3.64%)

General Fund: Administration (0100-003)
Responsible Manager/Title: Erin Reinders, Assistant City Manager

Mission Statement

The mission of the Department of Administration is to support the City of Unalaska, our employees, and future employees through ensuring a safe and equitable working environment, extending training and learning opportunities for professional growth, standardizing policies, and facilitating clear and consistent processes.

Departmental Goals

- *To ensure that local code regulations and city-wide policies remain current and relevant, and achieve their objectives and desired outcomes.*
- *To ensure quality employee performance, encourage professional growth, and reduce performance-related liability through employee orientation, development, and training programs.*
- *To recruit and retain highly qualified employees.*
- *To ensure compensation, benefit plans, and recognition programs are equitable, competitive, and meaningful through research and analysis.*
- *To ensure City's hiring and employment process meets Code requirements as well as Equal Opportunity Employment and Affirmative Action Plans.*
- *To provide risk management support to all departments, including maintain records for Workers Compensation, OSHA, and insurance policies.*
- *To coordinate the City's Safety Program with the support of the Safety Committee.*
- *To effectively and transparently manage the City Council's Community Support Grant program.*

City of Unalaska
FY2018 General Fund Budget Detail
Expenditures
Adopted May 24, 2017

		FY2014 Actual	FY2015 Actual	FY2016 Actual	FY2017 Budget	Adopted Budget	% Chg
City Administration							
Administration							
01020351 - 51100	Salaries and Wages	239,575	258,105	270,672	312,077	321,449	3.00%
01020351 - 51200	Temporary Employees	5,073	0	0	0	0	0.00%
01020351 - 51300	Overtime	0	100	224	391	391	0.00%
01020351 - 52100	Health Insurance Benefit	75,234	48,098	87,056	114,998	118,132	2.70%
01020351 - 52200	FICA & Medicare Emplr Match	18,768	19,844	20,761	23,441	24,410	4.10%
01020351 - 52300	PERS Employer Contribution	87,359	171,701	73,487	81,501	83,892	2.90%
01020351 - 52400	Unemployment Insurance	1,448	1,307	1,325	1,508	1,503	(0.30%)
01020351 - 52500	Workers Compensation	821	737	832	1,091	1,200	10.00%
Total Personnel Expenses		428,277	499,892	454,357	535,007	550,977	2.99%
01020352 - 53230	Legal Services	6,861	33,677	42,062	50,000	50,000	0.00%
01020352 - 53240	Engineering/Architectural Svcs	0	0	0	0	30,000	0.00%
01020352 - 53260	Training Services	1,838	5,710	5,524	27,000	24,850	(8.00%)
01020352 - 53264	Education Reimbursement	0	0	1,976	2,000	2,000	0.00%
01020352 - 53300	Other Professional Svcs	31,262	19,031	32,157	65,000	35,900	(44.80%)
01020352 - 53410	Software / Hardware Support	0	0	5,808	0	0	0.00%
01020352 - 54110	Water / Sewerage	1,088	1,100	1,116	1,200	1,300	8.30%
01020352 - 54210	Solid Waste	3,148	3,505	3,695	4,000	4,000	0.00%
01020352 - 54410	Buildings / Land Rental	458	128	0	0	0	0.00%
01020352 - 54420	Equipment Rental	62	66	0	0	0	0.00%
01020352 - 55200	General Insurance	191,291	153,315	190,724	277,465	269,386	(2.90%)
01020352 - 55310	Telephone/Fax/TV	25,591	26,469	26,996	43,855	35,000	(20.20%)
01020352 - 55901	Advertising	12,946	8,906	4,000	1,000	1,000	0.00%
01020352 - 55903	Travel and Related Costs	9,377	16,711	13,902	22,543	21,000	(6.80%)
01020352 - 55905	Postal Services	513	1,200	1,200	1,260	1,260	0.00%
01020352 - 55906	Membership Dues	500	560	270	2,350	3,150	34.00%
01020352 - 55999	Other	0	0	0	0	1,500	0.00%
01020352 - 56100	General Supplies	20	314	41	200	500	150.00%
01020352 - 56120	Office Supplies	3,516	1,563	3,760	7,000	7,000	0.00%
01020352 - 56150	Computer Hardware / Software	0	0	1,690	0	0	0.00%
01020352 - 56220	Electricity	50,004	53,569	38,777	55,000	50,000	(9.10%)
01020352 - 56240	Heating Oil	28,137	23,303	13,176	31,000	30,000	(3.20%)
01020352 - 56260	Gasoline for Vehicles	1,268	1,041	753	1,500	1,500	0.00%
01020352 - 56320	Business Meals	1,368	371	424	1,000	1,000	0.00%
01020352 - 56330	Food/Bev/Related Emp Apprctn	2,295	3,703	2,043	2,000	3,000	50.00%
01020352 - 56400	Books and Periodicals	0	0	0	500	500	0.00%
Total Operating Expenses		371,541	354,242	390,096	595,873	573,846	(3.70%)
Total Administration		799,818	854,134	844,453	1,130,880	1,124,823	(0.54%)

City of Unalaska
FY2018 General Fund Budget Detail
Expenditures
Adopted May 24, 2017

	FY2014 Actual	FY2015 Actual	FY2016 Actual	FY2017 Budget	Adopted Budget	% Chg
City Administration						
Natural Resources						
01020451 - 51100 Salaries and Wages	104,767	111,833	32,568	0	0	0.00%
01020451 - 52100 Health Insurance Benefit	23,196	14,622	6,740	0	0	0.00%
01020451 - 52200 FICA/Medicare Employer Match	8,015	8,555	2,491	0	0	0.00%
01020451 - 52300 PERS Employer Benefit	37,422	70,693	7,221	0	0	0.00%
01020451 - 52400 Unemployment Ins Benefit	374	387	0	0	0	0.00%
01020451 - 52500 Workers Compensation	342	311	93	0	0	0.00%
Total Personnel Expenses	174,116	206,403	49,113	0	0	0.00%
01020452 - 54300 Repair/Maintenance Services	0	0	500	0	0	0.00%
01020452 - 55310 Telephone / Fax / TV	808	817	196	0	0	0.00%
01020452 - 55903 Travel and Related Costs	17,089	15,844	2,451	0	0	0.00%
01020452 - 55906 Membership Dues	2,150	650	650	0	0	0.00%
01020452 - 56120 Office Supplies	1,603	809	767	0	0	0.00%
01020452 - 56400 Books and Periodicals	309	349	0	0	0	0.00%
Total Operating Expenses	21,959	18,469	4,563	0	0	0.00%
Total Natural Resources	196,075	224,872	53,676	0	0	0.00%

General Fund: **City Clerk's Office** (0100-005)
Responsible Manager/Title: Cat Hazen, City Clerk

Mission Statement

To fulfill its role as the elections official, tax collector, legislative administrator, and records manager for the City in an efficient, professional and friendly manner, and to serve the community as an accessible and responsive representative of transparent and open government.

Departmental Goals

- To provide friendly, knowledgeable service to citizens, elected officials, and City staff
- To implement fair and impartial elections in full compliance with all applicable laws
- To protect and preserve official City records and provide access to those records through the public information request process
- To ensure that Council meetings are well organized, that information needed for the meetings is available in a timely manner, and that the minutes are accurate and complete
- To implement accurate, equitable and timely assessment and collection of taxes

City of Unalaska
FY2018 General Fund Budget Detail
Expenditures
Adopted May 24, 2017

City Clerk		FY2014 Actual	FY2015 Actual	FY2016 Actual	FY2017 Budget	Adopted Budget	% Chg
Clerks							
01020551 - 51100	Salaries and Wages	235,049	187,461	217,124	229,821	234,402	2.00%
01020551 - 51200	Temporary Employees	7,306	8,746	0	0	0	0.00%
01020551 - 51300	Overtime	2,163	0	36	1,000	1,000	0.00%
01020551 - 52100	Health Insurance Benefit	65,979	38,486	77,018	90,792	93,276	2.70%
01020551 - 52200	FICA & Medicare Emplr Match	18,700	15,004	16,607	17,658	18,012	2.00%
01020551 - 52300	PERS Employer Contribution	78,665	127,437	60,237	58,376	60,229	3.20%
01020551 - 52400	Unemployment Insurance	1,324	1,273	1,194	1,191	1,194	0.30%
01020551 - 52500	Workers Compensation	740	584	672	779	857	10.00%
Total Personnel Expenses		409,928	378,991	372,889	399,617	408,970	2.34%
01020552 - 53100	Official / Administrative	1,215	835	835	1,000	1,000	0.00%
01020552 - 53210	Audit and Accounting	576	0	426	0	0	0.00%
01020552 - 53230	Legal Services	6,771	6,592	8,324	6,000	6,000	0.00%
01020552 - 53250	Assessment Services	42,601	34,142	22,145	34,000	41,000	20.60%
01020552 - 53260	Training Services	1,941	475	2,150	3,200	3,200	0.00%
01020552 - 53264	Education Reimbursement	0	0	0	3,000	0	(100.00%)
01020552 - 53300	Other Professional Svcs	62,419	5,369	11,501	24,880	25,000	0.50%
01020552 - 54300	Repair/Maintenance Services	5,135	0	6,881	4,000	4,000	0.00%
01020552 - 54410	Buildings / Land Rental	38	506	422	100	250	150.00%
01020552 - 54420	Equipment Rental	351	379	2,278	1,000	2,250	125.00%
01020552 - 55310	Telephone / Fax / TV	782	1,112	961	1,000	1,500	50.00%
01020552 - 55901	Advertising	2,512	3,198	2,496	4,000	4,000	0.00%
01020552 - 55902	Printing and Binding	1,178	1,428	1,203	1,500	1,500	0.00%
01020552 - 55903	Travel and Related Costs	3,654	4,533	3,590	12,500	7,000	(44.00%)
01020552 - 55905	Postal Services	2,927	3,765	3,500	1,800	1,800	0.00%
01020552 - 55906	Membership Dues	335	685	605	910	925	1.60%
01020552 - 55999	Other	329	102	280	500	400	(20.00%)
01020552 - 56100	General Supplies	0	495	667	200	200	0.00%
01020552 - 56120	Office Supplies	7,075	6,760	4,690	5,955	5,920	(0.60%)
01020552 - 56150	Computer Hardware / Software	15,345	0	2,200	1,600	0	(100.00%)
01020552 - 56320	Business Meals	98	63	0	500	500	0.00%
01020552 - 56330	Food/Bev/Related Emp Apprctn	316	1,191	321	300	500	66.70%
01020552 - 56400	Books and Periodicals	0	0	25	0	0	0.00%
01020552 - 59100	Interest Expense	147	0	361	250	250	0.00%
Total Operating Expenses		155,742	71,628	75,860	108,195	107,195	(0.92%)
Total Clerks		565,670	450,619	448,749	507,812	516,165	1.64%

General Fund: ***Finance Department*** (0100-006)
Responsible Manager/Title: Karl Swanson, Finance Interim Director

Mission Statement

Finance: To provide sound and innovative financial management in the areas of financial record keeping, payroll, accounts payable, billing, accounts receivable, budgeting, and reporting with the desire to provide outstanding customer service and conduct ourselves according to the highest professional standards.

Information Systems: To promote excellence, quality, and efficiency by delivering and supporting enabling technology for network services and infrastructure, programs, and applications while protecting city-wide data.

Departmental Goals

Finance

- *To provide accurate and timely financial information and support to City Staff, elected officials, citizens and other stakeholders.*
- *To safeguard the City's assets and provide for high returns on investments while minimizing risk and maintaining liquidity*
- *To process accounts payable, payroll, billing and accounts receivable, efficiently and accurately*
- *To maintain a high level of professional standards by complying with all applicable laws, regulations, recommended practices and by participating in continuing professional education*
- *To prepare the Comprehensive Annual Financial Report consistent with the criteria established by the Government Finance Officers Association of the United States and Canada (GFOA) for its Certificate of Achievement for Excellence in Financial Reporting Program*
- *To have no findings during the single audit of State and Federal awards and process grant reporting timely and accurately*
- *To systematically improve the City's financial system-MUNIS while maintaining superior internal controls.*

Information Services

- *To provide quality, cost effective services through the innovative use of technology.*
- *To ensure reliable infrastructure thereby minimizing down-time for City network users.*
- *To maintain a high level of professionalism, knowledge, and skills through continuing training and investigation of new technology.*
- *To facilitate the usage of City hardware and software.*

City of Unalaska
FY2018 General Fund Budget Detail
Expenditures
Adopted May 24, 2017

		FY2014 Actual	FY2015 Actual	FY2016 Actual	FY2017 Budget	Adopted Budget	% Chg
Finance							
Finance							
01020651 - 51100	Salaries and Wages	392,233	440,467	470,771	472,526	519,352	9.90%
01020651 - 51200	Temporary Employees	1,795	7,061	12,338	17,117	17,519	2.30%
01020651 - 51300	Overtime	172	88	313	338	325	(3.80%)
01020651 - 52100	Health Insurance Benefit	137,492	94,782	159,667	197,592	202,978	2.70%
01020651 - 52200	FICA & Medicare Emplr Match	30,104	34,301	36,995	37,467	39,731	6.00%
01020651 - 52300	PERS Employer Contribution	134,722	290,785	118,772	123,559	135,811	9.90%
01020651 - 52400	Unemployment Insurance	3,113	2,658	2,849	2,757	2,750	(0.30%)
01020651 - 52500	Workers Compensation	1,256	1,298	1,372	1,712	1,883	10.00%
Total Personnel Expenses		700,888	871,440	803,077	853,068	920,349	7.89%
01020652 - 53210	Audit and Accounting	80,634	102,030	97,240	95,000	98,800	4.00%
01020652 - 53220	Investment Management Svcs	130,434	131,358	138,458	165,000	175,000	6.10%
01020652 - 53230	Legal Services	0	0	0	250	250	0.00%
01020652 - 53260	Training Services	2,510	4,044	159	5,000	5,000	0.00%
01020652 - 53264	Education Reimbursement	0	0	549	3,500	7,000	100.00%
01020652 - 53300	Other Professional Svcs	111,385	628	41,131	108,336	5,000	(95.40%)
01020652 - 54110	Water / Sewerage	428	0	134	0	0	0.00%
01020652 - 54210	Solid Waste	58	0	24	0	0	0.00%
01020652 - 54230	Custodial Services/Supplies	0	0	0	100	100	0.00%
01020652 - 54300	Repair/Maintenance Services	3,084	6,137	640	6,000	6,000	0.00%
01020652 - 54420	Equipment Rental	351	379	0	500	500	0.00%
01020652 - 55310	Telephone/Fax/TV	1,151	2,612	1,770	2,000	2,000	0.00%
01020652 - 55901	Advertising	0	0	60	0	500	0.00%
01020652 - 55902	Printing and Binding	383	0	0	0	500	0.00%
01020652 - 55903	Travel and Related Costs	14,741	11,905	11,886	25,540	19,500	(23.60%)
01020652 - 55904	Banking / Credit Card Fees	13,151	20,935	27,495	20,000	30,900	54.50%
01020652 - 55905	Postal Services	3,347	4,283	4,287	7,380	8,800	19.20%
01020652 - 55906	Membership Dues	510	255	314	1,000	1,500	50.00%
01020652 - 55908	Employee Moving Costs	1,755	0	0	4,000	5,000	25.00%
01020652 - 55911	Recruitment Costs	0	0	0	0	10,000	0.00%
01020652 - 55999	Other	0	0	538	0	0	0.00%
01020652 - 56100	General Supplies	261	1,708	1,232	2,500	2,500	0.00%
01020652 - 56120	Office Supplies	16,717	15,466	15,516	16,000	16,000	0.00%
01020652 - 56220	Electricity	240	0	58	0	0	0.00%
01020652 - 56260	Gasoline for Vehicles	321	235	314	300	600	100.00%
01020652 - 56320	Business Meals	405	30	0	400	400	0.00%
01020652 - 56330	Food/Bev/Related Emp Apprctn	1,900	3,381	2,988	3,800	3,800	0.00%
01020652 - 56400	Books and Periodicals	740	898	659	700	700	0.00%
Total Operating Expenses		384,503	306,283	345,451	467,306	400,350	(14.33%)
01020653 - 57400	Machinery and Equipment	0	0	18,149	0	0	0.00%
Total Capital Outlay		0	0	18,149	0	0	0.00%
01020654 - 58920	Allocations OUT-Credit	(228,877)	(247,787)	(252,412)	(246,741)	(271,417)	10.00%
Total Other Expenses		(228,877)	(247,787)	(252,412)	(246,741)	(271,417)	10.00%
Total Finance		856,514	929,936	914,265	1,073,633	1,049,282	(2.27%)

City of Unalaska
FY2018 General Fund Budget Detail
Expenditures
Adopted May 24, 2017

Finance		FY2014 Actual	FY2015 Actual	FY2016 Actual	FY2017 Budget	Adopted Budget	% Chg
Information Systems							
01020751 - 51100	Salaries and Wages	168,448	190,574	185,895	199,331	212,007	6.40%
01020751 - 51300	Overtime	1,096	769	429	3,850	3,850	0.00%
01020751 - 52100	Health Insurance Benefit	47,487	32,397	57,939	69,909	71,814	2.70%
01020751 - 52200	FICA & Medicare Emplr Match	12,964	14,631	14,248	15,544	16,495	6.10%
01020751 - 52300	PERS Employer Contribution	58,906	119,182	51,728	51,634	53,387	3.40%
01020751 - 52400	Unemployment Insurance	842	990	915	919	913	(0.70%)
01020751 - 52500	Workers Compensation	532	524	580	687	756	10.00%
Total Personnel Expenses		290,275	359,067	311,734	341,874	359,222	5.07%
01020752 - 53260	Training Services	6,660	2,265	5,189	8,000	8,000	0.00%
01020752 - 53300	Other Professional Svcs	19,536	28,651	8,260	5,000	11,000	120.00%
01020752 - 53410	Software / Hardware Support	144,578	149,944	161,038	185,224	190,832	3.00%
01020752 - 55310	Telephone/Fax/TV	1,920	2,077	2,165	2,052	2,040	(0.60%)
01020752 - 55320	Network / Internet	23,807	46,723	58,782	60,750	76,750	26.30%
01020752 - 55903	Travel and Related Costs	9,658	8,771	9,012	15,000	15,000	0.00%
01020752 - 56100	General Supplies	8,626	9,159	1,451	3,000	2,000	(33.30%)
01020752 - 56150	Computer Hardware / Software	167,392	97,954	77,875	83,022	116,528	40.40%
01020752 - 56260	Gasoline for Vehicles	332	458	184	1,000	1,000	0.00%
01020752 - 56320	Business Meals	155	136	191	300	0	(100.00%)
01020752 - 56330	Food/Bev/Related Emp Apprctn	0	5	0	100	0	(100.00%)
01020752 - 56400	Books and Periodicals	0	0	0	100	0	(100.00%)
Total Operating Expenses		382,665	346,144	324,147	363,548	423,150	16.39%
Total Information Systems		672,940	705,211	635,881	705,422	782,372	10.91%

General Fund: ***Planning Department*** (0100-008)
Responsible Manager/Title: Bil Homka, Planning Director

Mission Statement

To provide quality public service and create a safe, functioning and attractive City through coordinated visioning, comprehensive planning, mapping and development review.

Departmental Goals

- *To demonstrate a high level of energy and commitment to serve and engage the community*
- *To assist applicants in achieving their development goals while administering the Code of Ordinances*
- *To guide community growth and development using a well thought out comprehensive plan develop in concert with land owners and community members*
- *To ensure City Capital and Major Maintenance (CMMP) requirements are included and vetted through the CMMP process*
- *To expand the breadth and depth of the City's Geographic Information System*

City of Unalaska
FY2018 General Fund Budget Detail
Expenditures
Adopted May 24, 2017

		FY2014 Actual	FY2015 Actual	FY2016 Actual	FY2017 Budget	Adopted Budget	% Chg
Planning							
Planning							
01020851 - 51100	Salaries and Wages	202,239	202,056	166,948	276,766	289,443	4.60%
01020851 - 51200	Temporary Employees	0	0	6,260	0	0	0.00%
01020851 - 51300	Overtime	0	49	0	500	775	55.00%
01020851 - 52100	Health Insurance Benefit	69,566	43,867	61,050	121,056	124,368	2.70%
01020851 - 52200	FICA & Medicare Emplr Match	15,522	15,501	13,301	21,211	22,204	4.70%
01020851 - 52300	PERS Employer Contribution	73,861	137,252	46,388	71,120	75,865	6.70%
01020851 - 52400	Unemployment Insurance	1,516	1,073	894	1,586	1,592	0.40%
01020851 - 52500	Workers Compensation	660	603	537	949	1,044	10.00%
Total Personnel Expenses		363,364	400,403	295,377	493,188	515,291	4.48%
01020852 - 53230	Legal Services	2,487	7,486	5,324	4,000	4,000	0.00%
01020852 - 53240	Engineering/Architectural Svcs	8,862	6,380	58,946	80,000	80,000	0.00%
01020852 - 53260	Training Services	1,410	1,835	2,650	3,000	5,000	66.70%
01020852 - 53264	Education Reimbursement	0	0	0	0	4,000	0.00%
01020852 - 53300	Other Professional Svcs	1,018	539	736	1,000	2,000	100.00%
01020852 - 53430	Survey Services	21,559	3,500	0	35,000	27,000	(22.90%)
01020852 - 53490	Other Technical Services	27,445	69,300	27,976	22,024	15,000	(31.90%)
01020852 - 54110	Water / Sewerage	427	0	0	0	0	0.00%
01020852 - 54210	Solid Waste	77	0	0	0	0	0.00%
01020852 - 54300	Repair/Maintenance Services	0	561	0	1,300	1,000	(23.10%)
01020852 - 54410	Buildings/Land Rental	280	0	0	200	0	(100.00%)
01020852 - 54420	Equipment Rental	34	37	0	50	0	(100.00%)
01020852 - 55310	Telephone / Fax/TV	1,466	1,866	1,756	2,000	2,000	0.00%
01020852 - 55901	Advertising	0	0	100	0	1,000	0.00%
01020852 - 55903	Travel and Related Costs	10,535	8,022	23,871	30,000	30,000	0.00%
01020852 - 55905	Postal Services	864	500	500	500	500	0.00%
01020852 - 55906	Membership Dues	2,344	958	2,501	2,500	2,500	0.00%
01020852 - 55908	Employee Moving Costs	5,312	0	5,549	5,000	5,000	0.00%
01020852 - 56100	General Supplies	226	402	399	1,000	1,000	0.00%
01020852 - 56120	Office Supplies	6,531	4,154	4,535	5,000	5,000	0.00%
01020852 - 56150	Computer Hardware / Software	1,158	0	2,495	3,000	3,000	0.00%
01020852 - 56220	Electricity	305	0	0	0	0	0.00%
01020852 - 56260	Gasoline for Vehicles	1,181	975	793	1,000	1,000	0.00%
01020852 - 56320	Business Meals	283	725	1,186	1,500	1,500	0.00%
01020852 - 56330	Food/Bev/Related Emp Apprctn	696	1,095	729	800	800	0.00%
01020852 - 56400	Books and Periodicals	222	371	317	300	300	0.00%
Total Operating Expenses		94,723	108,706	140,363	199,174	191,600	(3.80%)
Total Planning		458,087	509,108	435,740	692,362	706,891	2.10%

Department of Public Safety

Responsible Manager/Title: Michael Holman, Director of Public Safety

Mission Statement

We, in partnership with the community, will provide the residents and visitors of Unalaska with professional public safety services. Our members will be accountable to and respectful of our diverse population. We will exercise leadership, encourage community involvement and promote education to make Unalaska a safe and desirable place to live.

Police/Admin Division Goals (0100-011)

- *To ensure the delivery of quality public safety services through an ongoing commitment to review, and revise policies and procedures, and utilize industry best practices*
- *To maintain a highly skilled staff through active recruitment, departmental training and continuing professional education*
- *To promote community security through emergency preparedness, education, and public relations programs; and by providing services which resolve problems and protect persons and property*

Corrections Division Goals (0100-014)

- *To provide a clean and safe environment for all persons being held on criminal charges or in protective custody*
- *To ensure that staff members maintain a high level of professionalism and training*
- *To keep policies and procedures up to date for efficient operations and compliance with state and federal regulations*

Fire/EMS Division Goals (0100-015)

- *To recruit and maintain an active, well trained team of volunteer responders*
- *To promote fire safety, fire prevention, and health and safety training within the community*
- *To ensure professional and effective dispatch services through continued training and professional education*

City of Unalaska
FY2018 General Fund Budget Detail
Expenditures
Adopted May 24, 2017

		FY2014 Actual	FY2015 Actual	FY2016 Actual	FY2017 Budget	Adopted Budget	% Chg
Public Safety							
Police and Admin							
01021151 - 51100	Salaries and Wages	1,497,374	1,244,797	1,243,601	1,429,867	1,672,907	17.00%
01021151 - 51200	Temporary Employees	36	0	0	0	7,500	0.00%
01021151 - 51300	Overtime	170,883	173,294	122,847	117,600	193,830	64.80%
01021151 - 52100	Health Insurance Benefit	459,878	223,159	389,892	497,124	572,091	15.10%
01021151 - 52200	FICA & Medicare Emplr Match	127,607	107,862	104,168	115,107	140,282	21.90%
01021151 - 52300	PERS Employer Contribution	586,374	912,033	366,632	387,973	455,819	17.50%
01021151 - 52400	Unemployment Insurance	8,127	6,027	6,607	6,522	7,486	14.80%
01021151 - 52500	Workers Compensation	27,506	25,412	26,720	32,585	45,844	40.70%
Total Personnel Expenses		2,877,783	2,692,585	2,260,469	2,586,778	3,095,759	19.68%
01021152 - 53230	Legal Services	693	1,707	1,657	4,000	4,000	0.00%
01021152 - 53260	Training Services	15,190	9,487	14,371	21,000	41,500	97.60%
01021152 - 53264	Education Reimbursement	1,200	5,000	8,000	10,000	8,000	(20.00%)
01021152 - 53300	Other Professional Svcs	10,817	10,753	28,001	49,000	18,000	(63.30%)
01021152 - 53410	Software / Hardware Support	1,117	6,099	2,407	4,000	4,000	0.00%
01021152 - 54110	Water / Sewerage	1,427	1,963	2,326	1,900	1,900	0.00%
01021152 - 54210	Solid Waste	2,066	1,658	3,170	3,500	3,500	0.00%
01021152 - 54230	Custodial Services/Supplies	13,141	14,546	12,065	15,700	15,500	(1.30%)
01021152 - 54300	Repair/Maintenance Services	6,640	11,331	3,108	8,000	5,000	(37.50%)
01021152 - 54410	Buildings / Land Rental	2,675	2,762	811	1,500	1,050	(30.00%)
01021152 - 55310	Telephone / Fax/TV	17,157	19,782	17,988	23,468	20,000	(14.80%)
01021152 - 55320	Network / Internet	1,488	2,456	2,609	3,391	3,500	3.20%
01021152 - 55330	Radio	9,745	7,557	20,285	12,000	14,500	20.80%
01021152 - 55901	Advertising	1,165	530	405	1,000	750	(25.00%)
01021152 - 55902	Printing and Binding	197	99	1,312	1,500	1,250	(16.70%)
01021152 - 55903	Travel and Related Costs	26,533	28,079	33,878	31,449	44,750	42.30%
01021152 - 55904	Banking / Credit Card Fees	3,116	2,836	3,218	3,600	3,600	0.00%
01021152 - 55905	Postal Services	2,908	1,512	2,865	3,000	3,000	0.00%
01021152 - 55906	Membership Dues	1,789	1,590	1,370	1,950	1,820	(6.70%)
01021152 - 55907	Permit Fees	50	0	25	50	50	0.00%
01021152 - 55908	Employee Moving Costs	0	19,417	3,714	10,000	30,000	200.00%
01021152 - 55909	Investigations	24,457	7,040	12,330	13,000	15,000	15.40%
01021152 - 55910	Impound Fees Exp	2,900	3,903	4,300	3,000	5,000	66.70%
01021152 - 55911	Recruitment Costs	0	0	0	0	22,000	0.00%
01021152 - 56100	General Supplies	98,624	39,070	57,933	41,264	39,500	(4.30%)
01021152 - 56106	Disaster Supplies	0	2,563	1,292	3,000	3,000	0.00%
01021152 - 56120	Office Supplies	29,381	10,493	8,618	10,000	8,000	(20.00%)
01021152 - 56150	Computer Hardware / Software	8,687	2,054	3,893	7,000	5,000	(28.60%)
01021152 - 56160	Uniforms	12,066	12,344	14,057	11,500	15,500	34.80%
01021152 - 56220	Electricity	44,309	47,158	32,210	40,000	35,000	(12.50%)
01021152 - 56230	Propane	0	0	0	100	0	(100.00%)
01021152 - 56240	Heating Oil	29,689	24,578	15,966	30,000	25,000	(16.70%)
01021152 - 56260	Gasoline for Vehicles	20,843	16,219	12,489	20,000	20,000	0.00%
01021152 - 56310	Food/Bev/Related for Programs	1,191	368	1,290	500	500	0.00%
01021152 - 56320	Business Meals	138	446	133	300	500	66.70%
01021152 - 56330	Food/Bev/Related Emp Apprctn	1,986	1,683	4,623	4,000	4,000	0.00%
01021152 - 56400	Books and Periodicals	1,332	240	231	1,600	500	(68.80%)
01021152 - 56450	Grants (Supplies)	21,562	27,625	22,998	44,343	13,755	(69.00%)
01021152 - 56460	State Seizure Funds	0	0	0	91,771	91,771	0.00%
01021152 - 57400	Machinery and Equipment	0	0	1,940	0	0	0.00%
Total Operating Expenses		416,281	344,948	357,888	531,385	529,696	(0.32%)
01021153 - 57400	Machinery and Equipment	48,311	0	186,490	239,311	149,850	(37.40%)
Total Capital Outlay		48,311	0	186,490	239,311	149,850	(37.38%)

City of Unalaska
FY2018 General Fund Budget Detail
Expenditures
Adopted May 24, 2017

	FY2014 Actual	FY2015 Actual	FY2016 Actual	FY2017 Budget	Adopted Budget	% Chg
Public Safety						
Total Police and Admin	3,342,376	3,037,533	2,804,847	3,357,474	3,775,305	12.44%

City of Unalaska
FY2018 General Fund Budget Detail
Expenditures
Adopted May 24, 2017

		FY2014 Actual	FY2015 Actual	FY2016 Actual	FY2017 Budget	Adopted Budget	% Chg
Public Safety							
Corrections							
01021451 - 51100	Salaries and Wages	382,983	414,505	408,859	409,351	452,364	10.50%
01021451 - 51200	Temporary Employees	20,448	0	9,785	0	0	0.00%
01021451 - 51300	Overtime	29,585	21,583	40,675	27,380	28,750	5.00%
01021451 - 52100	Health Insurance Benefit	126,569	81,872	127,891	168,684	174,117	3.20%
01021451 - 52200	FICA & Medicare Emplr Match	33,126	33,313	35,117	33,190	36,718	10.60%
01021451 - 52300	PERS Employer Contribution	149,295	287,213	112,749	111,616	118,758	6.40%
01021451 - 52400	Unemployment Insurance	2,417	2,393	2,121	2,212	2,230	0.80%
01021451 - 52500	Workers Compensation	9,328	8,655	8,866	10,185	11,203	10.00%
Total Personnel Expenses		753,750	849,533	746,062	762,618	824,140	8.07%
01021452 - 53230	Legal Services	0	0	0	500	500	0.00%
01021452 - 53260	Training Services	150	948	725	800	4,100	412.50%
01021452 - 53264	Education Reimbursement	0	0	0	0	3,000	0.00%
01021452 - 53300	Other Professional Svs	317	429	1,438	1,000	2,500	150.00%
01021452 - 53310	Protective Custody Medical	0	0	0	500	0	(100.00%)
01021452 - 54110	Water / Sewerage	510	654	775	550	775	40.90%
01021452 - 54210	Solid Waste	1,233	1,616	3,252	3,000	3,300	10.00%
01021452 - 54230	Custodial Services/Supplies	4,199	2,722	1,828	4,500	4,500	0.00%
01021452 - 54300	Repair/Maintenance Services	0	0	1,841	2,500	2,000	(20.00%)
01021452 - 55310	Telephone / Fax/TV	1,900	1,960	1,967	3,350	2,500	(25.40%)
01021452 - 55330	Radio	3,709	1,684	3,889	4,000	3,000	(25.00%)
01021452 - 55390	Other Communications	803	857	814	1,586	1,000	(36.90%)
01021452 - 55902	Printing and Binding	0	0	246	250	250	0.00%
01021452 - 55903	Travel and Related Costs	1,978	3,224	2,548	3,300	3,300	0.00%
01021452 - 55905	Postal Services	200	200	200	200	200	0.00%
01021452 - 55906	Membership Dues	300	380	300	400	400	0.00%
01021452 - 55907	Permit Fees	150	180	150	180	200	11.10%
01021452 - 56100	General Supplies	10,106	4,095	5,722	6,000	6,000	0.00%
01021452 - 56120	Office Supplies	1,215	2,477	916	1,400	1,400	0.00%
01021452 - 56160	Uniforms	1,467	1,493	1,663	1,900	1,500	(21.10%)
01021452 - 56220	Electricity	14,770	15,719	10,737	14,800	15,000	1.40%
01021452 - 56240	Heating Oil	9,521	8,193	5,322	13,000	13,000	0.00%
01021452 - 56260	Gasoline for Vehicles	2,327	1,802	1,388	2,000	1,000	(50.00%)
01021452 - 56310	Food/Bev/Related for Programs	22,375	22,394	25,608	24,500	24,500	0.00%
01021452 - 56320	Business Meals	80	0	0	0	150	0.00%
01021452 - 56330	Food/Bev/Related Emp Apprctn	339	777	1,126	720	750	4.20%
01021452 - 56400	Books and Periodicals	0	0	0	200	0	(100.00%)
Total Operating Expenses		77,648	71,803	72,455	91,135	94,825	4.05%
01021453 - 57400	Machinery and Equipment	0	0	0	18,000	0	(100.00%)
Total Capital Outlay		0	0	0	18,000	0	(100.00%)
Total Corrections		831,398	921,336	818,517	871,753	918,965	5.42%

City of Unalaska
FY2018 General Fund Budget Detail
Expenditures
Adopted May 24, 2017

		FY2014 Actual	FY2015 Actual	FY2016 Actual	FY2017 Budget	Adopted Budget	% Chg
Public Safety							
Fire, EMS, and Communications							
01021551 - 51100	Salaries and Wages	241,981	551,818	539,489	555,232	755,922	36.10%
01021551 - 51200	Temporary Employees	34,464	35,984	27,024	46,640	56,640	21.40%
01021551 - 51300	Overtime	39,482	71,355	64,420	51,912	64,242	23.80%
01021551 - 52100	Health Insurance Benefit	74,847	121,601	187,599	272,376	310,920	14.20%
01021551 - 52200	FICA & Medicare Emplr Match	24,152	50,396	48,267	53,836	62,752	16.60%
01021551 - 52300	PERS Employer Contribution	102,479	400,102	155,793	170,188	205,622	20.80%
01021551 - 52400	Unemployment Insurance	1,570	3,118	3,089	3,573	3,980	11.40%
01021551 - 52500	Workers Compensation	14,630	14,565	12,472	19,085	25,994	36.20%
Total Personnel Expenses		533,605	1,248,939	1,038,154	1,172,842	1,486,072	26.71%
01021552 - 53230	Legal Services	0	0	0	800	500	(37.50%)
01021552 - 53260	Training Services	5,589	10,347	15,248	25,100	19,100	(23.90%)
01021552 - 53264	Education Reimbursement	0	0	0	8,000	2,000	(75.00%)
01021552 - 53300	Other Professional Svcs	30,347	36,188	24,359	52,040	46,800	(10.10%)
01021552 - 54110	Water / Sewerage	284	563	619	400	500	25.00%
01021552 - 54210	Solid Waste	1,866	1,997	3,523	3,000	3,500	16.70%
01021552 - 54230	Custodial Services/Supplies	11,766	12,629	9,004	13,000	13,000	0.00%
01021552 - 54300	Repair/Maintenance Services	1,570	7,005	1,981	5,500	4,000	(27.30%)
01021552 - 54410	Buildings / Land Rental	3,173	3,297	3,337	3,400	3,400	0.00%
01021552 - 55310	Telephone / Fax/TV	3,294	5,240	5,048	5,895	6,800	15.30%
01021552 - 55330	Radio	14,761	4,807	7,863	10,000	10,000	0.00%
01021552 - 55901	Advertising	125	0	0	0	500	0.00%
01021552 - 55902	Printing and Binding	0	124	750	1,000	1,000	0.00%
01021552 - 55903	Travel and Related Costs	23,749	20,615	30,871	32,202	31,950	(0.80%)
01021552 - 55905	Postal Services	800	800	800	800	800	0.00%
01021552 - 55906	Membership Dues	819	609	596	1,750	1,950	11.40%
01021552 - 55908	Employee Moving Costs	3,915	0	980	0	10,000	0.00%
01021552 - 55911	Recruitment Costs	0	0	0	15,000	4,000	(73.30%)
01021552 - 56100	General Supplies	65,594	46,266	45,226	57,975	41,000	(29.30%)
01021552 - 56120	Office Supplies	2,439	3,117	6,106	4,000	4,000	0.00%
01021552 - 56150	Computer Hardware / Software	3,350	1,684	777	1,500	1,500	0.00%
01021552 - 56160	Uniforms	35,903	26,785	22,432	24,570	21,500	(12.50%)
01021552 - 56220	Electricity	4,450	4,287	4,301	9,000	8,000	(11.10%)
01021552 - 56230	Propane	0	35	0	200	200	0.00%
01021552 - 56240	Heating Oil	11,873	10,004	6,219	13,000	12,500	(3.80%)
01021552 - 56260	Gasoline for Vehicles	4,886	3,514	2,312	4,000	4,000	0.00%
01021552 - 56270	Diesel for Equipment	2,631	1,652	6,896	2,500	2,500	0.00%
01021552 - 56310	Food/Bev/Related for Programs	0	939	1,823	500	500	0.00%
01021552 - 56320	Business Meals	447	269	8	200	250	25.00%
01021552 - 56330	Food/Bev/Related Emp Apprctn	1,776	2,320	3,099	3,900	4,450	14.10%
01021552 - 56400	Books and Periodicals	1,166	4,036	1,395	2,125	2,000	(5.90%)
Total Operating Expenses		236,571	209,130	205,573	301,357	262,200	(12.99%)
01021553 - 57400	Machinery and Equipment	0	0	184,210	56,945	52,710	(7.40%)
Total Capital Outlay		0	0	184,210	56,945	52,710	(7.44%)
Total Fire, EMS, and Communications		770,177	1,458,068	1,427,937	1,531,144	1,800,982	17.62%

General Fund: ***Public Works Department*** (0100-020)
Responsible Manager/Title: Tom Cohenour, DPW Director

Mission

To responsibly develop and preserve the physical infrastructure which provides the foundation for our diverse community, while recognizing our remote character and responding to our unique challenges.

Administration

Goals

- To ensure capital projects are completed in a high-quality, cost effective, and timely manner.
- To provide outstanding services which enhance quality of life and contribute to the economic development of the City.
- To work cooperatively with other departments to ensure efficient use of City resources.
- To provide a safe, efficient work environment for all employees.

Streets and Roads

Goals

- To promote public safety and quality of life by ensuring local roadways are well-maintained and in good repair.
- To enhance and protect the value of the City's infrastructure assets through a comprehensive maintenance program.
- To reduce annual operating expenditures through development and implementation of a long-range, comprehensive plan for construction and maintenance of City streets and roads.
- To comply with all regulatory requirements.

Receiving and Supply

Goals

- Optimize inventory levels to keep the combination of carrying costs, reorder costs, and equipment down-time to a minimum.
- Keep accurate, timely records of rolling stock, parts inventory, and all fuel use.
- Provide knowledgeable service and support to other City departments.
- Provide timely shipping, receiving, and delivery services for all City departments.

Vehicle and Equipment Maintenance

Goals

- To enhance the safety and efficiency of City staff by ensuring vehicles and equipment are well-maintained and in a high state of readiness.
- To protect the value of capital assets through a comprehensive preventative maintenance program.
- To accurately project long range funding requirements for overall City vehicle and equipment replacement.

Facilities Maintenance

Goals

- To protect the value and prolong the useful life of City facilities through a comprehensive repair and preventative maintenance program.
- To search for ways to conserve the public's funds in maintenance operations and operations of our City facilities.
- To maintain high skill levels in carpentry, plumbing, painting, electrical, mechanical systems, and landscaping to enhance safety and quality of life for citizens and staff.

City of Unalaska
FY2018 General Fund Budget Detail
Expenditures
Adopted May 24, 2017

		FY2014 Actual	FY2015 Actual	FY2016 Actual	FY2017 Budget	Adopted Budget	% Chg
Public Works							
DPW Admin & Engineering							
01022051 - 51100	Salaries and Wages	255,319	265,708	269,147	281,453	290,748	3.30%
01022051 - 51300	Overtime	14	0	170	63	84	33.30%
01022051 - 52100	Health Insurance Benefit	85,409	54,341	94,005	113,490	116,571	2.70%
01022051 - 52200	FICA & Medicare Emplr Match	19,551	20,341	20,646	21,537	22,212	3.10%
01022051 - 52300	PERS Employer Contribution	87,060	177,718	74,500	73,319	75,747	3.30%
01022051 - 52400	Unemployment Insurance	1,833	1,505	1,490	1,488	1,478	(0.70%)
01022051 - 52500	Workers Compensation	2,839	3,030	3,542	4,129	4,542	10.00%
01022051 - 52900	Other Employee Benefits	516	424	579	780	772	(1.00%)
Total Personnel Expenses		452,541	523,068	464,079	496,259	512,154	3.20%
01022052 - 53230	Legal Services	1,806	0	1,215	1,000	1,000	0.00%
01022052 - 53240	Engineering/Architectural Svs	22,848	16,332	8,848	35,000	35,000	0.00%
01022052 - 53260	Training Services	3,836	4,064	5,333	6,500	6,500	0.00%
01022052 - 53300	Other Professional Svs	997	2,462	6,597	1,000	3,000	200.00%
01022052 - 53420	Sampling / Testing	0	1,810	947	0	0	0.00%
01022052 - 53430	Survey Services	0	48	0	0	0	0.00%
01022052 - 53490	Other Technical Services	332	0	0	0	0	0.00%
01022052 - 54110	Water / Sewerage	893	1,134	1,160	1,000	1,500	50.00%
01022052 - 54210	Solid Waste	2,726	2,623	2,891	2,822	3,000	6.30%
01022052 - 54230	Custodial Services/Supplies	13,677	13,385	11,344	14,000	14,000	0.00%
01022052 - 54300	Repair/Maintenance Services	3,549	4,740	3,820	4,600	3,500	(23.90%)
01022052 - 54410	Buildings / Land Rental	0	131	24	0	0	0.00%
01022052 - 55310	Telephone / Fax/TV	4,819	5,650	5,263	6,550	6,500	(0.80%)
01022052 - 55901	Advertising	535	0	0	312	500	60.30%
01022052 - 55903	Travel and Related Costs	12,162	3,824	11,720	16,100	16,100	0.00%
01022052 - 55905	Postal Services	900	1,057	1,340	1,100	1,500	36.40%
01022052 - 55906	Membership Dues	519	301	883	1,000	1,000	0.00%
01022052 - 55907	Permit Fees	0	0	835	0	0	0.00%
01022052 - 55908	Employee Moving Costs	1,155	0	0	0	0	0.00%
01022052 - 55999	Other	40	0	0	0	0	0.00%
01022052 - 56100	General Supplies	10,825	6,587	16,999	6,438	14,500	125.20%
01022052 - 56120	Office Supplies	8,218	7,855	4,382	10,000	8,000	(20.00%)
01022052 - 56150	Computer Hardware / Software	368	1,102	5,908	8,000	3,000	(62.50%)
01022052 - 56220	Electricity	26,977	26,776	25,696	30,500	30,500	0.00%
01022052 - 56240	Heating Oil	54,183	40,698	30,964	54,000	49,625	(8.10%)
01022052 - 56260	Gasoline for Vehicles	2,086	2,819	2,537	3,000	3,000	0.00%
01022052 - 56320	Business Meals	585	0	0	300	300	0.00%
01022052 - 56330	Food/Bev/Related Emp Apprctn	5,570	7,031	5,855	5,075	4,075	(19.70%)
01022052 - 56400	Books and Periodicals	3,029	1,396	135	2,500	3,000	20.00%
Total Operating Expenses		182,634	151,827	154,697	210,797	209,100	(0.80%)
01022053 - 57300	Improvements & Infrastructure	10,681	0	0	0	0	0.00%
01022053 - 57400	Machinery and Equipment	0	0	0	43,194	11,950	(72.30%)
Total Capital Outlay		10,681	0	0	43,194	11,950	(72.33%)
Total DPW Admin & Engineering		645,855	674,895	618,775	750,250	733,204	(2.27%)

City of Unalaska
FY2018 General Fund Budget Detail
Expenditures
Adopted May 24, 2017

		FY2014 Actual	FY2015 Actual	FY2016 Actual	FY2017 Budget	Adopted Budget	% Chg
Public Works							
Streets and Roads							
01022251 - 51100	Salaries and Wages	819,811	836,871	846,265	856,404	854,370	(0.20%)
01022251 - 51200	Temporary Employees	32,970	18,633	0	34,008	0	(100.00%)
01022251 - 51300	Overtime	57,171	31,649	43,899	58,900	58,900	0.00%
01022251 - 52100	Health Insurance Benefit	230,148	141,994	256,027	302,640	310,920	2.70%
01022251 - 52200	FICA & Medicare Emplr Match	69,152	67,850	68,068	72,624	69,875	(3.80%)
01022251 - 52300	PERS Employer Contribution	315,227	576,150	246,768	236,568	236,118	(0.20%)
01022251 - 52400	Unemployment Insurance	4,107	4,280	3,975	4,310	3,980	(7.70%)
01022251 - 52500	Workers Compensation	36,354	28,815	29,584	35,082	38,590	10.00%
01022251 - 52900	Other Employee Benefits	4,690	4,428	4,330	8,280	5,590	(32.50%)
Total Personnel Expenses		1,569,630	1,710,671	1,498,915	1,608,816	1,578,343	(1.89%)
01022252 - 53260	Training Services	3,355	3,160	2,768	4,000	4,000	0.00%
01022252 - 53300	Other Professional Svcs	3,808	3,695	9,217	5,000	5,000	0.00%
01022252 - 53430	Survey Services	750	0	39,550	3,000	3,000	0.00%
01022252 - 54210	Solid Waste	3,389	4,045	4,713	3,000	3,000	0.00%
01022252 - 54300	Repair/Maintenance Services	0	0	0	4,000	4,000	0.00%
01022252 - 54420	Equipment Rental	2,400	0	0	7,000	7,000	0.00%
01022252 - 54500	Construction Services	4,055	742	9,300	30,000	9,000	(70.00%)
01022252 - 55310	Telephone / Fax/TV	783	1,084	1,283	1,400	1,400	0.00%
01022252 - 55330	Radio	408	412	0	58,200	2,500	(95.70%)
01022252 - 55903	Travel and Related Costs	3,329	3,414	3,313	4,000	4,000	0.00%
01022252 - 55907	Permit Fees	1,050	550	550	2,500	2,500	0.00%
01022252 - 56100	General Supplies	157,572	132,126	209,488	180,367	220,000	22.00%
01022252 - 56110	Sand / Gravel / Rock	342,411	402,755	355,904	398,800	417,500	4.70%
01022252 - 56120	Office Supplies	371	0	840	500	500	0.00%
01022252 - 56150	Computer Hardware / Software	0	16,483	41,792	0	0	0.00%
01022252 - 56220	Electricity (streets lights)	52,120	38,027	42,942	55,000	55,000	0.00%
01022252 - 56230	Propane	626	330	426	650	650	0.00%
01022252 - 56260	Gasoline for Vehicles	10,036	7,587	6,154	9,500	9,500	0.00%
01022252 - 56270	Diesel for Equipment	117,859	78,298	45,583	80,095	103,095	28.70%
Total Operating Expenses		704,321	692,708	773,822	847,012	851,645	0.55%
01022253 - 57300	Improvements & Infrastructure	29,340	0	0	0	0	0.00%
01022253 - 57400	Machinery and Equipment	0	0	0	96,869	597,339	516.60%
Total Capital Outlay		29,340	0	0	96,869	597,339	516.64%
Total Streets and Roads		2,303,292	2,403,379	2,272,737	2,552,698	3,027,327	18.59%

City of Unalaska
FY2018 General Fund Budget Detail
Expenditures
Adopted May 24, 2017

		FY2014 Actual	FY2015 Actual	FY2016 Actual	FY2017 Budget	Adopted Budget	% Chg
Public Works							
Receiving and Supply							
01022351 - 51100	Salaries and Wages	119,727	120,223	138,598	135,555	139,077	2.60%
01022351 - 51200	Temporary Employees	0	2,069	0	0	0	0.00%
01022351 - 51300	Overtime	8,200	13,825	5,410	2,161	1,100	(49.10%)
01022351 - 52100	Health Insurance Benefit	40,099	25,754	52,901	62,037	63,725	2.70%
01022351 - 52200	FICA & Medicare Emplr Match	9,779	10,406	11,008	10,459	10,702	2.30%
01022351 - 52300	PERS Employer Contribution	43,947	87,711	39,606	35,470	36,371	2.50%
01022351 - 52400	Unemployment Insurance	741	707	846	812	808	(0.50%)
01022351 - 52500	Workers Compensation	4,178	4,369	5,653	6,098	6,707	10.00%
01022351 - 52900	Other Employee Benefits	804	794	943	1,070	1,137	6.30%
Total Personnel Expenses		227,474	265,859	254,964	253,662	259,627	2.35%
01022352 - 53260	Training Services	0	0	0	1,000	700	(30.00%)
01022352 - 53300	Other Professional Svs	709	893	389	500	400	(20.00%)
01022352 - 54300	Repair/Maintenance Services	696	0	442	0	0	0.00%
01022352 - 54420	Equipment Rental	720	729	0	800	500	(37.50%)
01022352 - 55310	Telephone / Fax/TV	804	820	880	2,100	2,100	0.00%
01022352 - 55903	Travel and Related Costs	0	0	0	1,100	1,900	72.70%
01022352 - 56100	General Supplies	1,840	2,115	4,585	2,256	2,330	3.30%
01022352 - 56120	Office Supplies	1,261	1,074	1,528	3,420	3,120	(8.80%)
01022352 - 56260	Gasoline for Vehicles	2,474	1,641	1,200	1,800	1,800	0.00%
01022352 - 56270	Diesel for Equipment	183	113	119	300	300	0.00%
Total Operating Expenses		8,687	7,385	9,143	13,276	13,150	(0.95%)
01022353 - 57400	Machinery and Equipment	0	0	32,627	0	0	0.00%
Total Capital Outlay		0	0	32,627	0	0	0.00%
Total Receiving and Supply		236,162	273,244	296,733	266,938	272,777	2.19%

City of Unalaska
FY2018 General Fund Budget Detail
Expenditures
Adopted May 24, 2017

		FY2014 Actual	FY2015 Actual	FY2016 Actual	FY2017 Budget	Adopted Budget	% Chg
Public Works							
Veh & Equip Maintenance							
01022851 - 51100	Salaries and Wages	380,719	340,286	342,342	365,119	374,640	2.60%
01022851 - 51300	Overtime	1,681	6,472	2,750	3,061	3,258	6.40%
01022851 - 52100	Health Insurance Benefit	110,455	61,506	110,829	139,998	143,801	2.70%
01022851 - 52200	FICA & Medicare Emplr Match	29,239	26,523	26,388	28,165	28,854	2.40%
01022851 - 52300	PERS Employer Contribution	135,003	217,648	95,400	95,723	98,244	2.60%
01022851 - 52400	Unemployment Insurance	2,391	1,807	2,082	1,836	1,800	(2.00%)
01022851 - 52500	Workers Compensation	14,288	11,668	12,148	14,707	16,177	10.00%
01022851 - 52900	Other Employee Benefits	2,133	1,879	2,020	2,491	2,544	2.10%
Total Personnel Expenses		675,910	667,788	593,959	651,100	669,318	2.80%
01022852 - 53260	Training Services	1,341	1,063	0	7,500	7,500	0.00%
01022852 - 53300	Other Professional Svs	2,279	6,140	7,116	2,000	2,000	0.00%
01022852 - 53490	Other Technical Services	0	1,520	0	0	0	0.00%
01022852 - 54210	Solid Waste	2,294	11,370	10,314	8,000	3,000	(62.50%)
01022852 - 54300	Repair/Maintenance Services	18,469	863	0	30,000	30,000	0.00%
01022852 - 55310	Telephone / Fax/TV	514	663	284	350	350	0.00%
01022852 - 55903	Travel and Related Costs	0	0	0	4,000	4,000	0.00%
01022852 - 56100	General Supplies	45,856	63,776	69,809	86,163	88,195	2.40%
01022852 - 56120	Office Supplies	444	523	439	0	0	0.00%
01022852 - 56130	Machinery / Vehicle Parts	151,705	239,737	256,790	317,210	300,000	(5.40%)
01022852 - 56150	Computer Hardware / Software	6,696	0	2,100	3,000	0	(100.00%)
01022852 - 56230	Propane	194	247	258	550	550	0.00%
01022852 - 56260	Gasoline for Vehicles	2,950	3,219	2,615	4,000	4,000	0.00%
Total Operating Expenses		232,742	329,120	349,725	462,773	439,595	(5.01%)
Total Veh & Equip Maintenance		908,652	996,908	943,683	1,113,873	1,108,913	(0.45%)

City of Unalaska
FY2018 General Fund Budget Detail
Expenditures
Adopted May 24, 2017

		FY2014 Actual	FY2015 Actual	FY2016 Actual	FY2017 Budget	Adopted Budget	% Chg
Public Works							
Facilities Maintenance							
01022951 - 51100	Salaries and Wages	371,438	426,876	415,225	412,981	386,094	(6.50%)
01022951 - 51200	Temporary Employees	66,896	34,641	28,244	37,148	37,900	2.00%
01022951 - 51300	Overtime	6,247	6,793	7,807	10,072	2,391	(76.30%)
01022951 - 52100	Health Insurance Benefit	111,937	82,592	132,031	151,216	156,176	3.30%
01022951 - 52200	FICA & Medicare Emplr Match	33,986	35,816	34,500	35,199	32,547	(7.50%)
01022951 - 52300	PERS Employer Contribution	131,142	287,318	110,844	106,382	101,098	(5.00%)
01022951 - 52400	Unemployment Insurance	2,892	2,560	2,499	2,356	2,343	(0.60%)
01022951 - 52500	Workers Compensation	15,600	16,268	14,169	16,540	18,194	10.00%
01022951 - 52900	Other Employee Benefits	2,889	2,955	2,544	3,180	3,213	1.00%
Total Personnel Expenses		743,027	895,817	747,865	775,074	739,956	(4.53%)
01022952 - 53240	Engineering/Architectural Svs	3,800	0	12,500	7,000	7,000	0.00%
01022952 - 53260	Training Services	2,825	1,985	275	6,755	6,755	0.00%
01022952 - 53300	Other Professional Svs	5,846	3,554	1,595	2,000	2,000	0.00%
01022952 - 53490	Other Technical Services	0	12,160	6,695	7,000	7,000	0.00%
01022952 - 54210	Solid Waste	1,911	1,455	4,043	1,780	1,780	0.00%
01022952 - 54300	Repair/Maintenance Services	388,137	252,992	125,644	348,477	172,600	(50.50%)
01022952 - 54410	Buildings/Land Rental	0	0	0	924	924	0.00%
01022952 - 54500	Construction Services	2,934	84,094	11,103	35,939	160,000	345.20%
01022952 - 55310	Telephone / Fax/TV	1,509	1,467	1,116	1,700	1,700	0.00%
01022952 - 55901	Advertising	0	0	0	400	400	0.00%
01022952 - 55903	Travel and Related Costs	0	3,406	1,386	6,800	6,800	0.00%
01022952 - 55906	Membership Dues	0	0	0	175	175	0.00%
01022952 - 55907	Permit Fees	0	0	700	0	0	0.00%
01022952 - 55908	Employee Moving Costs	10	0	0	0	0	0.00%
01022952 - 56100	General Supplies	152,817	146,746	153,253	108,836	107,907	(0.90%)
01022952 - 56110	Sand / Gravel / Rock	0	863	0	0	0	0.00%
01022952 - 56120	Office Supplies	263	250	44	0	0	0.00%
01022952 - 56140	Facility Maintenance Supplies	134,221	92,714	95,926	112,713	111,301	(1.30%)
01022952 - 56150	Computer Hardware / Software	316	4,549	2,100	500	500	0.00%
01022952 - 56220	Electricity	2,479	2,427	2,209	1,500	1,500	0.00%
01022952 - 56230	Propane	129	165	172	608	608	0.00%
01022952 - 56260	Gasoline for Vehicles	10,523	8,224	6,890	7,725	7,725	0.00%
01022952 - 56400	Books and Periodicals	0	0	0	500	500	0.00%
01022952 - 59100	Interest Expense	0	0	0	1,000	1,000	0.00%
Total Operating Expenses		707,722	617,050	425,651	652,332	598,175	(8.30%)
01022953 - 57400	Machinery and Equipment	0	0	68,112	0	0	0.00%
Total Capital Outlay		0	0	68,112	0	0	0.00%
Total Facilities Maintenance		1,450,749	1,512,867	1,241,627	1,427,406	1,338,131	(6.25%)

General Fund: **Parks Culture and Recreation** (0100-031)

Responsible Manager/Title: Roger Blakeley, PCR Director

Mission Statement

To enrich our diverse community by providing exemplary, accessible, and safe cultural, leisure, and recreation facilities and services that nurture youth development and inspire people to learn, play, and engage with our unique and welcoming environment

Departmental Goals

Programing Division Goals

- *Design and implement a quality comprehensive parks and recreation program that meets the unique and changing needs of this diverse community.*
- *Engage local individuals, businesses, and non-profits with opportunities to volunteer, sponsor, and participate in PCR programming.*
- *Promote health, fitness, leisure enjoyment, cultural enrichment, and learning.*
- *Evaluate current staffing structures and make changes as needed to address the changing needs of the community and department while maintaining high quality services and programs.*
- *Provide programs and services within budget maximizing the effectiveness of those funds for them most number of people.*
- *Continue to engage local cultural groups, especially the indigenous peoples of Unalaska, developing programming that seeks to help them teach and maintain their unique cultures*

Park Operation Division Goals

- *Provide community members with safe and exceptional recreational opportunities*
- *Maintain and improve our city parks and facilities*
- *Provide the community with excellent customer service*

Aquatics Division Goals

- *Offer more aquatic fitness classes to enhance the health and wellness of community members.*
- *Maintain a safe and clean environment throughout the Aquatic Center.*
- *Provide excellent services during swim meets, programs and events to enrich the aquatic experience for all patrons.*

Library Mission Statement

Unalaska Public Library educates, enriches, and inspires community members by connecting them to the world and each other.

Library Goals

- *Provide a popular materials library*

- *Act as a community activities center*
- *Provide a reference library and independent learning center*
- *Act as a formal education support center and research center*
- *Act as a children's door to learning*
- *Act as a community information center*

City of Unalaska
FY2018 General Fund Budget Detail
Expenditures
Adopted May 24, 2017

		FY2014 Actual	FY2015 Actual	FY2016 Actual	FY2017 Budget	Adopted Budget	% Chg
Parks, Culture & Recreation							
PCR Administration							
01023151 - 51100	Salaries and Wages	157,256	164,121	178,020	96,021	113,771	18.50%
01023151 - 52100	Health Insurance Benefit	45,635	33,084	60,756	30,264	31,092	2.70%
01023151 - 52200	FICA & Medicare Emplr Match	12,063	12,585	13,645	7,345	8,704	18.50%
01023151 - 52300	PERS Employer Contribution	57,448	111,611	49,037	25,100	29,740	18.50%
01023151 - 52400	Unemployment Insurance	882	869	977	397	398	0.30%
01023151 - 52500	Workers Compensation	612	656	802	337	371	10.00%
Total Personnel Expenses		273,896	322,926	303,237	159,464	184,076	15.43%
01023152 - 53260	Training Services	199	374	1,420	1,000	1,000	0.00%
01023152 - 53300	Other Professional Svcs	1,010	596	2,423	4,500	2,350	(47.80%)
01023152 - 55310	Telephone / Fax/TV	802	1,296	492	1,066	1,066	0.00%
01023152 - 55901	Advertising	2,864	408	1,360	1,000	1,000	0.00%
01023152 - 55902	Printing and Binding	2,800	7,168	6,563	8,500	8,500	0.00%
01023152 - 55903	Travel and Related Costs	3,994	6,135	6,574	6,823	12,500	83.20%
01023152 - 55905	Postal Services	0	75	23	0	0	0.00%
01023152 - 55906	Membership Dues	730	1,289	1,220	1,500	1,500	0.00%
01023152 - 55908	Employee Moving Costs	863	0	0	0	0	0.00%
01023152 - 56100	General Supplies	680	863	880	2,000	0	(100.00%)
01023152 - 56120	Office Supplies	0	0	25	0	50	0.00%
01023152 - 56160	Uniforms	94	0	0	0	0	0.00%
01023152 - 56260	Gasoline for Vehicles	2,151	1,961	1,564	2,500	2,500	0.00%
01023152 - 56310	Food/Bev/Related for Programs	29	14	100	0	0	0.00%
01023152 - 56320	Business Meals	36	29	71	500	150	(70.00%)
01023152 - 56330	Food/Bev/Related Emp Apprctn	3,100	3,243	3,425	3,500	3,500	0.00%
Total Operating Expenses		19,351	23,451	26,139	32,889	34,116	3.73%
01023153 - 57400	Machinery and Equipment	28,949	16,484	0	0	0	0.00%
Total Capital Outlay		28,949	16,484	0	0	0	0.00%
Total PCR Administration		322,197	362,862	329,376	192,353	218,192	13.43%

City of Unalaska
FY2018 General Fund Budget Detail
Expenditures
Adopted May 24, 2017

		FY2014 Actual	FY2015 Actual	FY2016 Actual	FY2017 Budget	Adopted Budget	% Chg
Parks, Culture & Recreation							
Recreation Programs							
01023251 - 51100	Salaries and Wages	255,325	268,692	277,654	323,033	280,497	(13.20%)
01023251 - 51200	Temporary Employees	20,719	18,592	12,350	15,000	15,000	0.00%
01023251 - 51300	Overtime	15,340	15,893	17,796	17,000	17,000	0.00%
01023251 - 52100	Health Insurance Benefit	128,267	80,308	130,625	181,584	157,164	(13.40%)
01023251 - 52200	FICA & Medicare Emplr Match	22,272	23,047	23,521	27,161	22,762	(16.20%)
01023251 - 52300	PERS Employer Contribution	98,465	192,039	76,817	88,101	76,983	(12.60%)
01023251 - 52400	Unemployment Insurance	2,804	2,328	2,448	2,532	2,011	(20.60%)
01023251 - 52500	Workers Compensation	3,881	3,623	3,386	4,514	4,966	10.00%
01023251 - 52900	Other Employee Benefits	0	4	0	0	0	0.00%
Total Personnel Expenses		547,074	604,525	544,597	658,925	576,383	(12.53%)
01023252 - 53260	Training Services	1,237	2,508	1,258	2,500	2,500	0.00%
01023252 - 53300	Other Professional Svs	16,581	14,302	12,846	17,800	15,000	(15.70%)
01023252 - 55903	Travel and Related Costs	14,316	9,795	10,404	17,500	20,400	16.60%
01023252 - 55907	Permit Fees	0	170	0	800	0	(100.00%)
01023252 - 55908	Employee Moving Costs	0	0	6,141	0	0	0.00%
01023252 - 56100	General Supplies	59,154	47,984	51,479	59,542	60,000	0.80%
01023252 - 56120	Office Supplies	0	50	0	0	0	0.00%
01023252 - 56150	Computer Hardware / Software	80	0	0	0	200	0.00%
01023252 - 56160	Uniforms	395	1,208	0	0	0	0.00%
01023252 - 56310	Food / Bev & Related for Progs	15,525	13,513	15,575	18,000	18,000	0.00%
01023252 - 56330	Food/Bev/Related Emp Apprctn	274	128	128	143	100	(29.90%)
Total Operating Expenses		107,563	89,658	97,830	116,285	116,200	(0.07%)
Total Recreation Programs		654,637	694,183	642,427	775,209	692,583	(10.66%)

City of Unalaska
FY2018 General Fund Budget Detail
Expenditures
Adopted May 24, 2017

		FY2014 Actual	FY2015 Actual	FY2016 Actual	FY2017 Budget	Adopted Budget	% Chg
Parks, Culture & Recreation							
Community Center Operations							
01023351 - 51100	Salaries and Wages	150,085	147,728	169,459	245,758	311,856	26.90%
01023351 - 51200	Temporary Employees	4,167	3,297	0	0	0	0.00%
01023351 - 51300	Overtime	11,247	12,666	7,244	15,000	15,000	0.00%
01023351 - 52100	Health Insurance Benefit	92,786	58,490	103,442	151,320	155,460	2.70%
01023351 - 52200	FICA & Medicare Emplr Match	12,645	12,506	13,497	19,950	25,013	25.40%
01023351 - 52300	PERS Employer Contribution	56,218	105,060	43,340	60,516	63,143	4.30%
01023351 - 52400	Unemployment Insurance	1,813	1,491	1,601	2,241	2,804	25.10%
01023351 - 52500	Workers Compensation	530	469	534	878	966	10.00%
01023351 - 52900	Other Employee Benefits	6	0	0	0	0	0.00%
Total Personnel Expenses		329,497	341,707	339,117	495,663	574,242	15.85%
01023352 - 53260	Training Services	625	650	236	1,000	1,000	0.00%
01023352 - 53300	Other Professional Svcs	0	808	268	0	1,000	0.00%
01023352 - 54110	Water / Sewerage	10,379	8,937	8,335	11,000	14,600	32.70%
01023352 - 54210	Solid Waste	7,078	6,675	16,253	8,500	17,000	100.00%
01023352 - 54230	Custodial Services/Supplies	70,328	66,498	56,783	74,000	74,000	0.00%
01023352 - 54300	Repair/Maintenance Services	4,233	2,179	500	3,500	3,500	0.00%
01023352 - 54410	Buildings / Land Rental	1,249	1,531	3,840	1,300	4,200	223.10%
01023352 - 54420	Equipment Rental	34	197	0	75	0	(100.00%)
01023352 - 55310	Telephone / Fax/TV	5,772	6,816	7,663	12,339	10,000	(19.00%)
01023352 - 55903	Travel and Related Costs	2,486	4,176	1,795	3,500	3,500	0.00%
01023352 - 55904	Banking / Credit Card Fees	6,909	7,615	8,418	6,000	7,000	16.70%
01023352 - 55905	Postal Services	293	1,023	1,013	90	90	0.00%
01023352 - 55907	Permit Fees	485	300	1,130	500	500	0.00%
01023352 - 56100	General Supplies	27,724	69,701	11,964	24,043	22,000	(8.50%)
01023352 - 56120	Office Supplies	6,743	6,027	6,348	7,000	6,000	(14.30%)
01023352 - 56150	Computer Hardware / Software	0	0	909	12,000	500	(95.80%)
01023352 - 56160	Uniforms	1,353	593	0	2,000	2,000	0.00%
01023352 - 56220	Electricity	88,294	90,987	65,226	90,000	90,000	0.00%
01023352 - 56240	Heating Oil	103,181	82,243	43,641	85,000	85,000	0.00%
01023352 - 56330	Food/Bev/Related Emp Apprctn	0	0	97	200	200	0.00%
Total Operating Expenses		337,166	356,955	234,419	342,047	342,090	0.01%
Total Community Center Operations		666,663	698,661	573,535	837,711	916,332	9.39%

City of Unalaska
FY2018 General Fund Budget Detail
Expenditures
Adopted May 24, 2017

		FY2014 Actual	FY2015 Actual	FY2016 Actual	FY2017 Budget	Adopted Budget	% Chg
Parks, Culture & Recreation							
Library							
01023451 - 51100	Salaries and Wages	272,916	220,275	261,416	266,145	268,834	1.00%
01023451 - 51300	Overtime	3,728	6,175	6,360	6,000	7,000	16.70%
01023451 - 52100	Health Insurance Benefit	89,176	45,932	102,691	121,056	124,368	2.70%
01023451 - 52200	FICA & Medicare Emplr Match	21,146	17,300	20,461	20,818	21,106	1.40%
01023451 - 52300	PERS Employer Contribution	77,787	124,222	60,491	57,910	58,955	1.80%
01023451 - 52400	Unemployment Insurance	2,319	2,056	2,079	2,064	2,066	0.10%
01023451 - 52500	Workers Compensation	845	642	818	926	1,018	10.00%
Total Personnel Expenses		467,915	416,602	454,315	474,919	483,347	1.77%
01023452 - 53260	Training Services	230	745	500	700	700	0.00%
01023452 - 53300	Other Professional Svcs	665	0	0	0	0	0.00%
01023452 - 54110	Water / Sewerage	907	912	994	1,200	1,300	8.30%
01023452 - 54210	Solid Waste	3,719	4,466	4,068	5,500	4,500	(18.20%)
01023452 - 54230	Custodial Services/Supplies	29,742	31,398	27,443	33,000	33,000	0.00%
01023452 - 54300	Repair/Maintenance Services	1,042	2,182	0	3,500	1,500	(57.10%)
01023452 - 54420	Equipment Rental	323	350	0	400	0	(100.00%)
01023452 - 55310	Telephone / Fax/TV	7,790	7,290	3,198	3,725	3,500	(6.00%)
01023452 - 55320	Network / Internet	80,126	76,000	5,349	5,000	5,000	0.00%
01023452 - 55901	Advertising	295	955	0	0	0	0.00%
01023452 - 55902	Printing and Binding	2,253	0	460	500	500	0.00%
01023452 - 55903	Travel and Related Costs	10,270	3,141	2,940	4,000	8,000	100.00%
01023452 - 55905	Postal Services	3,325	6,230	5,910	6,000	3,000	(50.00%)
01023452 - 55906	Membership Dues	748	110	1,270	1,300	1,500	15.40%
01023452 - 55907	Permit Fees	325	351	369	400	400	0.00%
01023452 - 55908	Employee Moving Costs	0	5,464	0	0	0	0.00%
01023452 - 55999	Other	160	80	0	0	0	0.00%
01023452 - 56100	General Supplies	9,412	10,510	10,754	11,000	14,000	27.30%
01023452 - 56120	Office Supplies	5,435	7,816	5,753	7,500	8,500	13.30%
01023452 - 56150	Computer Hardware / Software	1,370	0	10,876	2,500	2,000	(20.00%)
01023452 - 56220	Electricity	36,122	34,148	24,646	40,000	30,000	(25.00%)
01023452 - 56240	Heating Oil	13,071	12,745	8,062	14,000	14,000	0.00%
01023452 - 56310	Food/Bev/Related for Programs	1,293	1,538	1,552	2,000	2,000	0.00%
01023452 - 56330	Food/Bev/Related Emp Apprctn	512	187	881	500	500	0.00%
01023452 - 56400	Books and Periodicals	42,523	39,583	41,814	72,549	67,000	(7.60%)
01023452 - 56450	Grants (Supplies)	7,031	16,064	0	0	0	0.00%
01023452 - 56451	Grants - Telecommunications	0	0	75,160	74,948	74,948	0.00%
01023452 - 56452	Grants-Circulating Materials	0	0	12,886	13,000	13,000	0.00%
01023452 - 56453	Grants-Travel	0	0	3,748	3,700	2,450	(33.80%)
Total Operating Expenses		258,690	262,265	248,631	306,922	291,298	(5.09%)
Total Library		726,605	678,867	702,946	781,841	774,645	(0.92%)

City of Unalaska
FY2018 General Fund Budget Detail
Expenditures
Adopted May 24, 2017

		FY2014 Actual	FY2015 Actual	FY2016 Actual	FY2017 Budget	Adopted Budget	% Chg
Parks, Culture & Recreation							
Aquatics Center							
01023551 - 51100	Salaries and Wages	134,267	154,736	134,853	164,949	201,608	22.20%
01023551 - 51200	Temporary employees	2,750	1,481	4,287	0	0	0.00%
01023551 - 51300	Overtime	1,664	2,449	1,619	2,506	2,508	0.10%
01023551 - 52100	Health Insurance Benefit	17,771	9,241	20,020	30,264	60,480	99.80%
01023551 - 52200	FICA & Medicare Emplr Match	10,604	12,133	10,768	12,806	15,630	22.10%
01023551 - 52300	PERS Employer Contribution	16,208	27,618	13,152	15,408	28,299	83.70%
01023551 - 52400	Unemployment Insurance	1,503	1,469	1,248	1,481	1,723	16.30%
01023551 - 52500	Workers Compensation	4,800	5,468	4,492	6,118	9,730	59.00%
Total Personnel Expenses		189,567	214,595	190,439	233,532	319,978	37.02%
01023552 - 53260	Training Services	906	2,134	1,133	1,000	2,000	100.00%
01023552 - 53264	Education Reimbursement	0	0	0	1,500	0	(100.00%)
01023552 - 53300	Other Professional Svs	311	740	0	1,000	1,000	0.00%
01023552 - 53420	Sampling / Testing	1,740	580	900	1,300	1,200	(7.70%)
01023552 - 54230	Custodial Services/Supplies	0	1,452	650	2,000	2,000	0.00%
01023552 - 54300	Repair/Maintenance Services	0	160	0	0	0	0.00%
01023552 - 54420	Equipment Rental	0	80	40	0	0	0.00%
01023552 - 55310	Telephone and Fax/TV	1,252	853	862	4,149	1,200	(71.10%)
01023552 - 55320	Network / Internet	1,040	1,649	900	1,600	0	(100.00%)
01023552 - 55901	Advertising	420	0	150	0	0	0.00%
01023552 - 55903	Travel and Related Costs	0	5,917	3,896	5,000	6,000	20.00%
01023552 - 55906	Membership dues	0	0	0	0	500	0.00%
01023552 - 56100	General supplies	28,556	34,922	33,603	45,259	48,650	7.50%
01023552 - 56120	Office Supplies	1,897	386	52	1,500	2,000	33.30%
01023552 - 56310	Food/Bev/Related for Programs	436	477	58	1,000	750	(25.00%)
01023552 - 56330	Food/Bev/Related Emp Apprctn	261	99	142	500	500	0.00%
Total Operating Expenses		36,818	49,448	42,385	65,808	65,800	(0.01%)
Total Aquatics Center		226,385	264,043	232,825	299,340	385,778	28.88%

City of Unalaska
FY2018 General Fund Budget Detail
Expenditures
Adopted May 24, 2017

		FY2014 Actual	FY2015 Actual	FY2016 Actual	FY2017 Budget	Adopted Budget	% Chg
Parks, Culture & Recreation							
Parks							
01023652 - 54110	Water / Sewerage	1,938	1,999	4,662	2,605	2,850	9.40%
01023652 - 54210	Solid Waste	1,151	1,427	1,658	1,800	2,000	11.10%
01023652 - 54410	Buildings/Land Rental	6,000	6,000	6,000	16,500	17,500	6.10%
01023652 - 56100	General Supplies	3,675	8,505	1,822	8,500	9,000	5.90%
01023652 - 56220	Electricity	5,495	5,879	3,835	7,000	6,000	(14.30%)
Total Operating Expenses		18,259	23,810	17,978	36,405	37,350	2.60%
Total Parks		18,259	23,810	17,978	36,405	37,350	2.60%

City of Unalaska
FY2018 General Fund Budget Detail
Expenditures
Adopted May 24, 2017

Other Expenses		FY2014 Actual	FY2015 Actual	FY2016 Actual	FY2017 Budget	Adopted Budget	% Chg
Grants to Non-Profits							
01029154 - 58420	IFHS Mental Health Programs	160,000	160,000	170,000	170,000	170,000	0.00%
01029154 - 58430	USAFV Domestic Violence Shelte	170,926	203,092	216,516	216,516	229,506	6.00%
01029154 - 58440	Unalaska Seniors	49,800	47,098	49,800	49,800	49,800	0.00%
01029154 - 58450	Unalaska Community Brdcstng	89,500	107,000	92,000	96,600	96,600	0.00%
01029154 - 58460	Museum of the Aleutians	271,960	272,014	250,828	294,106	294,106	0.00%
01029154 - 58470	Aleutians Arts Council	10,000	10,000	10,000	10,000	10,000	0.00%
01029154 - 58480	Qawalangin Tribe/APIA	26,140	24,855	25,710	24,000	24,000	0.00%
01029154 - 58481	APIA	111,840	106,566	148,932	122,825	124,932	1.70%
01029154 - 58482	Unalaska Divers Association	0	0	0	0	4,000	0.00%
Total Other Expenses		890,166	930,625	963,786	983,847	1,002,944	1.94%
Total Grants to Non-Profits		890,166	930,625	963,786	983,847	1,002,944	1.94%

City of Unalaska
FY2018 General Fund Budget Detail
Expenditures
Adopted May 24, 2017

Other Expenses	FY2014 Actual	FY2015 Actual	FY2016 Actual	FY2017 Budget	Adopted Budget	% Chg
Education						
01029254 - 58600 School Support	4,022,494	3,868,791	3,879,519	3,886,516	3,945,920	1.50%
Total Other Expenses	4,022,494	3,868,791	3,879,519	3,886,516	3,945,920	1.53%
Total Education	4,022,494	3,868,791	3,879,519	3,886,516	3,945,920	1.53%

City of Unalaska
FY2018 General Fund Budget Detail
Expenditures
Adopted May 24, 2017

		FY2014 Actual	FY2015 Actual	FY2016 Actual	FY2017 Budget	Adopted Budget	% Chg
Other Expenses							
Debt Service							
01029354 - 53230	Legal Services (cost of issue)	0	10,365	0	0	0	0.00%
01029354 - 59100	Interest Expense	211,541	228,208	149,680	118,775	86,188	(27.40%)
01029354 - 59200	Principal Payment	755,000	2,655,000	805,000	835,000	875,000	4.80%
Total Other Expenses		<u>966,541</u>	<u>2,893,573</u>	<u>954,680</u>	<u>953,775</u>	<u>961,188</u>	<u>0.78%</u>
Total Debt Service		<u>966,541</u>	<u>2,893,573</u>	<u>954,680</u>	<u>953,775</u>	<u>961,188</u>	<u>0.78%</u>

City of Unalaska
FY2018 General Fund Budget Detail
Expenditures
Adopted May 24, 2017

	FY2014 Actual	FY2015 Actual	FY2016 Actual	FY2017 Budget	Adopted Budget	% Chg
Transfers To General Fund						
Transfers Out						
Transfers Out						
01029854 - 59920 Transfers To Govt Capt Project	522,272	(1,270,170)	3,403,582	541,405	793,000	46.50%
01029854 - 59930 Transfers To Enterprise Oper	34,400	0	0	0	0	0.00%
01029854 - 59940 Transfers To Enterpr Capt Proj	(317,954)	3,600,472	0	3,818,367	1,173,994	(69.30%)
Total Other Expenses	238,718	2,330,301	3,403,582	4,359,772	1,966,994	(54.88%)
Total Transfers Out	238,718	2,330,301	3,403,582	4,359,772	1,966,994	(54.88%)
General Fund Expenditures Total	23,678,476	28,602,006	26,262,250	30,029,310	28,980,219	(3.49%)

City of Unalaska
FY2018 Special Revenue Funds Budget Summary
Adopted May 24, 2017

	FY2014 Actual	FY2015 Actual	FY2016 Actual	FY2017 Budget	Adopted Budget	% Chg
1% Sales Tax Special Revenue						
REVENUES						
11010040 - 41310 1% Capital Sales tax	4,129,080	4,010,250	3,878,658	3,300,000	3,300,000	0.00%
Total Revenues	4,129,080	4,010,250	3,878,658	3,300,000	3,300,000	0.00%
EXPENDITURES						
11029954 - 59900 Transfers To General Fund	1,200,000	1,200,000	1,200,000	1,200,000	1,200,000	0.00%
11029954 - 59920 Transfers To Govt Capt Project	950,000	1,800,395	0	0	0	0.00%
11029954 - 59930 Transfers To Proprietary Op	0	0	0	0	1,256,860	0.00%
11029954 - 59940 Transfers To Enterpr Capt Proj	0	(24,851)	0	0	0	0.00%
Total Expenditures	2,150,000	2,975,544	1,200,000	1,200,000	2,456,860	104.74%
1% Sales Tax Special Revenue Fund Net	1,979,080	1,034,706	2,678,658	2,100,000	843,140	0.00%
Bed Tax Special Revenue						
REVENUES						
12010040 - 41420 City Bed Tax	169,049	189,387	210,224	172,000	175,000	1.74%
12010049 - 49900 Appropriated Fund Balance	0	0	0	3,000	0	0.00%
Total Revenues	169,049	189,387	210,224	175,000	175,000	0.00%
EXPENDITURES						
12029154 - 58490 Unalaska CVB	156,778	175,000	175,000	175,000	175,000	0.00%
Total Expenditures	156,778	175,000	175,000	175,000	175,000	0.00%
Bed Tax Special Revenue Fund Net	12,271	14,387	35,224	0	0	0.00%

City of Unalaska
FY2018 Proprietary Funds Budget Summary
Adopted May 24, 2017

	FY2014 Actual	FY2015 Actual	FY2016 Actual	FY2017 Budget	Adopted Budget	% Chg
Electric Proprietary						
REVENUES						
Intergovernmental	284,787	775,475	185,420	145,793	145,793	0.00%
Charges for Services	18,825,315	16,571,268	13,527,048	17,109,506	17,109,506	0.00%
Non-recurring Revenues	0	0	1,400	54,825	608,912	1010.65%
Total Revenues	19,110,102	17,346,743	13,713,867	17,310,124	17,864,211	3.10%
EXPENDITURES						
Utility Administration	4,713,075	4,704,085	5,298,500	4,948,080	5,385,519	8.84%
Electric Production	12,295,301	10,278,838	7,528,236	10,462,010	9,432,841	(9.84%)
Electric Line Repair & Maint	909,535	810,621	995,905	1,284,837	1,161,810	(9.58%)
Transfers Out	1,577,848	(327,716)	381,876	263,070	1,386,668	427.11%
Veh & Equip Maintenance	38,436	38,678	30,938	58,040	59,221	2.04%
Facilities Maintenance	55,262	112,441	113,419	330,211	438,152	32.69%
Total Expenditures	19,589,457	15,616,947	14,348,874	17,346,248	17,864,211	2.90%
Electric Proprietary Fund Net	(479,355)	1,729,797	(635,007)	(36,124)	0	3.09%
Water Proprietary						
REVENUES						
Intergovernmental	83,013	248,055	43,261	25,461	25,461	0.00%
Charges for Services	2,206,781	2,560,104	2,878,194	2,560,141	2,560,141	0.00%
Assessments	1,480	36	19	418	418	0.00%
Non-recurring Revenues	0	0	(141,100)	321,204	519,665	61.79%
Total Revenues	2,291,274	2,808,196	2,780,373	2,907,224	3,105,685	6.39%
EXPENDITURES						
Utility Administration	1,373,572	1,410,277	1,318,550	1,662,252	1,719,536	3.45%
Water Operations	1,188,694	1,056,304	1,171,267	1,326,672	1,246,267	(6.06%)
Transfers Out	488,962	(365,853)	525,000	(128,033)	21,600	(116.87%)
Veh & Equip Maintenance	28,508	19,938	14,753	33,644	34,366	2.14%
Facilities Maintenance	8,988	50,290	59,186	41,678	83,917	101.35%
Total Expenditures	3,088,723	2,170,956	3,088,756	2,936,213	3,105,685	5.46%
Water Proprietary Fund Net	(797,450)	637,240	(308,383)	(28,989)	0	6.30%
Wastewater Proprietary						
REVENUES						
Intergovernmental	62,614	203,802	38,086	21,487	21,487	0.00%
Charges for Services	2,077,545	2,260,023	2,372,355	2,343,595	2,507,646	7.00%
Assessments	4,720	2,157	374	2,172	2,172	0.00%
Non-recurring Revenues	0	0	0	1,813,370	503,418	(72.24%)
Total Revenues	2,144,880	2,465,982	2,410,815	4,180,624	3,034,723	(37.76%)
EXPENDITURES						
Utility Administration	890,683	950,609	1,090,452	1,889,052	1,940,725	2.74%
Wastewater Operations	1,021,285	907,355	1,364,869	2,044,196	2,073,468	1.43%
Transfers Out	79,522	633	0	181,377	0	(100.00%)
Veh & Equip Maintenance	27,130	25,940	32,267	27,061	27,632	2.11%
Facilities Maintenance	21,896	24,836	29,969	40,918	65,054	58.99%
Total Expenditures	2,040,515	1,909,374	2,517,556	4,182,604	4,106,879	(1.84%)
Transfers In	0	0	0	0	1,072,156	0.00%
Wastewater Proprietary Fund Net	104,365	556,608	(106,741)	(1,980)	0	(1.79%)

City of Unalaska
FY2018 Proprietary Funds Budget Summary
Adopted May 24, 2017

	FY2014 Actual	FY2015 Actual	FY2016 Actual	FY2017 Budget	Adopted Budget	% Chg
Solid Waste Proprietary						
REVENUES						
Intergovernmental	110,911	241,490	38,578	24,592	24,592	0.00%
Charges for Services	1,779,812	2,196,545	2,654,240	2,432,000	2,541,442	4.50%
Non-recurring Revenues	0	0	0	593,776	1,706,067	187.33%
Total Revenues	1,890,722	2,438,035	2,692,818	3,050,368	4,272,101	28.60%
EXPENDITURES						
Utility Administration	825,084	1,030,454	1,324,283	1,458,468	1,590,777	9.07%
Solid Waste Operations	1,295,311	1,706,868	1,171,917	1,372,799	1,624,896	18.36%
Transfers Out	0	1,453,138	127,383	0	1,030,000	0.00%
Veh & Equip Maintenance	71,519	75,711	63,733	131,158	133,333	1.66%
Facilities Maintenance	46,258	56,686	70,682	110,967	77,798	(29.89%)
Total Expenditures	2,238,173	4,322,856	2,757,998	3,073,392	4,456,804	31.04%
Transfers In	0	0	0	0	184,704	0.00%
Solid Waste Proprietary Fund Net	(347,450)	(1,884,821)	(65,180)	(23,024)	0	45.56%
Ports & Harbors Proprietary						
REVENUES						
Intergovernmental	544,785	818,154	485,524	464,476	413,448	(10.99%)
Charges for Services	6,426,532	6,538,079	6,633,685	6,940,452	7,085,790	2.09%
Investment Income	3	3	0	0	0	0.00%
Non-recurring Revenues	0	0	0	4,417,409	10,012,194	126.65%
Total Revenues	6,971,319	7,356,235	7,119,209	11,822,337	17,511,432	32.49%
EXPENDITURES						
Harbor Office	4,080,573	3,900,820	4,348,463	4,762,963	4,856,701	1.97%
Unalaska Marine Center	953,237	906,514	935,464	988,804	1,060,405	7.24%
Spit & Light Cargo Docks	443,435	449,683	463,211	592,657	522,667	(11.81%)
Ports Security	65,541	19,609	18,061	78,475	79,518	1.33%
CEM Small Boat Harbor	646,476	726,314	618,330	715,112	686,904	(3.94%)
Bobby Storrs Small Boat Harbor	140,891	166,549	124,074	174,126	168,888	(3.01%)
Transfers Out	3,159,080	2,906,314	1,722,158	4,761,500	10,000,000	110.02%
Veh & Equip Maintenance	50,646	54,933	72,242	57,471	58,517	1.82%
Facilities Maintenance	26,764	31,672	43,005	45,894	77,833	69.59%
Total Expenditures	9,566,644	9,162,409	8,345,008	12,177,002	17,511,432	30.46%
Transfers In	34,400	0	0	0	0	0.00%
Ports & Harbors Proprietary Fund	(2,560,924)	(1,806,174)	(1,225,799)	(354,665)	0	45.93%
Airport Proprietary						
REVENUES						
Intergovernmental	12,207	44,486	7,109	4,720	4,720	0.00%
Charges for Services	480,846	511,371	572,921	548,906	547,700	(0.22%)
Non-recurring Revenues	0	0	0	544,277	369,857	(32.05%)
Total Revenues	493,053	555,857	580,030	1,097,903	922,277	(19.04%)
EXPENDITURES						
Airport Admin/Operations	677,024	670,804	687,049	720,798	709,167	(1.61%)
Transfers Out	148,495	6,975	0	0	0	0.00%
Facilities Maintenance	121,862	175,074	155,805	378,466	213,110	(43.69%)
Total Expenditures	947,382	852,853	842,854	1,099,264	922,277	(19.19%)
Airport Proprietary Fund Net	(454,329)	(296,996)	(262,824)	(1,361)	0	(16.05%)

City of Unalaska
FY2018 Proprietary Funds Budget Summary
Adopted May 24, 2017

	FY2014 Actual	FY2015 Actual	FY2016 Actual	FY2017 Budget	Adopted Budget	% Chg
Housing Proprietary						
REVENUES						
Intergovernmental	10,344	35,007	4,634	4,678	4,678	0.00%
Charges for Services	244,973	259,217	276,506	270,564	270,564	0.00%
Non-recurring Revenues	0	0	(17,379)	271,606	265,092	(2.40%)
Total Revenues	255,316	294,224	263,760	546,848	540,334	(1.21%)
EXPENDITURES						
Housing Admin & Operating	308,924	336,681	316,926	365,149	360,701	(1.22%)
Transfers Out	68,228	0	0	0	0	0.00%
Facilities Maintenance	153,797	127,862	81,150	182,316	179,634	(1.47%)
Total Expenditures	530,949	464,543	398,076	547,465	540,335	(1.32%)
Housing Proprietary Fund Net	(275,632)	(170,319)	(134,316)	(617)	0	(1.25%)

City of Unalaska
FY2018 Electric Budget Summary
Adopted May 24, 2017

Electric Proprietary	FY2014 Actual	FY2015 Actual	FY2016 Actual	FY2017 Budget	Adopted budget	% Chg
REVENUES						
Intergovernmental	284,787	775,475	185,420	145,793	145,793	0.00%
Charges for Services	18,825,315	16,571,268	13,527,048	17,109,506	17,109,506	0.00%
Non-recurring Revenues	0	0	1,400	54,825	608,912	1010.65%
Total Revenues	19,110,102	17,346,743	13,713,867	17,310,124	17,864,211	3.10%
EXPENDITURES						
Utility Administration	4,713,075	4,704,085	5,298,500	4,948,080	5,385,519	8.84%
Electric Production	12,295,301	10,278,838	7,528,236	10,462,010	9,432,841	(9.84%)
Electric Line Repair & Maint	909,535	810,621	995,905	1,284,837	1,161,810	(9.58%)
Transfers Out	1,577,848	(327,716)	381,876	263,070	1,386,668	427.11%
Veh & Equip Maintenance	38,436	38,678	30,938	58,040	59,221	2.04%
Facilities Maintenance	55,262	112,441	113,419	330,211	438,152	32.69%
Total Expenditures	19,589,457	15,616,947	14,348,874	17,346,248	17,864,211	2.90%
Electric Proprietary Fund Net	(479,355)	1,729,797	(635,007)	(36,124)	0	

	Personnel Expenses	Operating Expenses	Capital Expenses	Other Expenses	Adopted Budget	% of Fund
EXPENDITURES						
Utility Administration	656,729	344,744	52,888	4,331,159	5,385,519	30.15%
Electric Production	1,278,151	8,154,690	0	0	9,432,841	52.80%
Electric Line Repair & Maint	900,510	261,300	0	0	1,161,810	6.50%
Veh & Equip Maintenance	41,721	17,500	0	0	59,221	0.33%
Facilities Maintenance	59,926	378,226	0	0	438,152	2.45%
Total Operating Expenditures	2,937,037	9,156,460	52,888	4,331,159	16,477,543	
Transfers Out	0	0	0	1,386,668	1,386,668	7.76%
	0	0	0	1,386,668	1,386,668	

City of Unalaska
FY2018 Electric Budget Detail
Revenues
Adopted May 24, 2017

Electric Proprietary		FY2014 Actual	FY2015 Actual	FY2016 Actual	FY2017 Budget	Adopted Budget	% Chg
Intergovernmental							
50015041 - 42195	Misc. Fed Operating Grants	72,134	72,683	72,839	72,722	72,722	0.00%
50015041 - 42355	PERS Nonemployer Contributions	0	0	112,580	0	73,071	0.00%
50015041 - 42359	Other State Revenue	212,653	702,792	0	73,071	0	(100.00%)
Total Intergovernmental		284,787	775,475	185,420	145,793	145,793	0.00%
Charges for Services							
50015042 - 44110	Residential Elec Consumption	562,698	624,529	712,374	670,839	670,839	0.00%
50015042 - 44111	Residential COPA	892,869	715,558	463,842	456,992	456,992	0.00%
50015042 - 44120	Small Gen Serv Consumption	621,755	621,158	659,865	719,350	719,350	0.00%
50015042 - 44121	Small Gen Serv COPA	849,598	657,862	443,316	546,964	546,964	0.00%
50015042 - 44130	Large Gen Serv Consumption	969,109	1,035,950	958,128	1,211,115	1,211,115	0.00%
50015042 - 44131	Large Gen Serv Demand	140,367	126,255	128,160	126,243	126,243	0.00%
50015042 - 44132	Large Gen Serv Power Factor	8,605	11,438	11,779	12,785	12,785	0.00%
50015042 - 44133	Large Gen Serv COPA	1,668,763	1,280,522	798,384	1,188,216	1,188,216	0.00%
50015042 - 44140	Industrial Serv Consumption	4,305,190	4,250,824	4,115,287	5,805,399	5,805,399	0.00%
50015042 - 44141	Industrial Serv Demand	632,748	602,419	687,678	662,359	662,359	0.00%
50015042 - 44142	Industrial Serv Power Factor	23,399	26,976	28,711	28,918	28,918	0.00%
50015042 - 44143	Industrial Serv COPA	7,003,973	5,626,758	3,808,610	4,992,109	4,992,109	0.00%
50015042 - 44150	Street Lights	31,912	33,545	36,660	33,545	33,545	0.00%
50015042 - 44160	PCE Assistance	1,063,321	918,591	626,403	627,396	627,396	0.00%
50015042 - 44170	Other Services	27,614	23,063	25,739	8,100	8,100	0.00%
50015042 - 44180	Late Fees	23,394	13,166	14,028	19,176	19,176	0.00%
50015042 - 47110	Interest Revenue	0	2,654	8,084	0	0	0.00%
Total Charges for Services		18,825,315	16,571,268	13,527,048	17,109,506	17,109,506	0.00%
Non-recurring Revenues							
50015049 - 49400	Gain-loss on Sale of Fixed Ass	0	0	1,400	0	0	0.00%
50015049 - 49910	Bdgtd Use of Unrest. Net Asset	0	0	0	54,825	608,912	1010.65%
Total Non-recurring Revenues		0	0	1,400	54,825	608,912	1010.65%
Electric Fund Net		19,110,102	17,346,743	13,713,867	17,310,124	17,864,211	3.20%

City of Unalaska
FY2018 Electric Budget Detail
Expenditures
Adopted May 24, 2017

Electric Proprietary		FY2014 Actual	FY2015 Actual	FY2016 Actual	FY2017 Budget	Adopted Budget	% Chg
Utility Administration							
50024051 - 51100	Salaries and Wages	351,131	376,708	372,541	358,612	370,645	3.36%
50024051 - 51200	Temporary Employees	538	8,939	11,593	4,354	4,596	5.56%
50024051 - 51300	Overtime	3,369	5,172	2,218	1,158	1,007	(13.04%)
50024051 - 52100	Health Insurance Benefit	106,489	69,596	123,622	142,247	146,152	2.75%
50024051 - 52200	FICA & Medicare Emplr Match	26,721	29,362	29,402	27,513	28,707	4.34%
50024051 - 52300	PERS Employer Contribution	123,919	245,185	174,058	93,130	96,403	3.51%
50024051 - 52400	Unemployment Insurance	1,956	1,952	1,961	1,898	1,910	0.63%
50024051 - 52500	Workers Compensation	4,243	4,429	5,342	5,951	6,546	10.00%
50024051 - 52900	Other Employee Benefits	518	475	598	730	763	4.52%
Personnel Expenses		618,885	741,818	721,336	635,593	656,729	3.33%
50024052 - 53230	Legal Services	84	0	180	2,733	2,000	(26.82%)
50024052 - 53240	Engineering/Architectural Svcs	36,096	8,166	10,195	25,213	20,000	(20.68%)
50024052 - 53260	Training Services	500	0	518	565	1,125	99.12%
50024052 - 53300	Other Professional Svcs	33,801	4,867	34,186	34,338	34,000	(0.98%)
50024052 - 53410	Software / Hardware Support	16,665	16,842	19,230	21,621	22,630	4.67%
50024052 - 54110	Water / Sewerage	446	567	580	417	417	0.00%
50024052 - 54210	Solid Waste	1,327	1,263	1,393	1,205	1,117	(7.31%)
50024052 - 54230	Custodial Services/Supplies	5,471	5,354	4,538	4,508	4,000	(11.27%)
50024052 - 54300	Repair/Maintenance Services	887	1,185	85	955	700	(26.70%)
50024052 - 54420	Equipment Rental	376	406	0	350	0	(100.00%)
50024052 - 55200	General Insurance	165,351	138,530	119,831	161,123	158,984	(1.33%)
50024052 - 55310	Telephone / Fax/TV	1,480	2,277	1,419	1,862	2,627	41.06%
50024052 - 55320	Network / Internet	4,293	7,288	9,185	9,350	11,850	26.74%
50024052 - 55901	Advertising	302	0	0	530	530	0.00%
50024052 - 55903	Travel and Related Costs	2,227	1,257	4,765	6,125	6,125	0.00%
50024052 - 55904	Banking / Credit Card Fees	30,126	24,461	27,526	25,000	25,000	0.00%
50024052 - 55905	Postal Services	4,646	3,423	3,578	4,650	4,650	0.00%
50024052 - 55906	Membership Dues	10,324	11,261	11,148	9,727	9,727	0.00%
50024052 - 55908	Employee Moving Costs	0	0	0	0	5,000	0.00%
50024052 - 56100	General Supplies	184	211	356	0	0	0.00%
50024052 - 56120	Office Supplies	3,873	4,642	2,757	2,186	2,186	0.00%
50024052 - 56150	Computer Hardware / Software	13,158	4,323	3,301	8,250	10,770	30.55%
50024052 - 56220	Electricity	13,489	13,388	12,848	9,518	9,518	0.00%
50024052 - 56240	Heating Oil	13,243	9,883	7,557	7,552	7,552	0.00%
50024052 - 56260	Gasoline for Vehicles	1,064	649	521	1,963	1,963	0.00%
50024052 - 56320	Business Meals	0	73	37	318	250	(21.38%)
50024052 - 56330	Food/Bev/Related Emp Apprctn	1,158	1,516	1,546	1,623	1,623	0.00%
50024052 - 56400	Books and Periodicals	807	1,714	340	400	400	0.00%
Operating Expenses		361,376	270,396	277,620	342,083	344,744	0.78%
50024053 - 57400	Machinery and Equipment	0	0	0	0	52,888	0.00%
Capital Outlay		0	0	0	0	52,888	0.00%
50024054 - 58100	Depreciation	2,101,462	2,162,429	2,633,618	2,691,411	3,106,060	15.41%
50024054 - 58500	Bad Debt Expense	4,265	0	135	0	0	0.00%
50024054 - 58910	Allocations IN-Debit	133,096	139,900	143,923	129,415	142,356	10.00%
50024054 - 59100	Interest Expense	1,486,080	1,420,542	1,072,714	1,141,667	1,082,742	(5.16%)
50024054 - 59400	Issuance Costs	7,912	(31,000)	449,154	7,911	0	(100.00%)
Other Expenses		3,732,814	3,691,871	4,299,544	3,970,404	4,331,159	9.09%
Total Utility Administration		4,713,075	4,704,085	5,298,500	4,948,080	5,385,519	8.84%

Electric Enterprise Fund: **Electric Production** (5000-041)
Responsible Manager/Title: Dan Winters, Public Utilities Director

Mission Statement

The Mission of the Department of Public Utilities is to provide electric, solid waste, wastewater and water services that, within regulatory guidelines, meet or exceed our customers' needs and expectations for safety, quality and quantity.

Functions and Responsibilities

- *Operates two diesel-generating plants with an installed capacity of 20.8 megawatts.*
- *Performs testing and monitoring for regulatory compliance and permitting requirements.*
- *Plans, carries out, and keeps records of preventative maintenance and repairs of generation equipment.*
- *Maintains a trained staff.*

Departmental Goals

- *To enhance the quality of life and promote economic development by ensuring that residents have a dependable source of electric power.*
- *To produce electrical power in the safest and most economical way possible in compliance with our ADEC Title V permits.*
- *To protect the City's investment in power production plant and equipment through a comprehensive preventative maintenance and repair program.*

City of Unalaska
FY2018 Electric Budget Detail
Expenditures
Adopted May 24, 2017

Electric Proprietary	FY2014 Actual	FY2015 Actual	FY2016 Actual	FY2017 Budget	Adopted Budget	% Chg
Electric Production						
50024151 - 51100 Salaries and Wages	648,028	655,473	672,174	670,367	687,521	2.56%
50024151 - 51300 Overtime	79,578	101,673	87,607	70,781	70,782	0.00%
50024151 - 52100 Health Insurance Benefit	172,745	105,257	194,232	228,494	234,744	2.74%
50024151 - 52200 FICA & Medicare Emplr Match	53,307	57,683	54,445	56,468	58,014	2.74%
50024151 - 52300 PERS Employer Contribution	261,315	504,162	361,564	189,031	192,888	2.04%
50024151 - 52400 Unemployment Insurance	3,052	3,164	3,071	2,998	3,004	0.20%
50024151 - 52500 Workers Compensation	21,373	20,083	22,489	24,525	26,978	10.00%
50024151 - 52900 Other Employee Benefits	3,586	3,590	3,583	4,231	4,220	(0.26%)
Personnel Expenses	1,242,983	1,476,047	1,399,164	1,246,895	1,278,151	2.51%
50024152 - 53240 Engineering/Architectural Svcs	0	0	5,771	6,313	6,100	(3.38%)
50024152 - 53260 Training Services	4,698	1,504	1,462	7,000	6,000	(14.29%)
50024152 - 53300 Other Professional Svcs	3,024	5,448	13,202	103,000	103,000	0.00%
50024152 - 53410 Software / Hardware Support	2,389	3,297	5,982	2,750	1,750	(36.36%)
50024152 - 53420 Sampling / Testing	0	3,582	7,223	4,500	2,500	(44.44%)
50024152 - 53490 Other Technical Services	1,952	7,139	50,770	46,000	46,000	0.00%
50024152 - 54110 Water / Sewerage	748	842	(2,527)	800	1,200	50.00%
50024152 - 54210 Solid Waste	5,834	15,270	9,947	8,000	4,000	(50.00%)
50024152 - 54230 Custodial Services/Supplies	9,600	9,701	8,400	9,600	9,600	0.00%
50024152 - 54300 Repair/Maintenance Services	303,251	82,612	175,292	150,000	150,000	0.00%
50024152 - 55310 Telephone / Fax/TV	8,370	7,393	7,164	11,020	10,000	(9.25%)
50024152 - 55330 Radio	0	0	0	0	4,500	0.00%
50024152 - 55901 Advertising	0	0	0	0	1,000	0.00%
50024152 - 55903 Travel and Related Costs	11,274	6,499	9,292	10,000	12,000	20.00%
50024152 - 55906 Membership Dues	0	0	430	500	500	0.00%
50024152 - 55907 Permit Fees	56,087	43,599	39,894	133,106	100,000	(24.87%)
50024152 - 56100 General Supplies	212,691	251,210	250,610	350,665	350,000	(0.19%)
50024152 - 56120 Office Supplies	2,030	4,364	2,896	6,000	6,000	0.00%
50024152 - 56150 Computer Hardware / Software	1,461	17,791	377	10,000	10,000	0.00%
50024152 - 56230 Propane	359	814	463	700	700	0.00%
50024152 - 56260 Gasoline for Vehicles	6,145	4,300	2,975	3,000	3,000	0.00%
50024152 - 56270 Diesel for Equipment	14	74	60	75	75	0.00%
50024152 - 56330 Food/Bev/Related Emp Apprctn	470	642	557	500	500	0.00%
50024152 - 56500 Generator Fuel - Diesel	10,421,922	8,325,095	5,538,831	7,084,281	7,226,265	2.00%
50024152 - 56590 Other Purchased Power	0	0	0	0	100,000	0.00%
Operating Expenses	11,052,318	8,802,790	6,129,072	7,947,809	8,154,690	2.60%
50024153 - 57400 Machinery and Equipment	0	0	0	1,267,306	0	(100.00%)
Capital Outlay	0	0	0	1,267,306	0	(100.00%)
Total Electric Production	12,295,301	10,278,838	7,528,236	10,462,010	9,432,841	(9.84%)

Electric Enterprise Fund: **Electric Line Repair & Maintenance** (5000-042)
Responsible Manager/Title: Dan Winters, Public Utilities Director

Mission Statement

The Mission of the Department of Public Utilities is to provide electric, solid waste, wastewater and water services that, within regulatory guidelines, meet or exceed our customers' needs and expectations for safety, quality and quantity.

Functions and Responsibilities

- *Repairs and maintains electrical distribution equipment within the City grid.*
- *Provides assistance in design and coordination of all capital projects involving electrical utilities.*
- *Reads and routinely tests electric meters and performs service disconnect and reconnect.*

Departmental Goals

- *To enhance the quality of life and promote economic development by ensuring that residents have a dependable source of electric power.*
- *To perform all duties in compliance with the National Electrical Safety Code, City ordinances, and other industry standards.*
- *To protect the City's investment in electric distribution infrastructure through a comprehensive preventative maintenance and repair program.*

City of Unalaska
FY2018 Electric Budget Detail
Expenditures
Adopted May 24, 2017

Electric Proprietary		FY2014 Actual	FY2015 Actual	FY2016 Actual	FY2017 Budget	Adopted Budget	% Chg
Electric Line Repair & Maint							
50024251 - 51100	Salaries and Wages	346,674	355,567	406,203	548,983	476,922	(13.13%)
50024251 - 51300	Overtime	31,489	29,012	23,100	50,469	49,219	(2.48%)
50024251 - 52100	Health Insurance Benefit	83,806	56,482	115,300	195,202	169,452	(13.19%)
50024251 - 52200	FICA & Medicare Emplr Match	27,132	28,678	31,664	45,644	40,257	(11.80%)
50024251 - 52300	PERS Employer Contribution	135,422	255,437	201,203	156,697	136,859	(12.66%)
50024251 - 52400	Unemployment Insurance	1,564	1,556	2,134	2,560	2,170	(15.23%)
50024251 - 52500	Workers Compensation	11,134	9,994	12,985	20,531	22,584	10.00%
50024251 - 52900	Other Employee Benefits	1,743	1,713	2,030	3,575	3,047	(14.77%)
Personnel Expenses		638,963	738,440	794,620	1,023,661	900,510	(12.03%)
50024252 - 53240	Engineering/Architectural Svcs	817	0	5,771	213	2,000	837.87%
50024252 - 53260	Training Services	3,954	1,270	1,656	4,000	4,000	0.00%
50024252 - 53300	Other Professional Svcs	1,287	2,111	5,021	38,000	10,000	(73.68%)
50024252 - 53410	Software / Hardware Support	622	0	1,335	750	750	0.00%
50024252 - 53420	Sampling / Testing	0	0	0	3,000	1,000	(66.67%)
50024252 - 54210	Solid Waste	180	166	1,517	3,000	3,000	0.00%
50024252 - 54300	Repair/Maintenance Services	336	300	2,204	1,552	1,500	(3.35%)
50024252 - 54420	Equipment Rental	255	5,210	0	1,500	1,500	0.00%
50024252 - 54500	Construction Services	0	0	0	6,000	10,000	66.67%
50024252 - 55310	Telephone / Fax/TV	3,335	4,686	4,663	5,966	5,700	(4.47%)
50024252 - 55330	Radio	0	0	0	0	13,425	0.00%
50024252 - 55903	Travel and Related Costs	4,021	1,672	2,902	11,000	11,000	0.00%
50024252 - 55908	Employee Moving Costs	5,572	0	5,522	0	5,000	0.00%
50024252 - 56100	General Supplies	236,794	47,826	157,678	164,223	167,075	1.74%
50024252 - 56110	Sand / Gravel / Rock	3,880	720	4,220	9,000	9,000	0.00%
50024252 - 56120	Office Supplies	300	0	658	500	500	0.00%
50024252 - 56150	Computer Hardware / Software	35	202	974	2,775	3,700	33.33%
50024252 - 56160	Uniforms	0	0	0	0	1,500	0.00%
50024252 - 56220	Electricity	1,022	1,011	920	1,030	1,000	(2.91%)
50024252 - 56230	Propane	260	247	172	700	700	0.00%
50024252 - 56260	Gasoline for Vehicles	3,080	2,277	2,335	3,000	4,000	33.33%
50024252 - 56270	Diesel for Equipment	4,782	3,449	3,677	4,616	4,600	(0.35%)
50024252 - 56330	Food/Bev/Related Emp Apprctn	39	112	0	200	200	0.00%
50024252 - 56400	Books and Periodicals	0	0	61	150	150	0.00%
Operating Expenses		270,572	72,181	201,285	261,175	261,300	0.05%
Total Electric Line Repair & Maint		909,535	810,621	995,905	1,284,837	1,161,810	(9.58%)

City of Unalaska
FY2018 Electric Budget Detail
Expenditures
Adopted May 24, 2017

Electric Proprietary	FY2014 Actual	FY2015 Actual	FY2016 Actual	FY2017 Budget	Adopted Budget	% Chg
Transfers Out						
50029854 - 59940 Transfers To Enterpr Capt Proj	1,450,119	(327,716)	381,876	263,070	1,386,668	427.11%
Other Expenses	1,577,848	(327,716)	381,876	263,070	1,386,668	427.11%
Total Transfers Out	1,577,848	(327,716)	381,876	263,070	1,386,668	427.11%

City of Unalaska
FY2018 Electric Budget Detail
Expenditures
Adopted May 24, 2017

Electric Proprietary

	FY2014 Actual	FY2015 Actual	FY2016 Actual	FY2017 Budget	Adopted Budget	% Chg
Veh & Equip Maintenance						
50022851 - 51100 Salaries and Wages	17,987	13,846	11,839	22,733	23,325	2.60%
50022851 - 51300 Overtime	0	0	240	191	204	6.81%
50022851 - 52100 Health Insurance Benefit	5,296	1,548	3,664	8,718	8,959	2.76%
50022851 - 52200 FICA & Medicare Emplr Match	1,376	1,059	924	1,754	1,815	3.48%
50022851 - 52300 PERS Employer Contribution	6,283	8,315	5,736	5,958	6,123	2.77%
50022851 - 52400 Unemployment Insurance	122	75	72	114	120	5.26%
50022851 - 52500 Workers Compensation	643	462	407	916	1,007	10.00%
50022851 - 52900 Other Employee Benefits	93	67	64	156	168	7.69%
Personnel Expenses	31,800	25,372	22,947	40,540	41,721	2.91%
50022852 - 54300 Repair/Maintenance Services	0	0	0	2,000	2,000	0.00%
50022852 - 56100 General Supplies	0	255	0	500	500	0.00%
50022852 - 56130 Machinery / Vehicle Parts	6,636	13,051	7,991	15,000	15,000	0.00%
Operating Expenses	6,636	13,306	7,991	17,500	17,500	0.00%
Total Veh & Equip Maintenance	38,436	38,678	30,938	58,040	59,221	2.04%

City of Unalaska
FY2018 Electric Budget Detail
Expenditures
Adopted May 24, 2017

Electric Proprietary		FY2014 Actual	FY2015 Actual	FY2016 Actual	FY2017 Budget	Adopted Budget	% Chg
Facilities Maintenance							
50022951 - 51100	Salaries and Wages	20,461	22,362	40,647	35,575	33,273	(6.47%)
50022951 - 51200	Temporary Employees	1,942	418	940	2,000	0	(100.00%)
50022951 - 51300	Overtime	177	132	235	504	120	(76.19%)
50022951 - 52100	Health Insurance Benefit	3,479	3,111	10,556	12,892	13,430	4.17%
50022951 - 52200	FICA & Medicare Emplr Match	1,727	1,753	3,199	2,762	2,564	(7.17%)
50022951 - 52300	PERS Employer Contribution	6,953	14,713	18,701	9,067	8,697	(4.08%)
50022951 - 52400	Unemployment Insurance	108	114	169	168	179	6.55%
50022951 - 52500	Workers Compensation	788	767	1,300	1,293	1,423	10.00%
50022951 - 52900	Other Employee Benefits	110	106	235	224	240	7.14%
Personnel Expenses		35,744	43,476	75,983	64,485	59,926	(7.07%)
50022952 - 54300	Repair/Maintenance Services	2,744	50,847	17,133	233,740	346,240	48.13%
50022952 - 54500	Construction Services	0	0	0	2,000	2,000	0.00%
50022952 - 56100	General Supplies	7,282	428	10,109	8,343	8,343	0.00%
50022952 - 56140	Facility Maintenance Supplies	9,053	17,690	10,194	21,643	21,643	0.00%
Operating Expenses		19,518	68,965	37,436	265,726	378,226	42.34%
Total Facilities Maintenance		55,262	112,441	113,419	330,211	438,152	32.69%

City of Unalaska
FY2018 Water Budget Summary
Adopted May 24, 2017

Water Proprietary	FY2014 Actual	FY2015 Actual	FY2016 Actual	FY2017 Budget	Adopted budget	% Chg
REVENUES						
Intergovernmental	83,013	248,055	43,261	25,461	25,461	0.00%
Charges for Services	2,206,781	2,560,104	2,878,194	2,560,141	2,560,141	0.00%
Assessments	1,480	36	19	418	418	0.00%
Non-recurring Revenues	0	0	(141,100)	321,204	519,665	61.79%
Total Revenues	2,291,274	2,808,196	2,780,373	2,907,224	3,105,685	6.39%
EXPENDITURES						
Utility Administration	1,373,572	1,410,277	1,318,550	1,662,252	1,719,536	3.45%
Water Operations	1,188,694	1,056,304	1,171,267	1,326,672	1,246,267	(6.06%)
Transfers Out	488,962	(365,853)	525,000	(128,033)	21,600	(116.87%)
Veh & Equip Maintenance	28,508	19,938	14,753	33,644	34,366	2.14%
Facilities Maintenance	8,988	50,290	59,186	41,678	83,917	101.35%
Total Expenditures	3,088,723	2,170,956	3,088,756	2,936,213	3,105,685	5.46%
Water Proprietary Fund Net	(797,450)	637,240	(308,383)	(28,989)	0	

	Personnel Expenses	Operating Expenses	Capital Expenses	Other Expenses	Adopted Budget	% of Fund
EXPENDITURES						
Utility Administration	394,213	137,025	2,988	1,185,311	1,719,536	55.37%
Water Operations	712,487	483,880	49,900	0	1,246,267	40.13%
Veh & Equip Maintenance	24,366	10,000	0	0	34,366	1.11%
Facilities Maintenance	19,462	64,455	0	0	83,917	2.70%
Total Operating Expenditures	1,150,527	695,360	52,888	1,185,311	3,084,085	
Transfers Out	0	0	0	21,600	21,600	0.70%
	0	0	0	21,600	21,600	

City of Unalaska
FY2018 Water Budget Detail
Revenues
Adopted May 24, 2017

Water Proprietary	FY2014 Actual	FY2015 Actual	FY2016 Actual	FY2017 Budget	Adopted Budget	% Chg
Intergovernmental						
51015541 - 42355 PERS Nonemployer Contributions	0	0	43,261	0	25,461	0.00%
51015541 - 42359 Other State Revenue	83,013	248,055	0	25,461	0	(100.00%)
Total Intergovernmental	83,013	248,055	43,261	25,461	25,461	0.00%
Charges for Services						
51015542 - 44210 Unmetered Water Sales	141,266	148,462	157,776	158,393	158,393	0.00%
51015542 - 44220 Metered Water Consumption	2,043,134	2,395,499	2,703,994	2,373,486	2,373,486	0.00%
51015542 - 44260 System Development Chgs	0	0	0	3,109	3,109	0.00%
51015542 - 44270 Other Services	21,541	15,550	15,847	23,513	23,513	0.00%
51015542 - 44280 Late Fees	840	593	577	1,640	1,640	0.00%
Total Charges for Services	2,206,781	2,560,104	2,878,194	2,560,141	2,560,141	0.00%
Assessments						
51015544 - 46513 Special Assess Pen & Int	1,480	36	19	418	418	0.00%
Total Assessments	1,480	36	19	418	418	0.00%
Non-recurring Revenues						
51015549 - 49400 Gain-loss on Sale of Fixed Ass	0	0	(141,100)	0	0	0.00%
51015549 - 49910 Bdgtd Use of Unrest. Net Asset	0	0	0	321,204	519,665	61.79%
Total Non-recurring Revenues	0	0	(141,100)	321,204	519,665	61.79%
Water Fund Net	2,291,274	2,808,196	2,780,373	2,907,224	3,105,685	6.83%

City of Unalaska
FY2018 Water Budget Detail
Expenditures
Adopted May 24, 2017

Water Proprietary		FY2014 Actual	FY2015 Actual	FY2016 Actual	FY2017 Budget	Adopted Budget	% Chg
Utility Administration							
51024051 - 51100	Salaries and Wages	197,134	205,553	209,545	216,455	224,200	3.58%
51024051 - 51200	Temporary Employees	528	3,488	4,722	1,761	1,436	(18.46%)
51024051 - 51300	Overtime	1,392	2,529	1,044	532	615	15.60%
51024051 - 52100	Health Insurance Benefit	60,507	39,312	69,725	84,737	87,075	2.76%
51024051 - 52200	FICA & Medicare Emplr Match	15,103	16,014	16,407	16,553	17,268	4.32%
51024051 - 52300	PERS Employer Contribution	69,070	135,583	116,296	56,281	58,158	3.34%
51024051 - 52400	Unemployment Insurance	1,127	1,103	1,114	1,122	1,130	0.71%
51024051 - 52500	Workers Compensation	2,428	2,563	3,079	3,523	3,875	10.00%
51024051 - 52900	Other Employee Benefits	305	274	351	437	456	4.35%
Personnel Expenses		347,594	406,418	422,286	381,401	394,213	3.36%
51024052 - 53230	Legal Services	168	42	0	1,000	1,000	0.00%
51024052 - 53240	Engineering/Architectural Svs	3,444	3,266	1,770	1,100	1,100	0.00%
51024052 - 53260	Training Services	1,286	375	518	850	1,000	17.65%
51024052 - 53264	Education Reimbursement	0	0	0	0	2,500	0.00%
51024052 - 53300	Other Professional Svs	1,382	3,106	1,937	9,000	1,500	(83.33%)
51024052 - 53410	Software / Hardware Support	13,329	13,501	15,384	17,297	18,104	4.67%
51024052 - 54110	Water / Sewerage	446	567	580	417	500	20.01%
51024052 - 54210	Solid Waste	1,292	1,215	1,340	1,184	1,060	(10.45%)
51024052 - 54230	Custodial Services/Supplies	4,103	4,016	3,403	4,509	4,885	8.34%
51024052 - 54300	Repair/Maintenance Services	887	1,185	85	850	525	(38.24%)
51024052 - 54420	Equipment Rental	194	209	0	250	0	(100.00%)
51024052 - 55200	General Insurance	14,764	12,974	31,365	70,621	45,853	(35.07%)
51024052 - 55310	Telephone / Fax/TV	1,215	873	774	1,321	950	(28.08%)
51024052 - 55320	Network / Internet	3,198	5,830	7,348	7,200	9,200	27.78%
51024052 - 55901	Advertising	0	0	0	0	332	0.00%
51024052 - 55903	Travel and Related Costs	3,910	2,929	469	4,000	4,000	0.00%
51024052 - 55904	Banking / Credit Card Fees	5,730	4,643	5,231	4,087	4,087	0.01%
51024052 - 55905	Postal Services	2,089	3,740	3,475	4,095	4,100	0.12%
51024052 - 55906	Membership Dues	245	184	201	350	250	(28.57%)
51024052 - 55908	Employee Moving Costs	0	0	0	0	5,000	0.00%
51024052 - 56100	General Supplies	112	131	90	200	200	0.00%
51024052 - 56120	Office Supplies	2,308	2,370	1,707	1,986	1,200	(39.58%)
51024052 - 56150	Computer Hardware / Software	10,838	3,526	2,924	9,100	8,616	(5.32%)
51024052 - 56220	Electricity	13,489	13,388	12,848	9,518	9,600	0.86%
51024052 - 56240	Heating Oil	13,243	9,883	7,557	6,002	8,100	34.96%
51024052 - 56260	Gasoline for Vehicles	1,064	649	521	1,963	1,963	0.00%
51024052 - 56320	Business Meals	0	0	0	200	200	0.00%
51024052 - 56330	Food/Bev/Related Emp Apprctn	936	1,298	1,163	1,050	1,000	(4.76%)
51024052 - 56400	Books and Periodicals	807	120	122	600	200	(66.67%)
Operating Expenses		100,478	90,021	100,811	158,749	137,025	(13.68%)
51024053 - 57400	Machinery and Equipment	0	0	0	0	2,988	0.00%
Capital Outlay		0	0	0	0	2,988	0.00%
51024054 - 58100	Depreciation	902,277	893,616	774,555	1,102,408	1,109,040	0.60%
51024054 - 58500	Bad Debt Expense	475	0	60	0	0	0.00%
51024054 - 58910	Allocations IN-Debit	17,228	19,201	20,517	19,395	21,335	10.00%
51024054 - 59100	Interest Expense	5,521	1,021	321	300	54,936	18212.00%
Other Expenses		925,501	913,838	795,452	1,122,103	1,185,311	5.63%
Total Utility Administration		1,373,572	1,410,277	1,318,550	1,662,252	1,719,536	3.45%

Water Enterprise Fund: **Water Operations** (5100-043)
Responsible Manager/Title: Dan Winters, Public Utilities Director

Mission Statement

The Mission of the Department of Public Utilities is to provide electric, solid waste, wastewater and water services that, within regulatory guidelines, meet or exceed our customers' needs and expectations for safety, quality and quantity.

Functions and Responsibilities

- *Maintains and operates all components of the public water system, including reservoirs, wells, buildings, hydrants and pipelines.*
- *Performs sampling and testing for regulatory compliance and permitting requirements.*
- *Works with customers on health, water use and water quality related issues.*

Departmental Goals

- *To enhance the quality of life and promote economic development by ensuring that residents have a dependable source of clean, safe water.*
- *To operate the utility in a safe, cost effective and environmentally responsible manner.*
- *To provide excellent customer service with a helpful, knowledgeable staff.*

City of Unalaska
FY2018 Water Budget Detail
Expenditures
Adopted May 24, 2017

Water Proprietary		FY2014 Actual	FY2015 Actual	FY2016 Actual	FY2017 Budget	Adopted Budget	% Chg
Water Operations							
51024351 - 51100	Salaries and Wages	351,637	328,499	357,904	345,173	350,685	1.60%
51024351 - 51200	Temporary Employees	45,715	47,957	30,772	61,069	55,204	(9.60%)
51024351 - 51300	Overtime	22,139	16,382	22,828	32,624	32,624	0.00%
51024351 - 52100	Health Insurance Benefit	95,590	56,299	104,011	121,056	124,368	2.74%
51024351 - 52200	FICA & Medicare Emplr Match	32,032	30,022	31,375	33,478	33,553	0.22%
51024351 - 52300	PERS Employer Contribution	134,478	222,120	210,371	96,226	99,479	3.38%
51024351 - 52400	Unemployment Insurance	2,248	2,118	1,906	2,199	2,144	(2.50%)
51024351 - 52500	Workers Compensation	10,434	8,486	8,235	10,598	11,658	10.00%
51024351 - 52900	Other Employee Benefits	2,234	2,227	2,204	2,741	2,772	1.13%
	Personnel Expenses	696,507	714,110	769,605	705,164	712,487	1.04%
51024352 - 53240	Engineering/Architectural Svcs	44,468	14,228	188	1,000	6,000	500.00%
51024352 - 53260	Training Services	1,645	3,894	14,335	3,400	5,000	47.06%
51024352 - 53300	Other Professional Svcs	17,303	19,747	46,977	151,875	30,500	(79.92%)
51024352 - 53410	Software / Hardware Support	2,162	3,006	495	3,750	7,550	101.33%
51024352 - 53420	Sampling / Testing	29,239	25,908	32,861	33,160	34,760	4.83%
51024352 - 53430	Survey Services	0	0	25,950	0	0	0.00%
51024352 - 54210	Solid Waste	2,564	4,098	3,262	3,000	3,200	6.67%
51024352 - 54300	Repair/Maintenance Services	6,730	74	1,680	13,000	15,000	15.38%
51024352 - 54500	Construction Services	29,699	4,800	5,970	9,500	22,000	131.58%
51024352 - 55310	Telephone / Fax/TV	3,699	5,128	4,577	5,974	5,550	(7.10%)
51024352 - 55320	Network / Internet	880	480	0	1,000	1,000	0.00%
51024352 - 55330	Radio	0	0	0	400	8,600	2050.00%
51024352 - 55901	Advertising	750	0	0	1,000	300	(70.00%)
51024352 - 55903	Travel and Related Costs	0	8,554	3,855	7,510	6,070	(19.17%)
51024352 - 55906	Membership Dues	689	851	1,819	900	900	0.00%
51024352 - 55907	Permit Fees	200	636	795	550	550	0.00%
51024352 - 56100	General Supplies	216,008	136,242	76,004	156,623	125,100	(20.13%)
51024352 - 56110	Sand / Gravel / Rock	900	0	0	5,000	5,000	0.00%
51024352 - 56115	Chemicals	24,475	27,894	18,523	10,200	10,200	0.00%
51024352 - 56120	Office Supplies	2,349	128	19	600	600	0.00%
51024352 - 56150	Computer Hardware / Software	0	1,135	7,979	100	10,000	9900.00%
51024352 - 56220	Electricity	61,414	66,962	137,365	128,000	150,000	17.19%
51024352 - 56230	Propane	1,686	165	1,735	1,500	1,500	0.00%
51024352 - 56240	Heating Oil	9,748	10,311	12,466	24,625	26,600	8.02%
51024352 - 56260	Gasoline for Vehicles	8,076	6,507	4,306	6,200	6,500	4.84%
51024352 - 56270	Diesel for Equipment	1,040	631	252	1,200	1,000	(16.67%)
51024352 - 56320	Business Meals	0	0	250	0	0	0.00%
51024352 - 56400	Books and Periodicals	1,103	766	0	330	400	21.21%
	Operating Expenses	492,186	342,194	401,662	570,397	483,880	(15.17%)
51024353 - 57400	Machinery and Equipment	0	0	0	51,110	49,900	(2.37%)
	Capital Outlay	0	0	0	51,110	49,900	(2.37%)
	Total Water Operations	1,188,694	1,056,304	1,171,267	1,326,672	1,246,267	(6.06%)

City of Unalaska
FY2018 Water Budget Detail
Expenditures
Adopted May 24, 2017

Water Proprietary	FY2014 Actual	FY2015 Actual	FY2016 Actual	FY2017 Budget	Adopted Budget	% Chg
Transfers Out						
51029854 - 59940 Transfers To Enterpr Capt Proj	364,614	(365,853)	525,000	(128,033)	21,600	(116.87%)
Other Expenses	488,962	(365,853)	525,000	(128,033)	21,600	(116.87%)
Total Transfers Out	488,962	(365,853)	525,000	(128,033)	21,600	(116.87%)

City of Unalaska
FY2018 Water Budget Detail
Expenditures
Adopted May 24, 2017

Water Proprietary		FY2014 Actual	FY2015 Actual	FY2016 Actual	FY2017 Budget	Adopted Budget	% Chg
Veh & Equip Maintenance							
51022851 - 51100	Salaries and Wages	11,327	7,751	5,638	13,261	13,607	2.61%
51022851 - 51300	Overtime	0	0	133	112	120	7.14%
51022851 - 52100	Health Insurance Benefit	4,335	1,521	2,275	5,082	5,229	2.89%
51022851 - 52200	FICA & Medicare Emplr Match	886	593	441	1,024	1,065	4.00%
51022851 - 52300	PERS Employer Contribution	3,970	4,628	3,268	3,475	3,577	2.94%
51022851 - 52400	Unemployment Insurance	82	35	38	66	78	18.18%
51022851 - 52500	Workers Compensation	419	253	204	534	588	10.00%
51022851 - 52900	Other Employee Benefits	65	37	27	90	102	13.33%
	Personnel Expenses	21,335	14,819	12,024	23,644	24,366	3.05%
51022852 - 56100	General Supplies	0	0	95	0	0	0.00%
51022852 - 56130	Machinery / Vehicle Parts	7,173	5,119	2,634	10,000	10,000	0.00%
	Operating Expenses	7,173	5,119	2,729	10,000	10,000	0.00%
	Total Veh & Equip Maintenance	28,508	19,938	14,753	33,644	34,366	2.14%

City of Unalaska
FY2018 Water Budget Detail
Expenditures
Adopted May 24, 2017

Water Proprietary

	FY2014 Actual	FY2015 Actual	FY2016 Actual	FY2017 Budget	Adopted Budget	% Chg
Facilities Maintenance						
51022951 - 51100 Salaries and Wages	3,626	5,186	26,217	11,544	10,804	(6.41%)
51022951 - 51200 Temporary Employees	185	0	479	0	0	0.00%
51022951 - 51300 Overtime	0	0	312	128	33	(74.22%)
51022951 - 52100 Health Insurance Benefit	1,082	700	11,260	4,171	4,357	4.46%
51022951 - 52200 FICA & Medicare Emplr Match	292	397	2,066	890	842	(5.39%)
51022951 - 52300 PERS Employer Contribution	1,172	3,330	14,772	2,933	2,823	(3.75%)
51022951 - 52400 Unemployment Insurance	13	28	56	56	59	5.36%
51022951 - 52500 Workers Compensation	129	161	901	419	461	10.00%
51022951 - 52900 Other Employee Benefits	13	23	179	72	83	15.28%
Personnel Expenses	6,512	9,824	56,242	20,213	19,462	(3.72%)
51022952 - 54300 Repair/Maintenance Services	1,563	38,657	2,127	2,000	44,990	2149.50%
51022952 - 54500 Construction Services	0	0	0	1,000	1,000	0.00%
51022952 - 56100 General Supplies	2	202	219	1,000	1,000	0.00%
51022952 - 56140 Facility Maintenance Supplies	911	1,608	598	17,465	17,465	0.00%
Operating Expenses	2,475	40,466	2,944	21,465	64,455	200.28%
Total Facilities Maintenance	8,988	50,290	59,186	41,678	83,917	101.35%

City of Unalaska
FY2018 Wastewater Budget Summary
Adopted May 24, 2017

Wastewater Proprietary	FY2014 Actual	FY2015 Actual	FY2016 Actual	FY2017 Budget	Adopted budget	% Chg
REVENUES						
Intergovernmental	62,614	203,802	38,086	21,487	21,487	0.00%
Charges for Services	2,077,545	2,260,023	2,372,355	2,343,595	2,507,646	7.00%
Assessments	4,720	2,157	374	2,172	2,172	0.00%
Non-recurring Revenues	0	0	0	1,813,370	503,418	(72.24%)
Total Revenues	2,144,880	2,465,982	2,410,815	4,180,624	3,034,723	(37.76%)
EXPENDITURES						
Utility Administration	890,683	950,609	1,090,452	1,889,052	1,940,725	2.74%
Wastewater Operations	1,021,285	907,355	1,364,869	2,044,196	2,073,468	1.43%
Transfers Out	79,522	633	0	181,377	0	(100.00%)
Veh & Equip Maintenance	27,130	25,940	32,267	27,061	27,632	2.11%
Facilities Maintenance	21,896	24,836	29,969	40,918	65,054	58.99%
Total Expenditures	2,040,515	1,909,374	2,517,556	4,182,604	4,106,879	(1.84%)
Transfers In	0	0	0	0	1,072,156	0.00%
Wastewater Proprietary Fund Net	104,365	556,608	(106,741)	(1,980)	0	

	Personnel Expenses	Operating Expenses	Capital Expenses	Other Expenses	Adopted Budget	% of Fund
EXPENDITURES						
Utility Administration	329,966	131,830	2,988	1,475,941	1,940,725	47.26%
Wastewater Operations	993,718	1,079,750	0	0	2,073,468	50.49%
Veh & Equip Maintenance	19,157	8,475	0	0	27,632	0.67%
Facilities Maintenance	23,377	41,677	0	0	65,054	1.58%
Total Operating Expenditures	1,366,218	1,261,732	2,988	1,475,941	4,106,879	
Transfers Out	0	0	0	0	0	0.00%
	0	0	0	0	0	

City of Unalaska
FY2018 Wastewater Budget Detail
Revenues
Adopted May 24, 2017

Wastewater Proprietary	FY2014 Actual	FY2015 Actual	FY2016 Actual	FY2017 Budget	Adopted Budget	% Chg
Intergovernmental						
52016041 - 42355 PERS Nonemployer Contributions	0	0	38,086	0	21,487	0.00%
52016041 - 42359 Other State Revenue	62,614	203,802	0	21,487	0	(100.00%)
Total Intergovernmental	62,614	203,802	38,086	21,487	21,487	0.00%
Charges for Services						
52016042 - 44310 Unmetered Wastewater Sales	340,033	381,025	431,943	433,654	464,010	7.00%
52016042 - 44320 Metered Commercial Sales	1,636,472	1,778,681	1,825,364	1,815,874	1,942,985	7.00%
52016042 - 44330 Metered Industrial Sales	46,583	57,638	66,327	41,360	44,255	7.00%
52016042 - 44340 Vactor Services	40,062	38,657	36,783	44,081	47,167	7.00%
52016042 - 44370 Other Services	12,185	2,942	10,619	7,131	7,630	7.00%
52016042 - 44380 Late Fees	2,211	1,079	1,320	1,495	1,599	6.96%
Total Charges for Services	2,077,545	2,260,023	2,372,355	2,343,595	2,507,646	7.00%
Assessments						
52016044 - 46513 Special Assess Pen & Int	4,720	2,157	374	2,172	2,172	0.00%
Total Assessments	4,720	2,157	374	2,172	2,172	0.00%
Other Financing Sources						
52019848 - 49110 Transfers From Spec Rev Fnd	0	0	0	0	1,072,156	0.00%
Total Other Financing Sources	0	0	0	0	1,072,156	0.00%
Non-recurring Revenues						
52016049 - 49910 Bdgtd Use of Unrest. Net Asset	0	0	0	1,813,370	503,418	(72.24%)
Total Non-recurring Revenues	0	0	0	1,813,370	503,418	(72.24%)
Wastewater Fund Net	2,144,880	2,465,982	2,410,815	4,180,624	4,106,879	(1.76%)

City of Unalaska
FY2018 Wastewater Budget Detail
Expenditures
Adopted May 24, 2017

Wastewater Proprietary		FY2014 Actual	FY2015 Actual	FY2016 Actual	FY2017 Budget	Adopted Budget	% Chg
Utility Administration							
52024051 - 51100	Salaries and Wages	155,712	161,935	167,053	181,360	187,555	3.42%
52024051 - 51200	Temporary Employees	359	2,440	3,595	1,761	1,436	(18.46%)
52024051 - 51300	Overtime	1,094	1,599	748	406	342	(15.76%)
52024051 - 52100	Health Insurance Benefit	48,143	31,291	56,217	70,750	72,707	2.77%
52024051 - 52200	FICA & Medicare Emplr Match	11,960	12,595	13,062	13,844	14,422	4.18%
52024051 - 52300	PERS Employer Contribution	54,624	107,294	103,444	47,163	48,672	3.20%
52024051 - 52400	Unemployment Insurance	915	890	904	935	942	0.75%
52024051 - 52500	Workers Compensation	2,149	2,242	2,747	3,210	3,530	10.00%
52024051 - 52900	Other Employee Benefits	237	213	277	344	360	4.65%
Personnel Expenses		275,193	320,499	348,047	319,773	329,966	3.19%
52024052 - 53230	Legal Services	5,004	28,634	21,000	5,000	4,000	(20.00%)
52024052 - 53240	Engineering/Architectural Svs	2,583	2,450	1,327	3,500	1,200	(65.71%)
52024052 - 53260	Training Services	500	0	518	1,000	1,000	0.00%
52024052 - 53264	Education Reimbursement	0	0	0	0	10,656	0.00%
52024052 - 53300	Other Professional Svs	1,207	3,071	1,737	8,733	3,733	(57.25%)
52024052 - 53410	Software / Hardware Support	11,664	11,830	13,461	15,135	15,841	4.66%
52024052 - 54110	Water / Sewerage	223	284	571	417	417	0.09%
52024052 - 54210	Solid Waste	664	631	696	1,161	1,117	(3.83%)
52024052 - 54230	Custodial Services/Supplies	2,735	2,677	2,269	4,509	4,509	0.00%
52024052 - 54300	Repair/Maintenance Services	887	1,185	85	1,000	1,000	0.00%
52024052 - 54420	Equipment Rental	141	153	0	150	0	(100.00%)
52024052 - 55200	General Insurance	8,537	7,167	38,400	60,806	45,589	(25.03%)
52024052 - 55310	Telephone / Fax/TV	1,423	867	760	1,321	1,321	0.00%
52024052 - 55320	Network / Internet	2,798	5,102	6,429	6,300	8,050	27.78%
52024052 - 55903	Travel and Related Costs	23	0	469	2,500	2,500	0.00%
52024052 - 55904	Banking / Credit Card Fees	2,865	2,322	2,616	2,000	2,000	0.00%
52024052 - 55905	Postal Services	1,371	2,000	2,016	1,710	1,710	0.00%
52024052 - 56100	General Supplies	0	116	115	200	200	0.00%
52024052 - 56120	Office Supplies	2,132	2,235	1,588	2,186	2,186	0.00%
52024052 - 56150	Computer Hardware / Software	9,733	3,127	2,935	18,775	7,539	(59.85%)
52024052 - 56220	Electricity	6,744	6,694	6,424	9,518	6,300	(33.81%)
52024052 - 56240	Heating Oil	13,243	9,883	7,557	5,002	8,102	61.98%
52024052 - 56260	Gasoline for Vehicles	1,064	649	521	1,963	1,960	(0.15%)
52024052 - 56320	Business Meals	0	0	0	200	200	0.00%
52024052 - 56330	Food/Bev/Related Emp Apprctn	815	1,178	900	1,000	500	(50.00%)
52024052 - 56400	Books and Periodicals	922	120	122	500	200	(60.00%)
Operating Expenses		77,323	92,373	112,516	154,586	131,830	(14.72%)
52024053 - 57400	Machinery and Equipment	0	0	0	0	2,988	0.00%
Capital Outlay		0	0	0	0	2,988	0.00%
52024054 - 58100	Depreciation	516,981	516,985	562,580	1,360,568	1,339,168	(1.57%)
52024054 - 58500	Bad Debt Expense	730	0	162	0	0	0.00%
52024054 - 58910	Allocations IN-Debit	14,951	16,439	16,379	17,754	19,530	10.00%
52024054 - 59100	Interest Expense	5,505	4,313	50,767	36,371	117,243	222.35%
Other Expenses		538,167	537,738	629,888	1,414,693	1,475,941	4.33%
Total Utility Administration		890,683	950,609	1,090,452	1,889,052	1,940,725	2.74%

Wastewater Enterprise Fund: **Wastewater Operations** (5200-045)
Responsible Manager/Title: Dan Winters, Public Utilities Director

Mission Statement

The Mission of the Department of Public Utilities is to provide electric, solid waste, wastewater and water services that, within regulatory guidelines, meet or exceed our customers' needs and expectations for safety, quality and quantity.

Functions and Responsibilities

- *Maintains and operates all components of the public wastewater collection and treatment system, including lift stations, manholes, sewer lines and the wastewater treatment plant.*
- *Performs inspections, sampling and testing for regulatory compliance and permitting requirements.*
- *Responds to service calls to clear blockages, repair damaged services, vector septic tanks and portable toilets, and clean privately owned storm drain systems.*
- *Maintains a trained, certified staff.*

Departmental Goals

- *To enhance the quality of life and promote economic development by ensuring that wastewater is collected, treated and disposed of reliably and safely.*
- *To operate the utility in a cost effective and environmentally responsible manner.*
- *To provide excellent customer service with a helpful, knowledgeable staff.*

City of Unalaska
FY2018 Wastewater Budget Detail
Expenditures
Adopted May 24, 2017

Wastewater Proprietary	FY2014 Actual	FY2015 Actual	FY2016 Actual	FY2017 Budget	Adopted Budget	% Chg
Wastewater Operations						
52024551 - 51100 Salaries and Wages	277,234	282,853	351,663	495,538	514,192	3.76%
52024551 - 51200 Temporary Employees	28,215	20,511	31,644	54,122	55,204	2.00%
52024551 - 51300 Overtime	4,390	4,130	15,466	35,000	35,000	0.00%
52024551 - 52100 Health Insurance Benefit	71,406	43,361	102,802	181,584	186,552	2.74%
52024551 - 52200 FICA & Medicare Emplr Match	23,693	23,514	30,486	44,725	46,244	3.40%
52024551 - 52300 PERS Employer Contribution	96,038	180,435	221,539	131,777	135,351	2.71%
52024551 - 52400 Unemployment Insurance	1,459	1,556	1,989	2,924	2,940	0.55%
52024551 - 52500 Workers Compensation	7,637	6,159	8,084	13,559	14,915	10.00%
52024551 - 52900 Other Employee Benefits	1,643	1,672	2,040	3,281	3,320	1.19%
Personnel Expenses	511,715	564,191	765,713	962,510	993,718	3.24%
52024552 - 53240 Engineering/Architectural Svs	180,840	0	0	12,000	12,000	0.00%
52024552 - 53260 Training Services	2,095	536	882	5,100	1,500	(70.59%)
52024552 - 53300 Other Professional Svs	2,459	2,223	6,940	106,200	108,100	1.79%
52024552 - 53410 Software / Hardware Support	1,080	733	0	11,250	6,000	(46.67%)
52024552 - 53420 Sampling / Testing	12,139	10,650	45,073	29,337	14,400	(50.91%)
52024552 - 54110 Water / Sewerage	867	1,203	4,205	3,200	11,000	243.75%
52024552 - 54210 Solid Waste	11,459	14,243	91,517	137,000	135,350	(1.20%)
52024552 - 54300 Repair/Maintenance Services	771	0	1,306	5,000	5,000	0.00%
52024552 - 54420 Equipment Rental	0	0	0	1,000	1,000	0.00%
52024552 - 54500 Construction Services	0	9,000	2,500	5,000	6,500	30.00%
52024552 - 55310 Telephone / Fax/TV	4,658	4,668	5,174	9,015	9,000	(0.17%)
52024552 - 55330 Radio	0	0	0	200	3,000	1400.00%
52024552 - 55901 Advertising	249	0	0	500	250	(50.00%)
52024552 - 55903 Travel and Related Costs	0	2,404	1,533	7,200	7,200	0.00%
52024552 - 55905 Postal Services	0	0	0	200	50	(75.00%)
52024552 - 55906 Membership Dues	363	0	773	350	500	42.86%
52024552 - 55907 Permit Fees	1,680	1,680	1,680	1,800	2,600	44.44%
52024552 - 56100 General Supplies	70,341	49,169	56,414	108,484	108,725	0.22%
52024552 - 56108 Lab Supplies	0	0	0	0	14,200	0.00%
52024552 - 56115 Chemicals	1,809	43,387	184,183	355,400	350,700	(1.32%)
52024552 - 56120 Office Supplies	331	0	121	450	650	44.44%
52024552 - 56150 Computer Hardware / Software	573	1,017	3,150	650	1,000	53.85%
52024552 - 56220 Electricity	146,086	150,456	124,536	154,000	154,000	0.00%
52024552 - 56230 Propane	3,558	2,252	447	7,500	7,500	0.00%
52024552 - 56240 Heating Oil	63,814	45,172	66,566	112,650	112,650	0.00%
52024552 - 56260 Gasoline for Vehicles	2,827	2,214	1,559	5,400	4,575	(15.28%)
52024552 - 56270 Diesel for Equipment	1,571	1,745	527	2,500	2,000	(20.00%)
52024552 - 56330 Food/Bev/Related Emp Apprctn	0	50	0	300	300	0.00%
52024552 - 56400 Books and Periodicals	0	363	68	0	0	0.00%
Operating Expenses	509,570	343,164	599,156	1,081,686	1,079,750	(0.18%)
Total Wastewater Operations	1,021,285	907,355	1,364,869	2,044,196	2,073,468	1.43%

City of Unalaska
FY2018 Wastewater Budget Detail
Expenditures
Adopted May 24, 2017

Wastewater Proprietary	FY2014 Actual	FY2015 Actual	FY2016 Actual	FY2017 Budget	Adopted Budget	% Chg
Transfers Out						
52029854 - 59940 Transfers To Enterpr Capt Proj	(44,252)	633	0	181,377	0	(100.00%)
Other Expenses	79,522	633	0	181,377	0	(100.00%)
Total Transfers Out	<u>79,522</u>	<u>633</u>	<u>0</u>	<u>181,377</u>	<u>0</u>	<u>(100.00%)</u>

City of Unalaska
FY2018 Wastewater Budget Detail
Expenditures
Adopted May 24, 2017

Wastewater Proprietary	FY2014 Actual	FY2015 Actual	FY2016 Actual	FY2017 Budget	Adopted Budget	% Chg
Veh & Equip Maintenance						
52022851 - 51100 Salaries and Wages	12,247	10,194	11,037	10,421	10,694	2.62%
52022851 - 51300 Overtime	0	0	0	88	96	9.09%
52022851 - 52100 Health Insurance Benefit	3,243	1,177	4,561	3,995	4,110	2.88%
52022851 - 52200 FICA & Medicare Emplr Match	937	780	844	803	837	4.23%
52022851 - 52300 PERS Employer Contribution	4,342	6,428	6,966	2,733	2,814	2.96%
52022851 - 52400 Unemployment Insurance	61	50	52	54	60	11.11%
52022851 - 52500 Workers Compensation	462	321	404	420	462	10.00%
52022851 - 52900 Other Employee Benefits	69	58	68	72	84	16.67%
Personnel Expenses	21,360	19,008	23,932	18,586	19,157	3.07%
52022852 - 53300 Other Professional	0	0	582	0	0	0.00%
52022852 - 54300 Repair/Maintenance Services	0	0	0	300	300	0.00%
52022852 - 56100 General Supplies	0	0	0	675	675	0.00%
52022852 - 56130 Machinery / Vehicle Parts	5,770	6,932	7,753	7,500	7,500	0.00%
Operating Expenses	5,770	6,932	8,334	8,475	8,475	0.00%
Total Veh & Equip Maintenance	27,130	25,940	32,267	27,061	27,632	2.11%

City of Unalaska
FY2018 Wastewater Budget Detail
Expenditures
Adopted May 24, 2017

Wastewater Proprietary		FY2014 Actual	FY2015 Actual	FY2016 Actual	FY2017 Budget	Adopted Budget	% Chg
Facilities Maintenance							
52022951 - 51100	Salaries and Wages	9,657	10,323	10,568	12,605	11,790	(6.47%)
52022951 - 51200	Temporary Employees	193	37	19	0	0	0.00%
52022951 - 51300	Overtime	152	279	232	5,000	1,188	(76.24%)
52022951 - 52100	Health Insurance Benefit	2,174	1,997	4,171	6,341	5,205	(17.92%)
52022951 - 52200	FICA & Medicare Emplr Match	765	814	828	1,349	1,001	(25.80%)
52022951 - 52300	PERS Employer Contribution	3,375	6,942	6,409	4,471	3,385	(24.29%)
52022951 - 52400	Unemployment Insurance	54	53	44	79	71	(10.13%)
52022951 - 52500	Workers Compensation	345	359	339	581	639	10.00%
52022951 - 52900	Other Employee Benefits	51	55	51	115	98	(14.78%)
Personnel Expenses		16,767	20,859	22,660	30,541	23,377	(23.46%)
52022952 - 54300	Repair/Maintenance Services	1,415	1,563	1,023	1,700	33,000	1841.18%
52022952 - 54500	Construction Services	0	0	0	1,377	1,377	0.00%
52022952 - 56100	General Supplies	2	180	2,956	2,500	2,500	0.00%
52022952 - 56140	Facility Maintenance Supplies	3,492	2,235	3,330	4,800	4,800	0.00%
Operating Expenses		5,129	3,978	7,309	10,377	41,677	301.63%
Total Facilities Maintenance		21,896	24,836	29,969	40,918	65,054	58.99%

City of Unalaska
FY2018 Solid Waste Budget Summary
Adopted May 24, 2017

Solid Waste Proprietary	FY2014 Actual	FY2015 Actual	FY2016 Actual	FY2017 Budget	Adopted budget	% Chg
REVENUES						
Intergovernmental	110,911	241,490	38,578	24,592	24,592	0.00%
Charges for Services	1,779,812	2,196,545	2,654,240	2,432,000	2,541,442	4.50%
Non-recurring Revenues	0	0	0	593,776	1,706,067	187.33%
Total Revenues	1,890,722	2,438,035	2,692,818	3,050,368	4,272,101	28.60%
EXPENDITURES						
Utility Administration	825,084	1,030,454	1,324,283	1,458,468	1,590,777	9.07%
Solid Waste Operations	1,295,311	1,706,868	1,171,917	1,372,799	1,624,896	18.36%
Transfers Out	0	1,453,138	127,383	0	1,030,000	0.00%
Veh & Equip Maintenance	71,519	75,711	63,733	131,158	133,333	1.66%
Facilities Maintenance	46,258	56,686	70,682	110,967	77,798	(29.89%)
Total Expenditures	2,238,173	4,322,856	2,757,998	3,073,392	4,456,804	31.04%
Transfers In	0	0	0	0	184,704	0.00%
Solid Waste Proprietary Fund Net	(347,450)	(1,884,821)	(65,180)	(23,024)	0	

	Personnel Expenses	Operating Expenses	Capital Expenses	Other Expenses	Adopted Budget	% of Fund
EXPENDITURES						
Utility Administration	263,701	95,120	2,988	1,228,968	1,590,777	35.69%
Solid Waste Operations	689,832	678,700	256,364	0	1,624,896	36.46%
Veh & Equip Maintenance	77,333	56,000	0	0	133,333	2.99%
Facilities Maintenance	65,222	12,576	0	0	77,798	1.75%
Total Operating Expenditures	1,096,088	842,396	259,352	1,228,968	3,426,804	
Transfers Out	0	0	0	1,030,000	1,030,000	23.11%
	0	0	0	1,030,000	1,030,000	

City of Unalaska
FY2018 Solid Waste Budget Detail
Revenues
Adopted May 24, 2017

Solid Waste Proprietary	FY2014 Actual	FY2015 Actual	FY2016 Actual	FY2017 Budget	Adopted Budget	% Chg
Intergovernmental						
53016541 - 42353 Motor Vehicle Tax - Landfill	37,200	0	0	0	0	0.00%
53016541 - 42355 PERS Nonemployer Contributions	0	0	38,578	0	24,592	0.00%
53016541 - 42359 Other State Revenue	73,711	241,490	0	24,592	0	(100.00%)
Total Intergovernmental	110,911	241,490	38,578	24,592	24,592	0.00%
Charges for Services						
53016542 - 44410 Tipping Fees	1,296,739	1,609,817	1,988,103	1,881,569	1,966,240	4.50%
53016542 - 44421 Motor Vehicle Tax - Landfill	28,900	72,900	64,000	50,000	52,251	4.50%
53016542 - 44470 Other Fees	226,451	260,160	318,192	247,660	258,805	4.50%
53016542 - 44480 Late Fees	1,386	822	2,828	2,071	2,164	4.49%
53016542 - 44490 Landfill Maintenance Fees	226,336	252,847	281,118	250,700	261,982	4.50%
Total Charges for Services	1,779,812	2,196,545	2,654,240	2,432,000	2,541,442	4.50%
53019848 - 49110 Transfers From Spec Rev Fnd	0	0	0	0	184,704	0.00%
Total Other Financing Sources	0	0	0	0	184,704	0.00%
Non-recurring Revenues						
53016549 - 49910 Bdgtd Use of Unrest. Net Asset	0	0	0	593,776	706,067	18.91%
53016549 - 49911 Bdgtd Use of Restrict Net Asset	0	0	0	0	1,000,000	0.00%
Total Non-recurring Revenues	0	0	0	593,776	1,706,067	187.33%
Solid Waste Fund Net	1,890,722	2,438,035	2,692,818	3,050,368	4,456,805	46.11%

City of Unalaska
FY2018 Solid Waste Budget Detail
Expenditures
Adopted May 24, 2017

Solid Waste Proprietary		FY2014 Actual	FY2015 Actual	FY2016 Actual	FY2017 Budget	Adopted Budget	% Chg
Utility Administration							
53024051 - 51100	Salaries and Wages	128,020	132,666	136,999	146,926	152,075	3.50%
53024051 - 51200	Temporary Employees	179	1,546	2,361	1,458	1,436	(1.51%)
53024051 - 51300	Overtime	984	1,543	653	350	287	(18.00%)
53024051 - 52100	Health Insurance Benefit	37,162	23,959	42,885	53,383	54,860	2.77%
53024051 - 52200	FICA & Medicare Emplr Match	9,820	10,284	10,661	11,183	11,707	4.69%
53024051 - 52300	PERS Employer Contribution	44,706	88,287	63,937	38,183	39,412	3.22%
53024051 - 52400	Unemployment Insurance	695	670	682	703	712	1.28%
53024051 - 52500	Workers Compensation	1,837	1,952	2,356	2,724	2,996	10.00%
53024051 - 52900	Other Employee Benefits	145	134	168	203	216	6.40%
Personnel Expenses		223,549	261,041	260,703	255,113	263,701	3.37%
53024052 - 53230	Legal Services	0	3,119	248	1,000	1,000	0.00%
53024052 - 53240	Engineering/Architectural Svcs	2,583	2,450	1,327	2,500	1,300	(48.00%)
53024052 - 53260	Training Services	500	975	518	1,000	1,000	0.00%
53024052 - 53300	Other Professional Svcs	523	2,930	1,737	7,957	5,000	(37.16%)
53024052 - 53410	Software / Hardware Support	4,999	5,147	5,769	7,636	6,789	(11.09%)
53024052 - 54110	Water / Sewerage	223	283	290	417	417	0.09%
53024052 - 54210	Solid Waste	629	583	644	1,138	1,116	(1.97%)
53024052 - 54230	Custodial Services/Supplies	1,368	1,339	1,134	4,509	4,509	0.00%
53024052 - 54300	Repair/Maintenance Services	887	1,185	85	500	500	0.00%
53024052 - 54420	Equipment Rental	123	133	0	110	0	(100.00%)
53024052 - 55200	General Insurance	12,409	32,226	17,157	26,307	31,458	19.58%
53024052 - 55310	Telephone / Fax/TV	1,212	867	747	1,321	1,321	0.00%
53024052 - 55320	Network / Internet	1,199	2,186	2,755	2,700	3,450	27.78%
53024052 - 55903	Travel and Related Costs	11	2,011	467	5,000	5,000	0.00%
53024052 - 55904	Banking / Credit Card Fees	2,456	1,990	2,242	1,800	1,800	0.00%
53024052 - 55905	Postal Services	1,224	3,100	2,801	2,565	2,565	0.00%
53024052 - 55906	Membership Dues	400	250	200	0	0	0.00%
53024052 - 55908	Employee Moving Costs	0	0	0	0	5,000	0.00%
53024052 - 56100	General Supplies	101	146	90	200	200	0.00%
53024052 - 56120	Office Supplies	2,233	2,104	1,790	2,186	1,200	(45.11%)
53024052 - 56150	Computer Hardware / Software	5,310	1,533	2,181	12,150	3,231	(73.41%)
53024052 - 56220	Electricity	6,744	6,694	6,424	9,518	7,000	(26.46%)
53024052 - 56240	Heating Oil	13,243	9,883	9,004	8,102	8,102	0.00%
53024052 - 56260	Gasoline for Vehicles	1,064	649	521	1,962	1,962	0.00%
53024052 - 56320	Business Meals	0	0	0	0	200	0.00%
53024052 - 56330	Food/Bev/Related Emp Apprctn	1,113	1,576	1,112	750	1,000	33.33%
53024052 - 56400	Books and Periodicals	692	120	122	450	0	(100.00%)
Operating Expenses		61,505	83,479	59,364	101,778	95,120	(6.54%)
53024053 - 57400	Machinery and Equipment	0	1,090	0	0	2,988	0.00%
Capital Outlay		0	1,090	0	0	2,988	0.00%
53024054 - 58100	Depreciation	386,907	410,814	674,167	885,081	873,965	(1.26%)
53024054 - 58200	Landfill Closure/Post Closure	140,240	259,732	272,290	198,072	262,000	32.28%
53024054 - 58500	Bad Debt Expense	285	0	12	0	0	0.00%
53024054 - 58910	Allocations IN-Debit	12,598	14,297	13,822	18,424	20,267	10.00%
53024054 - 59100	Interest Expense	0	0	43,925	0	72,736	0.00%
Other Expenses		540,030	684,843	1,004,216	1,101,577	1,228,968	11.56%
Total Utility Administration		825,084	1,030,454	1,324,283	1,458,468	1,590,777	9.07%

Solid Waste Enterprise Fund: **Solid Waste Operations** (5300-047)
Responsible Manager/Title: Dan Winters, Public Utilities Director

Mission Statement

The Mission of the Department of Public Utilities is to provide electric, solid waste, wastewater and water services that, within regulatory guidelines, meet or exceed our customers' needs and expectations for safety, quality and quantity.

Functions and Responsibilities

- *Operates and maintains the landfill and baler facility, including repairing the roads, drainage and fences.*
- *Conducts sampling and testing for regulatory compliance and permitting requirements*
- *Weighs vehicles, sorts and bales solid waste, stacks bales in cells and covers them daily, and arranges shipment for items to be sent off-island.*

Departmental Goals

- *To enhance the quality of life and promote economic development by ensuring that solid waste is handled and disposed of reliably and safely.*
- *To operate the utility in a cost effective and environmentally responsible manner.*
- *To maintain regulatory requirements.*

City of Unalaska
FY2018 Solid Waste Budget Detail
Expenditures
Adopted May 24, 2017

Solid Waste Proprietary	FY2014 Actual	FY2015 Actual	FY2016 Actual	FY2017 Budget	Adopted Budget	% Chg
Solid Waste Operations						
53024751 - 51100 Salaries and Wages	319,762	310,015	322,329	320,317	326,080	1.80%
53024751 - 51200 Temporary Employees	47,388	40,247	42,215	37,291	26,822	(28.07%)
53024751 - 51300 Overtime	35,242	37,149	39,784	53,000	58,000	9.43%
53024751 - 52100 Health Insurance Benefit	92,053	58,624	98,958	121,056	124,368	2.74%
53024751 - 52200 FICA & Medicare Emplr Match	30,790	29,626	30,916	31,822	31,437	(1.21%)
53024751 - 52300 PERS Employer Contribution	124,837	234,453	170,699	96,278	99,092	2.92%
53024751 - 52400 Unemployment Insurance	2,183	1,932	2,026	2,181	1,861	(14.67%)
53024751 - 52500 Workers Compensation	18,207	16,904	16,353	20,165	19,519	(3.20%)
53024751 - 52900 Other Employee Benefits	2,306	2,109	2,142	2,587	2,653	2.55%
Personnel Expenses	672,766	731,058	725,421	684,697	689,832	0.75%
53024752 - 53240 Engineering/Architectural Svs	0	3,415	156	2,000	10,000	400.00%
53024752 - 53260 Training Services	2,960	2,630	369	3,000	4,000	33.33%
53024752 - 53300 Other Professional Svs	32,251	17,603	44,372	115,083	46,500	(59.59%)
53024752 - 53410 Software / Hardware Support	1,525	1,058	1,058	1,200	1,500	25.00%
53024752 - 53420 Sampling / Testing	32,214	36,317	44,062	49,830	48,000	(3.67%)
53024752 - 53490 Other Technical Services	21,461	30,367	0	0	36,500	0.00%
53024752 - 54110 Water / Sewerage	185,666	199,341	82,727	129,000	115,000	(10.85%)
53024752 - 54210 Solid Waste	50,421	422,025	29,728	65,000	65,000	0.00%
53024752 - 54300 Repair/Maintenance Services	5,596	2,658	7,546	11,000	11,000	0.00%
53024752 - 55310 Telephone / Fax/TV	3,166	3,944	4,061	4,911	4,600	(6.33%)
53024752 - 55330 Radio	0	0	0	1,300	17,750	1265.38%
53024752 - 55901 Advertising	0	0	0	500	500	0.00%
53024752 - 55903 Travel and Related Costs	1,639	4,413	0	12,000	8,000	(33.33%)
53024752 - 55906 Membership Dues	559	775	648	1,000	1,000	0.00%
53024752 - 55907 Permit Fees	6,625	6,625	6,437	7,500	7,500	0.00%
53024752 - 56100 General Supplies	73,942	67,500	73,783	70,079	72,250	3.10%
53024752 - 56110 Sand / Gravel / Rock	49,228	48,778	49,995	50,000	50,000	0.00%
53024752 - 56115 Chemicals	0	0	0	100	0	(100.00%)
53024752 - 56120 Office Supplies	772	214	1,106	300	400	33.33%
53024752 - 56150 Computer Hardware / Software	1,564	1,538	2,100	2,900	3,000	3.45%
53024752 - 56220 Electricity	72,002	66,231	60,421	85,000	90,000	5.88%
53024752 - 56230 Propane	2,161	1,621	876	2,500	4,000	60.00%
53024752 - 56240 Heating Oil	58,802	45,526	27,258	60,700	69,000	13.67%
53024752 - 56260 Gasoline for Vehicles	584	528	493	800	800	0.00%
53024752 - 56270 Diesel for Equipment	18,246	12,529	9,049	12,000	12,000	0.00%
53024752 - 56330 Food/Bev/Related Emp Apprctn	89	173	251	300	300	0.00%
53024752 - 56400 Books and Periodicals	0	0	0	100	100	0.00%
Operating Expenses	622,545	975,809	446,495	688,102	678,700	(1.37%)
53024753 - 57400 Machinery and Equipment	0	0	0	0	256,364	0.00%
Capital Outlay	0	0	0	0	256,364	0.00%
Total Solid Waste Operations	1,295,311	1,706,868	1,171,917	1,372,799	1,624,896	18.36%

City of Unalaska
FY2018 Solid Waste Budget Detail
Expenditures
Adopted May 24, 2017

Solid Waste Proprietary	FY2014 Actual	FY2015 Actual	FY2016 Actual	FY2017 Budget	Adopted Budget	% Chg
Transfers Out						
53029854 - 59940 Transfers To Prop Capt Proj	0	51,983	127,383	0	1,030,000	0.00%
Other Expenses	0	1,453,138	127,383	0	1,030,000	0.00%
Total Transfers Out	0	1,453,138	127,383	0	1,030,000	0.00%

City of Unalaska
FY2018 Solid Waste Budget Detail
Expenditures
Adopted May 24, 2017

Solid Waste Proprietary		FY2014 Actual	FY2015 Actual	FY2016 Actual	FY2017 Budget	Adopted Budget	% Chg
Veh & Equip Maintenance							
53022851 - 51100	Salaries and Wages	23,829	20,608	20,570	42,152	43,253	2.61%
53022851 - 51200	Temporary Employees	0	518	71	0	0	0.00%
53022851 - 51300	Overtime	1,301	2,366	553	353	378	7.08%
53022851 - 52100	Health Insurance Benefit	8,521	3,771	7,923	16,158	16,611	2.80%
53022851 - 52200	FICA & Medicare Emplr Match	1,923	1,797	1,621	3,250	3,344	2.89%
53022851 - 52300	PERS Employer Contribution	8,646	13,581	9,977	11,050	11,352	2.73%
53022851 - 52400	Unemployment Insurance	99	95	103	210	222	5.71%
53022851 - 52500	Workers Compensation	949	832	759	1,698	1,867	10.00%
53022851 - 52900	Other Employee Benefits	116	108	111	287	306	6.62%
	Personnel Expenses	45,383	43,676	41,689	75,158	77,333	2.89%
53022852 - 54300	Repair/Maintenance Services	660	0	0	2,500	2,500	0.00%
53022852 - 56100	General Supplies	3,868	0	726	2,000	2,000	0.00%
53022852 - 56130	Machinery / Vehicle Parts	21,608	32,034	21,318	51,500	51,500	0.00%
	Operating Expenses	26,136	32,034	22,044	56,000	56,000	0.00%
	Total Veh & Equip Maintenance	71,519	75,711	63,733	131,158	133,333	1.66%

City of Unalaska
FY2018 Solid Waste Budget Detail
Expenditures
Adopted May 24, 2017

Solid Waste Proprietary		FY2014 Actual	FY2015 Actual	FY2016 Actual	FY2017 Budget	Adopted Budget	% Chg
Facilities Maintenance							
53022951 - 51100	Salaries and Wages	21,079	25,752	33,157	38,731	36,214	(6.50%)
53022951 - 51200	Temporary Employees	1,316	143	169	0	0	0.00%
53022951 - 51300	Overtime	152	181	467	544	129	(76.29%)
53022951 - 52100	Health Insurance Benefit	5,937	2,854	8,209	14,032	14,618	4.18%
53022951 - 52200	FICA & Medicare Emplr Match	1,725	1,995	2,585	3,002	2,789	(7.10%)
53022951 - 52300	PERS Employer Contribution	7,117	16,812	15,129	9,873	9,465	(4.13%)
53022951 - 52400	Unemployment Insurance	113	137	159	183	194	6.01%
53022951 - 52500	Workers Compensation	796	876	1,060	1,408	1,549	10.00%
53022951 - 52900	Other Employee Benefits	101	122	162	248	264	6.45%
Personnel Expenses		38,336	48,872	61,097	68,021	65,222	(4.12%)
53022952 - 54300	Repair/Maintenance Services	2,182	2,847	2,328	35,370	5,000	(85.86%)
53022952 - 54500	Construction Services	0	0	0	1,576	1,576	0.00%
53022952 - 56100	General Supplies	218	470	2,274	500	500	0.00%
53022952 - 56140	Facility Maintenance Supplies	5,302	4,496	4,983	5,500	5,500	0.00%
Operating Expenses		7,922	7,813	9,585	42,946	12,576	(70.72%)
Total Facilities Maintenance		46,258	56,686	70,682	110,967	77,798	(29.89%)

City of Unalaska
FY2018 Ports & Harbors Budget Summary
Adopted May 24, 2017

Ports & Harbors Proprietary	FY2014 Actual	FY2015 Actual	FY2016 Actual	FY2017 Budget	Adopted budget	% Chg
REVENUES						
Intergovernmental	544,785	818,154	485,524	464,476	413,448	(10.99%)
Charges for Services	6,426,532	6,538,079	6,633,685	6,940,452	7,085,790	2.09%
Investment Income	3	3	0	0	0	0.00%
Non-recurring Revenues	0	0	0	4,417,409	10,012,194	126.65%
Total Revenues	6,971,319	7,356,235	7,119,209	11,822,337	17,511,432	32.49%
EXPENDITURES						
Harbor Office	4,080,573	3,900,820	4,348,463	4,762,963	4,856,701	1.97%
Unalaska Marine Center	953,237	906,514	935,464	988,804	1,060,405	7.24%
Spit & Light Cargo Docks	443,435	449,683	463,211	592,657	522,667	(11.81%)
Ports Security	65,541	19,609	18,061	78,475	79,518	1.33%
CEM Small Boat Harbor	646,476	726,314	618,330	715,112	686,904	(3.94%)
Bobby Storrs Small Boat Harbor	140,891	166,549	124,074	174,126	168,888	(3.01%)
Transfers Out	3,159,080	2,906,314	1,722,158	4,761,500	10,000,000	110.02%
Veh & Equip Maintenance	50,646	54,933	72,242	57,471	58,517	1.82%
Facilities Maintenance	26,764	31,672	43,005	45,894	77,833	69.59%
Total Expenditures	9,566,644	9,162,409	8,345,008	12,177,002	17,511,432	30.46%
Transfers In	34,400	0	0	0	0	0.00%
Ports & Harbors Proprietary Fund Net	(2,560,924)	(1,806,174)	(1,225,799)	(354,665)	0	

	Personnel Expenses	Operating Expenses	Capital Expenses	Other Expenses	Adopted Budget	% of Fund
EXPENDITURES						
Harbor Office	952,223	193,603	40,500	3,670,375	4,856,701	27.73%
Unalaska Marine Center	425,649	634,756	0	0	1,060,405	6.06%
Spit & Light Cargo Docks	126,193	396,474	0	0	522,667	2.98%
Ports Security	74,518	5,000	0	0	79,518	0.45%
CEM Small Boat Harbor	226,957	459,947	0	0	686,904	3.92%
Bobby Storrs Small Boat Harbor	94,646	74,242	0	0	168,888	0.96%
Veh & Equip Maintenance	36,517	22,000	0	0	58,517	0.33%
Facilities Maintenance	26,418	51,415	0	0	77,833	0.44%
Total Operating Expenditures	1,963,120	1,837,437	40,500	3,670,375	7,511,432	
Transfers Out	0	0	0	10,000,000	10,000,000	57.11%
	0	0	0	10,000,000	10,000,000	

City of Unalaska
FY2018 Ports & Harbors Budget Detail
Revenues
Adopted May 24, 2017

Ports & Harbors Proprietary	FY2014 Actual	FY2015 Actual	FY2016 Actual	FY2017 Budget	Adopted Budget	% Chg
Intergovernmental						
54017041 - 42152 Debt Reimbursements Grants	367,444	366,745	365,896	365,894	369,494	0.98%
54017041 - 42195 Misc. Fed Operating Grants	54,544	54,959	55,077	54,988	0	(100.00%)
54017041 - 42355 PERS Nonemployer Contributions	0	0	64,551	0	43,954	0.00%
54017041 - 42359 Other State Revenue	122,798	396,450	0	43,594	0	(100.00%)
Total Intergovernmental	544,785	818,154	485,524	464,476	413,448	(10.99%)
Charges for Services						
54017042 - 44511 UMC Docking / Moorage	1,344,352	1,229,609	1,262,777	1,320,000	1,340,000	1.52%
54017042 - 44512 UMC Wharfage	2,548,593	2,751,349	2,885,986	3,050,000	3,095,000	1.48%
54017042 - 44513 UMC Rental Fees	591,003	595,029	587,394	610,000	600,000	(1.64%)
54017042 - 44514 UMC Utilities	372,134	315,784	357,078	340,000	360,000	5.88%
54017042 - 44521 Spit Docking / Moorage	424,123	418,238	464,091	410,000	418,000	1.95%
54017042 - 44524 Spit Utilities	120,124	103,028	94,644	104,658	100,000	(4.45%)
54017042 - 44531 SBH Docking / Moorage	72,841	70,678	59,686	74,000	85,000	14.86%
54017042 - 44534 SBH Utilities	21,285	16,040	13,197	17,494	13,090	(25.17%)
54017042 - 44541 Cargo Docking / Moorage	60,216	96,977	104,897	120,000	120,000	0.00%
54017042 - 44542 Cargo Wharfage	31,314	56,334	71,190	73,000	75,000	2.74%
54017042 - 44543 Cargo Rental Fees	0	0	0	0	5,000	0.00%
54017042 - 44544 Cargo Utilities	12,857	6,801	5,854	8,300	1,700	(79.52%)
54017042 - 44551 CEM Docking/Moorage	441,863	515,544	474,910	510,000	540,000	5.88%
54017042 - 44554 CEM Utilities	302,241	311,923	226,138	230,000	260,000	13.04%
54017042 - 44555 CEM Others Services	150	19	0	500	500	0.00%
54017042 - 44560 Security Fees	28,522	29,015	9,694	50,000	50,000	0.00%
54017042 - 44580 Late Fees	4,584	3,522	2,928	2,500	2,500	0.00%
54017042 - 44599 Other Revenue	50,329	18,188	13,223	20,000	20,000	0.00%
Total Charges for Services	6,426,532	6,538,079	6,633,685	6,940,452	7,085,790	2.09%
Investment Income						
54017043 - 47110 Interest Revenue	3	3	0	0	0	0.00%
Total Investment Income	3	3	0	0	0	0.00%
Other Financing Sources						
54019848 - 49100 Transfers From General Fund	34,400	0	0	0	0	0.00%
Total Other Financing Sources	34,400	0	0	0	0	0.00%
Non-recurring Revenues						
54017049 - 49910 Bdgtd Use of Unrest. Net Asset	0	0	0	4,417,409	10,012,194	126.65%
Total Non-recurring Revenues	0	0	0	4,417,409	10,012,194	126.65%
Ports & Harbors Fund Net	7,005,719	7,356,235	7,119,209	11,822,337	17,511,432	48.12%

General Fund: **Dock Operations, Harbors, and Ports Security** (5400-054)

Responsible Manager/Title: Peggy McLaughlin, Port Director

Mission Statement

To promote the growth and health of the community through planning, development, and management of marine related municipal properties and facilities to provide moorage and other marine services on a self-supporting basis.

Departmental Goals

- *To manage and maintain city port facilities at a high standard and provide for a safe environment for users.*
- *To provide accurate and timely financial information to the Finance Department for billing.*
- *Manage safe moorage for all vessels at City facilities*
- *To respond to customer complaints in a timely manner.*
- *To have a trained staff ready to respond to a variety of emergencies and situations.*
- *To keep policies and procedures current.*
- *To minimize the impact operational impacts to UMC customers during construction of Positions 3 and 4*

City of Unalaska
FY2018 Ports & Harbors Budget Detail
Expenditures
Adopted May 24, 2017

Ports & Harbors Proprietary		FY2014 Actual	FY2015 Actual	FY2016 Actual	FY2017 Budget	Adopted Budget	% Chg
Harbor Office							
54025051 - 51100	Salaries and Wages	421,224	428,070	452,139	531,635	536,982	1.01%
54025051 - 51200	Temporary Employees	359	5,192	7,541	1,761	1,436	(18.46%)
54025051 - 51300	Overtime	3,435	4,762	2,696	365	14,141	3774.25%
54025051 - 52100	Health Insurance Benefit	138,503	82,944	154,206	199,229	204,692	2.74%
54025051 - 52200	FICA & Medicare Emplr Match	32,327	33,361	35,507	40,131	41,697	3.90%
54025051 - 52300	PERS Employer Contribution	151,754	287,434	222,959	138,885	143,806	3.54%
54025051 - 52400	Unemployment Insurance	2,651	2,261	2,433	2,536	2,545	0.35%
54025051 - 52500	Workers Compensation	5,473	5,236	5,337	6,211	6,832	10.00%
54025051 - 52900	Other Employee Benefits	62	71	73	85	92	8.24%
Personnel Expenses		755,789	849,331	882,892	920,838	952,223	3.41%
54025052 - 53230	Legal Services	3,941	5,865	2,444	9,000	9,000	0.00%
54025052 - 53260	Training Services	877	1,145	3,270	7,000	6,000	(14.29%)
54025052 - 53264	Education Reimbursement	0	0	0	2,000	2,500	25.00%
54025052 - 53300	Other Professional Svcs	41,434	28,409	19,100	20,000	20,000	0.00%
54025052 - 53410	Software / Hardware Support	13,329	13,707	15,384	17,297	18,104	4.67%
54025052 - 54230	Custodial Services/Supplies	9,111	9,000	9,614	11,600	0	(100.00%)
54025052 - 54300	Repair/Maintenance Services	2,153	3,731	1,268	4,000	4,000	0.00%
54025052 - 54410	Buildings / Land Rental	40,128	39,276	41,181	54,073	50,000	(7.53%)
54025052 - 55200	General Insurance	178,137	(35,002)	9,946	8,316	13,033	56.72%
54025052 - 55310	Telephone / Fax/ TV	4,290	3,651	2,435	6,308	0	(100.00%)
54025052 - 55320	Network / Internet	3,198	5,830	7,348	7,200	9,200	27.78%
54025052 - 55330	Radio	829	164	0	2,500	2,500	0.00%
54025052 - 55390	Other Communications	0	0	0	2,600	1,500	(42.31%)
54025052 - 55901	Advertising	1,953	1,544	469	2,600	3,000	15.38%
54025052 - 55902	Printing and Binding	0	0	318	1,500	1,500	0.00%
54025052 - 55903	Travel and Related Costs	5,346	1,734	10,492	15,000	15,000	0.00%
54025052 - 55904	Banking / Credit Card Fees	19,272	14,868	18,234	16,500	0	(100.00%)
54025052 - 55905	Postal Services	1,755	3,600	1,800	3,600	3,600	0.00%
54025052 - 55906	Membership Dues	525	525	1,460	2,000	2,000	0.00%
54025052 - 55907	Permit Fees	0	0	0	1,500	1,500	0.00%
54025052 - 55908	Employee Moving Costs	0	0	5,000	5,000	0	(100.00%)
54025052 - 56100	General Supplies	1,172	937	288	2,000	3,000	50.00%
54025052 - 56120	Office Supplies	3,159	1,610	4,345	4,000	4,500	12.50%
54025052 - 56150	Computer Hardware / Software	11,109	3,188	2,165	9,100	13,416	47.43%
54025052 - 56160	Uniforms	464	2,243	3,933	5,500	5,500	0.00%
54025052 - 56240	Heating Oil	1,405	1,165	734	0	0	0.00%
54025052 - 56260	Gasoline for Vehicles	1,927	1,657	1,329	1,800	1,800	0.00%
54025052 - 56320	Business Meals	90	141	158	500	500	0.00%
54025052 - 56330	Food/Bev/Related Emp Apprctn	2,394	3,130	2,093	2,300	2,300	0.00%
54025052 - 56400	Books and Periodicals	0	0	0	150	150	0.00%
Operating Expenses		348,208	112,345	164,807	224,944	193,603	(13.93%)
54025053 - 57400	Machinery and Equipment	0	0	0	69,831	40,500	(42.00%)
Capital Outlay		0	0	0	69,831	40,500	(42.00%)
54025054 - 58100	Depreciation	2,690,348	2,664,327	2,999,639	3,271,654	3,400,535	3.94%
54025054 - 58500	Bad Debt Expense	6,372	0	17,959	0	0	0.00%
54025054 - 58910	Allocations IN-Debit	45,650	52,208	52,322	55,537	61,091	10.00%
54025054 - 59100	Interest Expense	231,196	222,609	230,843	217,149	208,749	(3.87%)
54025054 - 59400	Issuance Costs	3,010	0	0	3,010	0	(100.00%)
Other Expenses		2,976,577	2,939,144	3,300,763	3,547,350	3,670,375	3.47%

City of Unalaska
FY2018 Ports & Harbors Budget Detail
Expenditures
Adopted May 24, 2017

Ports & Harbors Proprietary	FY2014 Actual	FY2015 Actual	FY2016 Actual	FY2017 Budget	Adopted Budget	% Chg
Total Harbor Office	4,080,573	3,900,820	4,348,463	4,762,963	4,856,701	1.97%

City of Unalaska
FY2018 Ports & Harbors Budget Detail
Expenditures
Adopted May 24, 2017

Ports & Harbors Proprietary	FY2014 Actual	FY2015 Actual	FY2016 Actual	FY2017 Budget	Adopted Budget	% Chg
Unalaska Marine Center						
54025151 - 51100 Salaries and Wages	197,318	193,015	171,209	204,538	208,758	2.06%
54025151 - 51300 Overtime	22,120	14,723	26,209	32,424	33,402	3.02%
54025151 - 52100 Health Insurance Benefit	77,179	43,631	69,341	89,333	91,907	2.88%
54025151 - 52200 FICA & Medicare Emplr Match	16,787	15,896	15,102	18,136	18,488	1.94%
54025151 - 52300 PERS Employer Contribution	78,433	135,818	96,462	61,943	62,357	0.67%
54025151 - 52400 Unemployment Insurance	1,296	1,247	1,132	1,169	1,152	(1.45%)
54025151 - 52500 Workers Compensation	9,085	7,826	6,300	8,713	9,585	10.00%
Personnel Expenses	402,219	412,205	385,757	416,256	425,649	2.26%
54025152 - 53240 Engineering/Architectural Svs	0	0	0	1,300	1,300	0.00%
54025152 - 53260 Training Services	1,479	4,268	1,593	3,500	3,500	0.00%
54025152 - 53300 Other Professional Svs	0	3,752	8,112	4,000	4,000	0.00%
54025152 - 53410 Software / Hardware Support	0	0	0	150	150	0.00%
54025152 - 54110 Water / Sewerage	17,335	12,114	44,167	20,000	20,000	0.00%
54025152 - 54210 Solid Waste	125,060	106,465	121,230	123,998	115,000	(7.26%)
54025152 - 54220 Snow Plowing	0	0	0	2,000	4,000	100.00%
54025152 - 54300 Repair/Maintenance Services	73,926	1,192	19,177	15,000	15,000	0.00%
54025152 - 54410 Buildings / Land Rental	14,621	200	1,300	0	0	0.00%
54025152 - 55200 General Insurance	25,588	112,850	83,232	153,912	181,806	18.12%
54025152 - 55310 Telephone / Fax/ TV	1,762	1,707	842	6,193	0	(100.00%)
54025152 - 55320 Network / Internet	1,200	1,200	1,323	1,203	0	(100.00%)
54025152 - 55330 Radio	0	0	0	2,000	2,000	0.00%
54025152 - 55903 Travel and Related Costs	1,125	2,994	2,337	5,000	5,000	0.00%
54025152 - 55906 Membership Dues	0	0	0	500	500	0.00%
54025152 - 55907 Permit Fees	422	211	387	1,200	0	(100.00%)
54025152 - 56100 General Supplies	14,651	15,146	14,467	12,092	12,000	(0.76%)
54025152 - 56110 Sand / Gravel / Rock	0	0	0	5,000	5,000	0.00%
54025152 - 56120 Office Supplies	0	0	0	250	250	0.00%
54025152 - 56220 Electricity	253,549	213,489	239,533	200,000	250,000	25.00%
54025152 - 56230 Propane	65	106	86	150	150	0.00%
54025152 - 56260 Gasoline for Vehicles	20,119	17,342	11,787	14,000	14,000	0.00%
54025152 - 56270 Diesel for Equipment	118	85	102	600	600	0.00%
54025152 - 56330 Food/Bev/Related Emp Apprctn	0	367	31	500	500	0.00%
Operating Expenses	551,018	494,309	549,707	572,548	634,756	10.87%
Total Unalaska Marine Center	953,237	906,514	935,464	988,804	1,060,405	7.24%

City of Unalaska
FY2018 Ports & Harbors Budget Detail
Expenditures
Adopted May 24, 2017

Ports & Harbors Proprietary	FY2014 Actual	FY2015 Actual	FY2016 Actual	FY2017 Budget	Adopted Budget	% Chg
Spit & Light Cargo Docks						
54025251 - 51100 Salaries and Wages	48,689	57,696	50,764	60,605	61,862	2.07%
54025251 - 51300 Overtime	6,030	4,417	8,387	9,606	9,900	3.06%
54025251 - 52100 Health Insurance Benefit	20,868	13,467	22,189	26,467	27,245	2.94%
54025251 - 52200 FICA/Medicare Employer Match	4,186	4,752	4,525	5,370	5,498	2.38%
54025251 - 52300 PERS Employer Benefit	19,521	40,948	29,321	18,356	18,493	0.75%
54025251 - 52400 Unemployment Ins Benefit	334	383	361	348	355	2.01%
54025251 - 52500 Workers Compensation Ins	2,170	2,434	2,033	2,582	2,840	10.00%
Personnel Expenses	101,798	124,097	117,580	123,334	126,193	2.32%
54025252 - 53300 Other Professional	0	131	1,012	0	0	0.00%
54025252 - 54110 Water / Sewerage	38,878	47,177	58,874	67,865	67,865	0.00%
54025252 - 54210 Solid Waste	5,541	5,220	5,628	31,936	22,000	(31.11%)
54025252 - 54300 Repair/Maintenance Services	23,922	3,428	11,964	15,000	15,000	0.00%
54025252 - 54410 Buildings/Land Rental	80,803	96,342	102,391	103,500	103,500	0.00%
54025252 - 55200 General Insurance	0	20,268	29,590	54,523	59,609	9.33%
54025252 - 56100 General Supplies	1,924	868	1,892	23,000	10,000	(56.52%)
54025252 - 56110 Sand / Gravel / Rock	0	0	0	1,000	1,000	0.00%
54025252 - 56220 Electricity	190,569	152,151	134,280	165,000	110,000	(33.33%)
54025252 - 56260 Gasoline for Vehicles	0	0	0	7,500	7,500	0.00%
Operating Expenses	341,637	325,585	345,631	469,324	396,474	(15.52%)
Total Spit & Light Cargo Docks	443,435	449,683	463,211	592,657	522,667	(11.81%)

City of Unalaska
FY2018 Ports & Harbors Budget Detail
Expenditures
Adopted May 24, 2017

Ports & Harbors Proprietary	FY2014 Actual	FY2015 Actual	FY2016 Actual	FY2017 Budget	Adopted Budget	% Chg
Ports Security						
54025351 - 51100 Salaries and Wages	3,843	2,668	786	7,008	7,008	0.00%
54025351 - 51300 Overtime	5,687	5,161	4,544	35,244	35,244	0.00%
54025351 - 52100 Health Insurance Benefit	3,622	2,834	2,372	16,156	16,314	0.98%
54025351 - 52200 FICA/Medicare Employer Match	729	599	408	3,228	3,246	0.56%
54025351 - 52300 PERS Employer Benefit	3,481	5,324	2,660	11,040	11,052	0.11%
54025351 - 52400 Unemployment Ins Benefit	39	46	25	213	215	0.94%
54025351 - 52500 Workers Compensation Ins	350	274	152	1,308	1,439	10.00%
Personnel Expenses	17,751	16,905	10,947	74,197	74,518	0.43%
54025352 - 56100 General Supplies	10,178	2,639	6,630	3,528	3,500	(0.79%)
54025352 - 56120 Office Supplies	0	0	0	250	500	100.00%
54025352 - 56330 Food/Bev/Related Emp Apprctn	368	65	484	500	1,000	100.00%
Operating Expenses	47,790	2,704	7,114	4,278	5,000	16.88%
Total Ports Security	65,541	19,609	18,061	78,475	79,518	1.33%

City of Unalaska
FY2018 Ports & Harbors Budget Detail
Expenditures
Adopted May 24, 2017

Ports & Harbors Proprietary	FY2014 Actual	FY2015 Actual	FY2016 Actual	FY2017 Budget	Adopted Budget	% Chg
CEM Small Boat Harbor						
54025451 - 51100 Salaries and Wages	75,846	84,053	106,865	114,772	116,169	1.22%
54025451 - 51300 Overtime	9,905	7,421	11,890	10,806	13,526	25.17%
54025451 - 52100 Health Insurance Benefit	29,595	19,035	43,711	47,934	49,310	2.87%
54025451 - 52200 FICA/Medicare Employer Match	6,570	7,008	9,095	9,606	9,939	3.47%
54025451 - 52300 PERS Employer Benefit	30,913	61,068	58,732	32,825	33,598	2.35%
54025451 - 52400 Unemployment Ins Benefit	496	530	701	632	641	1.42%
54025451 - 52500 Workers Compensation Ins	2,877	2,695	3,218	3,431	3,774	10.00%
Personnel Expenses	156,201	181,812	234,212	220,006	226,957	3.16%
54025452 - 53230 Legal	0	0	0	850	850	0.00%
54025452 - 53300 Other Professional	405	7,543	170	950	950	0.00%
54025452 - 53410 Software / Hardware Support	0	0	0	2,500	0	(100.00%)
54025452 - 54110 Water / Sewerage	10,666	18,259	21,051	32,000	32,000	0.00%
54025452 - 54210 Solid Waste	31,097	31,847	27,461	33,447	32,500	(2.83%)
54025452 - 54230 Custodial Services/Supplies	12,000	12,000	10,584	11,500	11,500	0.00%
54025452 - 54300 Repair/Maintenance Services	2,081	6,182	3,448	10,603	6,600	(37.75%)
54025452 - 55200 General Insurance	80,873	117,784	68,930	58,706	61,997	5.61%
54025452 - 55310 Telephone / Fax / TV	1,516	1,560	1,587	2,000	0	(100.00%)
54025452 - 55901 Advertising	0	0	0	500	0	(100.00%)
54025452 - 56100 General Supplies	8,628	908	1,119	3,500	5,000	42.86%
54025452 - 56110 Sand / Gravel / Rock	0	0	0	1,200	1,200	0.00%
54025452 - 56120 Office Supplies	284	0	0	350	350	0.00%
54025452 - 56220 Electricity	340,150	342,561	246,812	330,000	300,000	(9.09%)
54025452 - 56240 Heating Oil	2,576	5,699	2,956	4,500	4,500	0.00%
54025452 - 56260 Gasoline for Vehicles	0	0	0	2,500	2,500	0.00%
Operating Expenses	490,275	544,502	384,118	495,106	459,947	(7.10%)
Total CEM Small Boat Harbor	646,476	726,314	618,330	715,112	686,904	(3.94%)

City of Unalaska
FY2018 Ports & Harbors Budget Detail
Expenditures
Adopted May 24, 2017

Ports & Harbors Proprietary	FY2014 Actual	FY2015 Actual	FY2016 Actual	FY2017 Budget	Adopted Budget	% Chg
Bobby Storrs Small Boat Harbor						
54025551 - 51100 Salaries and Wages	37,233	44,121	38,073	45,452	46,399	2.08%
54025551 - 51300 Overtime	4,824	3,534	6,290	7,206	7,422	3.00%
54025551 - 52100 Health Insurance Benefit	16,033	10,320	16,643	19,852	20,434	2.93%
54025551 - 52200 FICA/Medicare Employer Match	3,217	3,646	3,394	4,025	4,124	2.46%
54025551 - 52300 PERS Employer Benefit	15,006	31,419	21,995	13,766	13,870	0.76%
54025551 - 52400 Unemployment Ins Benefit	257	294	270	260	267	2.69%
54025551 - 52500 Workers Compensation Ins	1,665	1,866	1,526	1,936	2,130	10.00%
Personnel Expenses	<u>78,235</u>	<u>95,199</u>	<u>88,192</u>	<u>92,497</u>	<u>94,646</u>	<u>2.32%</u>
54025552 - 53300 Other Professional	0	66	170	0	0	0.00%
54025552 - 54110 Water / Sewerage	8,935	9,237	5,915	8,000	15,500	93.75%
54025552 - 54210 Solid Waste	11,209	15,547	3,881	7,520	1,000	(86.70%)
54025552 - 54300 Repair/Maintenance Services	13,613	13,119	4,789	15,000	15,000	0.00%
54025552 - 55200 General Insurance	0	9,617	4,101	24,109	15,742	(34.71%)
54025552 - 56100 General Supplies	5,983	9,154	(695)	9,000	9,000	0.00%
54025552 - 56220 Electricity	22,916	14,610	17,721	16,500	16,500	0.00%
54025552 - 56260 Gasoline for Vehicles	0	0	0	1,500	1,500	0.00%
Operating Expenses	<u>62,656</u>	<u>71,350</u>	<u>35,881</u>	<u>81,629</u>	<u>74,242</u>	<u>(9.05%)</u>
Total Bobby Storrs Small Boat Harbo	<u><u>140,891</u></u>	<u><u>166,549</u></u>	<u><u>124,074</u></u>	<u><u>174,126</u></u>	<u><u>168,888</u></u>	<u><u>(3.01%)</u></u>

City of Unalaska
FY2018 Ports & Harbors Budget Detail
Expenditures
Adopted May 24, 2017

Ports & Harbors Proprietary	FY2014 Actual	FY2015 Actual	FY2016 Actual	FY2017 Budget	Adopted Budget	% Chg
Transfers Out						
54029854 - 59940 Transfers To Enterpr Capt Proj	3,159,080	2,906,314	1,722,158	4,761,500	10,000,000	110.02%
Other Expenses	3,159,080	2,906,314	1,722,158	4,761,500	10,000,000	110.02%
Total Transfers Out	3,159,080	2,906,314	1,722,158	4,761,500	10,000,000	110.02%

City of Unalaska
FY2018 Ports & Harbors Budget Detail
Expenditures
Adopted May 24, 2017

Ports & Harbors Proprietary	FY2014 Actual	FY2015 Actual	FY2016 Actual	FY2017 Budget	Adopted Budget	% Chg
Veh & Equip Maintenance						
54022851 - 51100 Salaries and Wages	19,632	23,188	28,167	19,890	20,411	2.62%
54022851 - 51300 Overtime	0	0	0	167	180	7.78%
54022851 - 52100 Health Insurance Benefit	5,072	3,986	9,758	7,626	7,842	2.83%
54022851 - 52200 FICA & Medicare Emplr Match	1,502	1,774	2,155	1,534	1,586	3.39%
54022851 - 52300 PERS Employer Contribution	6,920	14,752	14,038	5,214	5,359	2.78%
54022851 - 52400 Unemployment Insurance	147	118	168	102	108	5.88%
54022851 - 52500 Workers Compensation	708	796	1,045	801	881	10.00%
54022851 - 52900 Other Employee Benefits	109	137	178	137	150	9.49%
Personnel Expenses	<u>34,089</u>	<u>44,751</u>	<u>55,507</u>	<u>35,471</u>	<u>36,517</u>	<u>2.95%</u>
54022852 - 53300 Other Professional	0	0	270	0	0	0.00%
54022852 - 54300 Repair/Maintenance Services	0	0	297	2,000	2,000	0.00%
54022852 - 56130 Machinery / Vehicle Parts	16,557	10,182	16,168	20,000	20,000	0.00%
Operating Expenses	<u>16,557</u>	<u>10,182</u>	<u>16,735</u>	<u>22,000</u>	<u>22,000</u>	<u>0.00%</u>
Total Veh & Equip Maintenance	<u><u>50,646</u></u>	<u><u>54,933</u></u>	<u><u>72,242</u></u>	<u><u>57,471</u></u>	<u><u>58,517</u></u>	<u><u>1.82%</u></u>

City of Unalaska
FY2018 Ports & Harbors Budget Detail
Expenditures
Adopted May 24, 2017

Ports & Harbors Proprietary		FY2014 Actual	FY2015 Actual	FY2016 Actual	FY2017 Budget	Adopted Budget	% Chg
Facilities Maintenance							
54022951 - 51100	Salaries and Wages	7,715	13,893	14,275	15,696	14,680	(6.47%)
54022951 - 51200	Temporary Employees	911	164	133	0	0	0.00%
54022951 - 51300	Overtime	0	0	56	120	30	(75.00%)
54022951 - 52100	Health Insurance Benefit	1,462	1,702	4,923	5,649	5,919	4.78%
54022951 - 52200	FICA & Medicare Emplr Match	660	1,076	1,107	1,210	1,137	(6.03%)
54022951 - 52300	PERS Employer Contribution	2,680	9,269	6,861	3,974	3,832	(3.57%)
54022951 - 52400	Unemployment Insurance	59	76	94	72	83	15.28%
54022951 - 52500	Workers Compensation	320	497	453	568	625	10.00%
54022951 - 52900	Other Employee Benefits	50	88	86	96	112	16.67%
Personnel Expenses		13,857	26,766	27,988	27,385	26,418	(3.53%)
54022952 - 54300	Repair/Maintenance Services	1,133	1,029	864	4,064	13,000	219.88%
54022952 - 54500	Construction Services	0	0	7,905	1,030	25,000	2327.18%
54022952 - 56100	General Supplies	2	319	669	515	515	0.00%
54022952 - 56140	Facility Maintenance Supplies	11,486	3,298	5,579	12,900	12,900	0.00%
Operating Expenses		12,907	4,906	15,017	18,509	51,415	177.78%
Total Facilities Maintenance		26,764	31,672	43,005	45,894	77,833	69.59%

City of Unalaska
FY2018 Airport Budget Summary
Adopted May 24, 2017

Airport Proprietary	FY2014 Actual	FY2015 Actual	FY2016 Actual	FY2017 Budget	Adopted budget	% Chg
REVENUES						
Intergovernmental	12,207	44,486	7,109	4,720	4,720	0.00%
Charges for Services	480,846	511,371	572,921	548,906	547,700	(0.22%)
Non-recurring Revenues	0	0	0	544,277	369,857	(32.05%)
Total Revenues	493,053	555,857	580,030	1,097,903	922,277	(19.04%)
EXPENDITURES						
Airport Admin/Operations	677,024	670,804	687,049	720,798	709,167	(1.61%)
Transfers Out	148,495	6,975	0	0	0	0.00%
Facilities Maintenance	121,862	175,074	155,805	378,466	213,110	(43.69%)
Total Expenditures	947,382	852,853	842,854	1,099,264	922,277	(19.19%)
Airport Proprietary Fund Net	(454,329)	(296,996)	(262,824)	(1,361)	0	

	Personnel Expenses	Operating Expenses	Capital Expenses	Other Expenses	Adopted Budget	% of Fund
EXPENDITURES						
Airport Admin/Operations	90,687	294,053	0	324,427	709,167	76.89%
Facilities Maintenance	120,975	92,135	0	0	213,110	23.11%
Total Operating Expenditures	211,662	386,188	0	324,427	922,277	

City of Unalaska
FY2018 Airport Budget Detail
Revenues
Adopted May 24, 2017

Airport Proprietary	FY2014 Actual	FY2015 Actual	FY2016 Actual	FY2017 Budget	Adopted Budget	% Chg
Intergovernmental						
55017541 - 42355 PERS Nonemployer Contributions	0	0	7,109	0	4,720	0.00%
55017541 - 42359 Other State Revenue	12,207	44,486	0	4,720	0	(100.00%)
Total Intergovernmental	12,207	44,486	7,109	4,720	4,720	0.00%
Charges for Services						
55017542 - 44580 Late Fees	4,250	3,869	9,138	4,500	3,500	(22.22%)
55017542 - 44670 Airport Other Services	0	986	478	200	200	0.00%
55017542 - 47240 Airport Rent	476,596	506,516	563,305	544,206	544,000	(0.04%)
Total Charges for Services	480,846	511,371	572,921	548,906	547,700	(0.22%)
Non-recurring Revenues						
55017549 - 49910 Bdgtd Use of Unrest. Net Asset	0	0	0	544,277	369,857	(32.05%)
Total Non-recurring Revenues	0	0	0	544,277	369,857	(32.05%)
Airport Fund Net	493,053	555,857	580,030	1,097,903	922,277	(16.00%)

General Fund: **Airport Admin and Operations** (5500-051)

Responsible Manager/Title: Peggy McLaughlin, Port Director

Mission Statement

To provide, operate and develop an air transportation facility to serve the community while maintaining the highest level of safety, convenience and efficiency.

Departmental Goals

- *To provide an attractive and secure airport facility for citizens, visitors and staff.*
- *To maximize revenue sources to support the airport operations.*
- *To keep policies and procedures current and relevant for staff to follow and be effective*
- *To reduce cost through efficient operations*

City of Unalaska
FY2018 Airport Budget Detail
Expenditures
Adopted May 24, 2017

Airport Proprietary		FY2014 Actual	FY2015 Actual	FY2016 Actual	FY2017 Budget	Adopted Budget	% Chg
Airport Admin/Operations							
55025651 - 51100	Salaries and Wages	37,897	41,011	41,991	52,986	52,852	(0.25%)
55025651 - 51200	Temporary Employees	0	840	1,127	462	575	24.46%
55025651 - 51300	Overtime	15	3	31	5	27	440.00%
55025651 - 52100	Health Insurance Benefit	11,120	6,989	13,060	18,371	18,876	2.75%
55025651 - 52200	FICA & Medicare Emplr Match	2,849	3,159	3,319	4,061	4,080	0.47%
55025651 - 52300	PERS Employer Contribution	13,462	26,872	19,647	13,848	13,824	(0.17%)
55025651 - 52400	Unemployment Insurance	213	189	203	244	247	1.23%
55025651 - 52500	Workers Compensation	163	192	223	187	206	10.00%
Personnel Expenses		65,718	79,255	79,603	90,164	90,687	0.58%
55025652 - 53230	Legal Services	0	0	2,048	500	750	50.00%
55025652 - 53300	Other Professional Svcs	0	2,308	5,082	6,000	2,000	(66.67%)
55025652 - 54110	Water / Sewerage	7,474	8,880	9,877	10,500	10,500	0.00%
55025652 - 54210	Solid Waste	23,366	24,274	24,579	23,265	27,000	16.05%
55025652 - 54220	Snow Plowing	0	0	0	0	1,200	0.00%
55025652 - 54230	Custodial Services/Supplies	48,000	48,000	47,082	47,000	47,000	0.00%
55025652 - 54300	Repair/Maintenance Services	0	125	500	1,500	1,500	0.00%
55025652 - 54410	Buildings / Land Rental	9,190	9,357	16,719	13,500	13,500	0.00%
55025652 - 55200	General Insurance	13,486	10,961	22,100	25,663	27,338	6.53%
55025652 - 55310	Telephone / Fax / TV	3,093	2,966	3,305	3,895	3,895	(0.01%)
55025652 - 55904	Banking / Credit Card Fees	2,768	1,946	3,348	3,200	3,200	0.00%
55025652 - 55905	Postal Services	0	100	100	300	300	0.00%
55025652 - 55907	Permit Fees	0	100	0	120	120	0.00%
55025652 - 56100	General Supplies	0	0	0	500	500	0.00%
55025652 - 56120	Office Supplies	0	0	201	250	250	0.00%
55025652 - 56220	Electricity	146,560	136,312	118,505	135,000	120,000	(11.11%)
55025652 - 56240	Heating Oil	53,643	46,309	30,193	40,000	35,000	(12.50%)
Operating Expenses		307,591	292,186	283,639	311,193	294,053	(5.51%)
55025654 - 58100	Depreciation	300,245	295,815	320,288	315,288	319,860	1.45%
55025654 - 58910	Allocations IN-Debit	3,470	3,548	3,519	4,152	4,567	10.00%
Other Expenses		303,715	299,363	323,807	319,440	324,427	1.56%
Total Airport Admin/Operations		677,024	670,804	687,049	720,798	709,167	(1.61%)

City of Unalaska
FY2018 Airport Budget Detail
Expenditures
Adopted May 24, 2017

Airport Proprietary	FY2014 Actual	FY2015 Actual	FY2016 Actual	FY2017 Budget	Adopted Budget	% Chg
Transfers Out						
Other Expenses	148,495	6,975	0	0	0	0.00%
Total Transfers Out	148,495	6,975	0	0	0	0.00%

City of Unalaska
FY2018 Airport Budget Detail
Expenditures
Adopted May 24, 2017

Airport Proprietary		FY2014 Actual	FY2015 Actual	FY2016 Actual	FY2017 Budget	Adopted Budget	% Chg
Facilities Maintenance							
55022951 - 51100	Salaries and Wages	49,639	58,565	62,147	70,497	65,923	(6.49%)
55022951 - 51200	Temporary Employees	3,187	2,141	1,472	1,956	1,996	2.04%
55022951 - 51300	Overtime	696	791	811	984	234	(76.22%)
55022951 - 52100	Health Insurance Benefit	11,990	12,387	18,028	25,543	26,605	4.16%
55022951 - 52200	FICA & Medicare Emplr Match	4,563	4,705	4,929	5,623	5,226	(7.06%)
55022951 - 52300	PERS Employer Contribution	17,226	38,887	28,296	17,966	17,226	(4.12%)
55022951 - 52400	Unemployment Insurance	295	336	292	356	364	2.25%
55022951 - 52500	Workers Compensation	1,829	2,163	2,003	2,637	2,901	10.00%
55022951 - 52900	Other Employee Benefits	286	339	324	481	500	3.95%
	Personnel Expenses	89,711	120,312	118,301	126,043	120,975	(4.02%)
55022952 - 54230	Custodial Services/Supplies	7,695	9,860	7,994	15,000	15,000	0.00%
55022952 - 54300	Repair/Maintenance Services	9,422	23,613	7,611	224,788	64,500	(71.31%)
55022952 - 54500	Construction Services	0	0	0	1,000	1,000	0.00%
55022952 - 56100	General Supplies	627	3,750	4,853	7,000	7,000	0.00%
55022952 - 56140	Facility Maintenance Supplies	14,187	17,540	17,046	4,635	4,635	0.00%
	Operating Expenses	32,151	54,762	37,504	252,423	92,135	(63.50%)
	Total Facilities Maintenance	121,862	175,074	155,805	378,466	213,110	(43.69%)

City of Unalaska
FY2018 Housing Budget Summary
Adopted May 24, 2017

Housing Proprietary	FY2014 Actual	FY2015 Actual	FY2016 Actual	FY2017 Budget	Adopted budget	% Chg
REVENUES						
Intergovernmental	10,344	35,007	4,634	4,678	4,678	0.00%
Charges for Services	244,973	259,217	276,506	270,564	270,564	0.00%
Non-recurring Revenues	0	0	(17,379)	271,606	265,092	(2.40%)
Total Revenues	255,316	294,224	263,760	546,848	540,334	(1.21%)
EXPENDITURES						
Housing Admin & Operating	308,924	336,681	316,926	365,149	360,701	(1.22%)
Transfers Out	68,228	0	0	0	0	0.00%
Facilities Maintenance	153,797	127,862	81,150	182,316	179,634	(1.47%)
Total Expenditures	530,949	464,543	398,076	547,465	540,335	(1.32%)
Housing Proprietary Fund Net	(275,632)	(170,319)	(134,316)	(617)	0	

	Personnel Expenses	Operating Expenses	Capital Expenses	Other Expenses	Adopted Budget	% of Fund
EXPENDITURES						
Housing Admin & Operating	75,590	100,648	0	184,463	360,701	66.76%
Facilities Maintenance	100,132	79,502	0	0	179,634	33.24%
Total Operating Expenditures	175,722	180,150	0	184,463	540,335	

City of Unalaska
FY2018 Housing Budget Detail
Revenues
Adopted May 24, 2017

Housing Proprietary	FY2014 Actual	FY2015 Actual	FY2016 Actual	FY2017 Budget	Adopted Budget	% Chg
Intergovernmental						
56018041 - 42355 PERS Nonemployer Contributions	0	0	4,634	0	4,678	0.00%
56018041 - 42359 Other State Revenue	10,344	35,007	0	4,678	0	(100.00%)
Total Intergovernmental	10,344	35,007	4,634	4,678	4,678	0.00%
Charges for Services						
56018042 - 47230 Housing Rent	244,973	259,217	276,506	270,564	270,564	0.00%
Total Charges for Services	244,973	259,217	276,506	270,564	270,564	0.00%
Non-recurring Revenues						
56018049 - 49400 Gain-loss on Sale of Fixed Ass	0	0	(17,379)	0	0	0.00%
56018049 - 49910 Bdgtd Use of Unrest. Net Asset	0	0	0	271,606	265,092	(2.40%)
Total Non-recurring Revenues	0	0	(17,379)	271,606	265,092	(2.40%)
Housing Fund Net	255,316	294,224	263,760	546,848	540,334	(1.19%)

General Fund: **Housing Administration & Operations** (5600-058)

Responsible Manager/Title: Erin Reinders, Assistant City Manager

Mission Statement

The mission of Housing Administration & Operations is to enhance recruitment and retention by providing a portion of the City's workforce decent, safe, quality housing for themselves and their immediate family.

Departmental Goals

- *To ensure that Housing policies remain relevant and effective, and achieve their objectives and desired outcomes.*
- *To provide for limited housing opportunities for the requirement and retention of a select necessary and qualified employees.*
- *To work cooperatively with the Facilities Maintenance Division to maintain City-owned housing units.*
- *To work cooperatively with the Finance Department to accurately maintain deposits, housing payroll deductions and refunds.*
- *To administer and manage the Housing Propriety Fund prudently.*

City of Unalaska
FY2018 Housing Budget Detail
Expenditures
Adopted May 24, 2017

Housing Proprietary		FY2014 Actual	FY2015 Actual	FY2016 Actual	FY2017 Budget	Adopted Budget	% Chg
Housing Admin & Operating							
56025851 - 51100	Salaries and Wages	27,683	30,011	29,615	41,403	42,703	3.14%
56025851 - 51200	Temporary Employees	3,382	0	0	231	288	24.68%
56025851 - 51300	Overtime	1	1	4	58	50	(13.79%)
56025851 - 52100	Health Insurance Benefit	11,968	7,439	12,190	17,220	17,695	2.76%
56025851 - 52200	FICA & Medicare Emplr Match	2,382	2,306	2,270	3,139	3,283	4.59%
56025851 - 52300	PERS Employer Contribution	10,033	20,198	7,413	10,837	11,179	3.16%
56025851 - 52400	Unemployment Insurance	274	210	190	228	232	1.75%
56025851 - 52500	Workers Compensation	103	86	90	146	160	10.00%
Personnel Expenses		55,826	60,251	51,772	73,262	75,590	3.18%
56025852 - 53230	Legal Services	0	0	0	500	500	0.00%
56025852 - 53240	Engineering/Architectural Svs	0	0	0	500	500	0.00%
56025852 - 53300	Other Professional Svs	0	0	1,926	2,500	2,500	0.00%
56025852 - 54110	Water / Sewerage	4,772	10,120	10,889	11,475	11,475	0.00%
56025852 - 54210	Solid Waste	8,030	7,649	7,858	13,594	12,495	(8.09%)
56025852 - 54230	Custodial Services/Supplies	13,603	13,397	9,250	7,800	14,400	84.62%
56025852 - 54410	Buildings / Land Rental	746	12,049	5,049	10,840	3,500	(67.71%)
56025852 - 55200	General Insurance	13,731	11,775	19,348	22,597	23,278	3.01%
56025852 - 56100	General Supplies	0	726	0	500	1,000	100.00%
56025852 - 56220	Electricity	7,091	12,568	9,844	11,850	11,000	(7.17%)
56025852 - 56240	Heating Oil	21,573	24,286	17,393	26,000	20,000	(23.08%)
Operating Expenses		69,546	92,569	81,557	108,157	100,648	(6.94%)
56025854 - 58100	Depreciation	181,668	181,667	181,667	181,667	182,192	0.29%
56025854 - 58910	Allocations IN-Debit	1,884	2,194	1,930	2,064	2,271	10.03%
Other Expenses		183,552	183,861	183,597	183,731	184,463	0.40%
Total Housing Admin & Operating		308,924	336,681	316,926	365,149	360,701	(1.22%)

City of Unalaska
FY2018 Housing Budget Detail
Expenditures
Adopted May 24, 2017

Housing Proprietary	FY2014 Actual	FY2015 Actual	FY2016 Actual	FY2017 Budget	Adopted Budget	% Chg
Transfers Out						
Other Expenses	68,228	0	0	0	0	0.00%
Total Transfers Out	68,228	0	0	0	0	0.00%

City of Unalaska
FY2018 Housing Budget Detail
Expenditures
Adopted May 24, 2017

Housing Proprietary		FY2014 Actual	FY2015 Actual	FY2016 Actual	FY2017 Budget	Adopted Budget	% Chg
Facilities Maintenance							
56022951 - 51100	Salaries and Wages	46,150	48,033	40,153	58,786	54,975	(6.48%)
56022951 - 51200	Temporary Employees	5,441	1,321	938	0	0	0.00%
56022951 - 51300	Overtime	833	624	838	3,432	816	(76.22%)
56022951 - 52100	Health Insurance Benefit	14,039	9,665	11,749	22,261	22,426	0.74%
56022951 - 52200	FICA & Medicare Emplr Match	4,011	3,823	3,208	4,761	4,278	(10.14%)
56022951 - 52300	PERS Employer Contribution	15,971	31,550	9,643	15,664	14,526	(7.27%)
56022951 - 52400	Unemployment Insurance	264	254	199	291	291	0.00%
56022951 - 52500	Workers Compensation	2,001	1,693	1,197	2,203	2,424	10.00%
56022951 - 52900	Other Employee Benefits	273	250	157	399	396	(0.75%)
	Personnel Expenses	88,982	97,213	68,082	107,797	100,132	(7.11%)
56022952 - 54300	Repair/Maintenance Services	44,806	888	1,314	60,416	60,400	(0.03%)
56022952 - 54500	Construction Services	0	0	0	1,050	1,050	0.00%
56022952 - 56100	General Supplies	4,012	5,029	706	5,000	10,000	100.00%
56022952 - 56110	Sand / Gravel / Rock	0	14,268	0	500	500	0.00%
56022952 - 56140	Facility Maintenance Supplies	14,928	10,378	11,048	7,202	7,202	0.00%
56022952 - 56240	Heating Oil	0	0	0	350	350	0.00%
	Operating Expenses	64,815	30,649	13,068	74,518	79,502	6.69%
	Total Facilities Maintenance	153,797	127,862	81,150	182,316	179,634	(1.47%)

Job Title	Positions	CY FTE	Base	Air	PERS	Taxes	Insurance	Total		
COUNCIL MEMBER CC-B	1	0.120	6,000	-	-	459	-	6,459		
COUNCIL MEMBER CC-C	1	0.120	6,000	-	-	459	-	6,459		
COUNCIL MEMBER CC-D	1	0.120	6,000	-	-	459	-	6,459		
COUNCIL MEMBER CC-E	1	0.120	6,000	-	-	459	-	6,459		
COUNCIL MEMBER CC-F	1	0.120	6,000	-	-	459	-	6,459		
COUNCIL MEMBER CC-G	1	0.120	6,000	-	-	459	-	6,459		
MAYOR CC-A	1	0.240	8,400	-	-	643	-	9,043	WCOMP	174
MAYOR & COUNCIL	7	0.960	44,400	-	-	3,397	-	47,797	GRAND TOTAL	47,971

Job Title	Positions	CY FTE	Base	Air	PERS	Taxes	Insurance	Total		
ADMIN COORDINATOR	1	1.000	60,486	1,500	16,203	5,140	31,092	114,422	OT	1,000
CITY MANAGER	1	1.000	165,928	1,500	43,766	10,314	31,092	252,600	PLCO	-
									TAXES (OT/PLCO)	77
									PERS (OT)	261
									WCOMP	877
CITY MANAGER'S OFFICE	2	2.000	226,414	3,000	59,969	15,454	62,184	367,021	GRAND TOTAL	369,237

Job Title	Positions	CY FTE	Base	Air	PERS	Taxes	Insurance	Total		
ADMIN ASST 2	1	1.000	46,342	1,500	12,506	4,058	31,092	95,498	OT	500
ASST CITY MANAGER	1	1.000	128,981	1,500	34,108	10,176	31,092	205,857	PLCO	1,084
HR ADMIN SPECIALIST	1	1.000	66,082	1,500	17,666	5,568	31,092	121,907	TAXES (OT/PLCO)	121
HR MANAGER	1	1.000	90,121	1,500	23,950	7,407	31,092	154,070	PERS (OT)	131
RISK MANAGER	1	1.000	73,517	1,500	19,609	6,137	31,092	131,855	WCOMP	1,544
ADMINISTRATION	5	5.000	405,044	7,500	107,839	33,346	155,460	709,189	GRAND TOTAL	712,568

Job Title	Positions	CY FTE	Base	Air	PERS	Taxes	Insurance	Total		
CITY CLERK	1	1.000	99,358	1,500	26,364	8,114	31,092	166,428	OT	1,000
CITY CLERK ADMN ASST	1	1.000	53,955	1,500	14,496	4,640	31,092	105,684	PLCO	5,000
DEPUTY CITY CLERK	1	1.000	71,588	1,500	19,105	5,989	31,092	129,274	TAXES (OT/PLCO)	459
									PERS (OT)	261
									WCOMP	857
CITY CLERK	3	3.000	224,901	4,500	59,965	18,743	93,276	401,385	GRAND TOTAL	408,963

Job Title	Positions	CY FTE	Base	Air	PERS	Taxes	Insurance	Total		
ACCT ASST 1 A/P	1	1.000	48,963	1,500	13,191	4,258	31,092	99,004		
ACCT ASST 1 A/R	1	1.000	47,070	1,500	12,696	4,114	31,092	96,472		
ACCT ASST 2 - PORTS	1	1.000	57,221	1,500	15,350	4,890	31,092	110,053		
ACCT ASST 2 PAYROLL	1	1.000	56,098	1,500	15,056	4,804	31,092	108,550		
ACCT ASST 2 UTILITY	1	1.000	57,221	1,500	15,350	4,890	31,092	110,053		
ACCT ASST 2-TEMP .50	1	0.500	28,719	-	-	2,484	-	31,203		
ADMIN ASST 2	1	1.000	42,661	1,500	11,544	3,776	31,092	90,573		
CONTROLLER	1	1.000	123,322	1,500	32,628	9,947	31,092	198,489		
FINANCE DIRECTOR	1	1.000	146,784	1,500	38,761	10,435	31,092	228,571	OT	2,000
PROJ MGMT F/A ACCT	1	1.000	78,102	1,500	20,808	6,488	31,092	137,989	PLCO	-
PURCHASING AGENT	1	1.000	78,458	1,500	20,901	6,515	31,092	138,465	TAXES (OT/PLCO)	153
SENIOR ACCT A/P	1	1.000	68,162	1,500	18,210	5,727	31,092	124,690	PERS (OT)	523
SENIOR ACCT A/R	1	1.000	69,534	1,500	18,568	5,832	31,092	126,527	WCOMP	3,306
FINANCE	13	12.500	902,313	18,000	233,063	74,160	373,104	1,600,639	GRAND TOTAL	1,606,621

Job Title	Positions	CY FTE	Base	Air	PERS	Taxes	Insurance	Total	OT	PLCO	TAXES (OT/PLCO)	PERS (OT)	WCOMP
COMPUTER SPECIALIST	1	1.000	63,066	1,500	16,877	5,337	31,092	117,872		5,000	15,050	1,534	
IS SUPERVISOR	1	1.000	102,097	1,500	27,080	8,323	31,092	170,093				1,307	
NETWORK ADMINIST	1	1.000	90,618	1,500	24,080	7,445	31,092	154,734					982
IS	3	3.000	255,781	4,500	68,037	21,105	93,276	442,699			GRAND TOTAL		466,572

Job Title	Positions	CY FTE	Base	Air	PERS	Taxes	Insurance	Total	OT	PLCO	TAXES (OT/PLCO)	PERS (OT)	WCOMP
ADMIN ASST 2	1	1.000	42,661	1,500	11,544	3,776	31,092	90,573	775				
ASSOCIATE PLANNER	1	1.000	65,363	1,500	17,478	5,513	31,092	120,946			59		
GIS ADMINISTRATOR	1	1.000	56,968	1,500	15,283	4,871	31,092	109,714				203	
PLANNING DIRECTOR	1	1.000	118,450	1,500	31,355	9,574	31,092	191,971					1,044
PLANNING	4	4.000	283,442	6,000	75,660	23,734	124,368	513,204			GRAND TOTAL		515,284

Job Title	Positions	CY FTE	Base	Air	PERS	Taxes	Insurance	Total	OT	PLCO	TAXES (OT/PLCO/INC/SD/OCT)	PERS (OT/SD/OCT)	WCOMP
ANIMAL CNTRL OFFICER	1	1.000	49,338	1,500	13,289	4,287	31,092	99,506					
DEPUTY POLICE CHIEF	1	1.000	106,302	1,500	28,179	8,645	31,092	175,718					
DPS DIRECTOR	1	1.000	122,839	1,500	32,502	9,910	31,092	197,844					
DPS OFFICE MANAGER	1	1.000	72,180	1,500	19,260	6,035	31,092	130,067					
IS/DMV AGENT	1	1.000	64,064	1,500	17,138	5,414	31,092	119,208					
POLICE INVESTIGATOR	1	1.000	75,379	1,500	20,096	6,279	31,092	134,347					
POLICE OFFICER	1	1.000	75,379	1,500	20,096	6,279	31,092	134,347					
POLICE OFFICER	1	1.000	61,298	1,500	16,415	5,202	31,092	115,507					
POLICE OFFICER	1	1.000	61,298	1,500	16,415	5,202	31,092	115,507					
POLICE OFFICER	1	1.000	65,021	1,500	17,389	5,487	31,092	120,488					
POLICE OFFICER	1	1.000	63,149	1,500	16,899	5,344	31,092	117,984					
POLICE OFFICER	1	1.000	61,298	1,500	16,415	5,202	31,092	115,507					
POLICE OFFICER	1	1.000	63,149	1,500	16,899	5,344	31,092	117,984	SHIFT DIFFERENTIAL		125,223		
POLICE OFFICER	1	1.000	66,976	1,500	17,900	5,636	31,092	123,104	ON CALL TIME		36,660		
POLICE OFFICER	1	1.000	66,976	1,500	17,900	5,636	31,092	123,104	INCENTIVE BONUS		37,000		
POLICE OFFICER	1	1.000	68,994	1,500	18,427	5,791	31,092	125,803	OT		193,821		
POLICE SERGEANT	1	1.000	106,142	1,500	28,138	8,633	31,092	175,505	PLCO		79,250		
POLICE SERGEANT	1	1.000	76,690	1,500	20,439	6,380	31,092	136,100	TAXES (OT/PLCO/INC/SD/OCT)		32,901		
POLICE SERGEANT	1	1.000	103,043	1,500	27,328	8,396	31,092	171,358	PERS (OT/SD/OCT)		90,675		
STUDENT AIDE-DPS .50	1	0.500	7,500	-	-	737	-	8,237	WCOMP		47,153		
POLICE/DMV/AC	20	19.500	1,437,013	28,500	381,125	119,837	590,748	2,557,223			GRAND TOTAL		3,199,906

Job Title	Positions	CY FTE	Base	Air	PERS	Taxes	Insurance	Total	OT	PLCO	TAXES (OT/PLCO/INC/SD/OCT)	PERS (OT/SD/OCT)	WCOMP
CORRECTIONS OFFICER	1	1.000	68,619	1,500	18,329	5,762	31,092	125,302					
CORRECTIONS OFFICER	1	1.000	60,944	1,500	16,323	5,175	31,092	115,034					
CORRECTIONS OFFICER	1	1.000	64,667	1,500	17,296	5,460	31,092	120,015			6,584		
CORRECTIONS OFFICER	1	1.000	57,450	1,500	15,409	4,908	31,092	110,359				16,041	
LEAD CORRECTION OFF.	1	1.000	72,592	1,500	19,368	6,066	31,092	130,618					9,895
CORRECTIONS	5	5.000	324,272	7,500	86,725	27,371	155,460	601,328			GRAND TOTAL		719,913

Job Title	Positions	CY FTE	Base	Air	PERS	Taxes	Insurance	Total		
COMM OFFICER	1	1.000	55,370	1,500	14,866	4,749	31,092	107,576		
COMM OFFICER	1	1.000	53,768	1,500	14,447	4,626	31,092	105,433	FIRE/EMS STIPENDS	56,640
COMM OFFICER	1	1.000	57,054	1,500	15,306	4,877	31,092	109,830	SHIFT DIFFERENTIAL	34,538
COMM OFFICER	1	1.000	66,123	1,500	17,677	5,571	31,092	121,963	ON CALL TIME	9,165
LD COMM OFFICER	1	1.000	72,072	1,500	19,232	6,026	31,092	129,922	INCENTIVE BONUS	8,000
FIRE CHIEF	1	1.000	103,205	1,500	27,370	8,408	31,092	171,575	OT	64,238
FIREFIGHTER 1	1	1.000	57,450	1,500	15,409	4,908	31,092	110,359	PLCO	25,550
FIREFIGHTER 1	1	1.000	60,944	1,500	16,323	5,175	31,092	115,034	TAXES (OT/PLCO/INC/SD/OCT)	10,824
SENIOR FIRE CAPTAIN	1	1.000	70,866	1,500	18,916	5,934	31,092	128,308	PERS (OT/SD/OCT)	28,216
SENIOR FIRE CAPTAIN	1	1.000	66,810	1,500	17,856	5,624	31,092	122,881	WCOMP	25,994
FIRE/EMS/COMM	10	10.000	663,661	15,000	177,402	55,898	310,920	1,222,881	GRAND TOTAL	1,486,045

Job Title	Positions	CY FTE	Base	Air	PERS	Taxes	Insurance	302 U	Total		
ADMIN ASST 2	1	1.000	45,261	1,500	12,223	3,975	31,092	520	94,571		
CITY ENGINEER	1	1.000	101,520	1,500	26,929	8,279	31,092	-	169,320		
DATA SPECIALIST 1	1	1.000	51,522	1,500	13,860	4,454	31,092	520	102,948	OT	250
DATA SPECIALIST 2	1	1.000	58,240	1,500	15,616	4,968	31,092	520	111,936	PLCO	2,000
DPW DIRECTOR	1	1.000	115,283	1,500	30,527	9,332	31,092	-	187,734	TAXES (OT/PLCO)	172
DPW ENGINEERING TECH	1	1.000	75,710	1,500	20,183	6,305	31,092	-	134,789	PERS (OT)	65
DPW OFFICE MANAGER	1	1.000	81,570	1,500	21,714	6,753	31,092	-	142,629	WCOMP	8,936
ENGINEERING & ADMIN	7	7.000	529,106	10,500	141,053	44,066	217,644	1,560	943,928	GRAND TOTAL	955,352

Job Title	Positions	CY FTE	Base	Air	PERS	Taxes	Insurance	302 U	Total		
HVY EQUIP OPERATOR	1	1.000	96,242	1,500	25,550	7,875	31,092	558	162,817		
HVY EQUIP OPERATOR	1	1.000	91,998	1,500	24,440	7,551	31,092	558	157,140		
HVY EQUIP OPERATOR	1	1.000	96,242	1,500	25,550	7,875	31,092	558	162,817		
LGT EQUIP OPERATOR	1	1.000	68,266	1,500	18,237	5,735	31,092	558	125,388		
LGT EQUIP OPERATOR	1	1.000	66,934	1,500	17,889	5,633	31,092	558	123,607		
MED EQUIP OPERATOR	1	1.000	70,762	1,500	18,889	5,926	31,092	558	128,727	OT	58,900
MED EQUIP OPERATOR	1	1.000	88,450	1,500	23,513	7,279	31,092	558	152,392	PLCO	10,000
MED EQUIP OPERATOR	1	1.000	72,176	1,500	19,259	6,034	31,092	558	130,620	TAXES (OT/PLCO)	5,271
MED EQUIP OPERATOR	1	1.000	78,125	1,500	20,814	6,489	31,092	558	138,578	PERS (OT)	15,396
ROADS CHIEF	1	1.000	100,173	1,500	26,577	8,176	31,092	558	168,077	WCOMP	38,590
ROADS	10	10.000	829,367	15,000	220,717	68,574	310,920	5,585	1,450,163	GRAND TOTAL	1,578,320

Job Title	Positions	CY FTE	Base	Air	PERS	Taxes	Insurance	302 U	Total		
STOREKEEPER 1	1	1.000	68,349	1,500	18,258	5,741	31,092	558	125,499	OT	2,000
STOREKEEPER 1	1	1.000	52,582	1,500	14,137	4,535	31,092	558	104,405	PLCO	2,000
STOREKEEPER 1	1	1.000	52,582	1,500	14,137	4,535	31,092	558	104,405	TAXES (OT/PLCO)	306
SUPPLY SUPERVISOR	1	1.000	87,714	1,500	23,320	7,223	31,092	558	151,407	PERS (OT)	523
SUPPLY	4	4.000	261,227	6,000	69,853	22,035	124,368	2,234	485,717	WCOMP	13,169
									GRAND TOTAL		503,715

Job Title	Positions	CY FTE	Base	Air	PERS	Taxes	Insurance	302 U	Total		
HVY EQUIP MECH	1	1.000	78,520	1,500	20,917	6,520	31,092	558	139,107		
HVY EQUIP MECH	1	1.000	78,520	1,500	20,917	6,520	31,092	558	139,107	OT	4,220
LGT EQUIP MECH	1	1.000	69,638	1,500	18,596	5,840	31,092	558	127,225	PLCO	2,500
LGT EQUIP MECH	1	1.000	83,678	1,500	22,266	6,914	31,092	558	146,009	TAXES (OT/PLCO)	514
LGT EQUIP MECH	1	1.000	68,266	1,500	18,237	5,735	31,092	558	125,388	PERS (OT)	1,103
MAINT MECH CHIEF	1	1.000	95,784	1,500	25,430	7,840	31,092	558	162,205	WCOMP	20,982
VEHICLE MAINT.	6	6.000	474,406	9,000	126,362	39,369	186,552	3,351	839,040	GRAND TOTAL	868,360

Job Title	Positions	CY FTE	Base	Air	PERS	Taxes	Insurance	302 U	Total		
BLDG MNT SUPERVISOR	1	1.000	91,998	1,500	24,440	7,551	31,092	544	157,126		
GRNDSKEEPER1-TEMP.50	1	0.500	19,947	-	-	1,725	-	272	21,945		
GRNDSKEEPER1-TEMP.50	1	0.500	19,947	-	-	1,725	-	272	21,945		
INSTALL/MAINT WKR	1	1.000	79,643	1,500	21,211	6,605	31,092	544	140,596		
INSTALL/MAINT WKR	1	1.000	80,829	1,500	21,521	6,696	31,092	544	142,182		
INSTALL/MAINT WKR	1	1.000	69,368	1,500	18,525	5,819	31,092	544	126,849	OT	13,150
INSTALL/MAINT WKR	1	1.000	72,176	1,500	19,259	6,034	31,092	544	130,605	PLCO	2,500
INSTALL/MAINT WKR	1	1.000	70,054	1,500	18,704	5,872	31,092	544	127,767	TAXES (OT/PLCO)	1,197
INSTALL/MAINT WKR	1	1.000	72,176	1,500	19,259	6,034	31,092	544	130,605	PERS (OT)	3,437
MAINT MECH 1	1	1.000	54,704	1,500	14,692	4,698	31,092	544	107,230	WCOMP	28,214
FACILITIES MAINT.	10	9.000	630,843	12,000	157,611	52,760	248,736	4,899	1,106,849	GRAND TOTAL	1,155,348

Job Title	Positions	CY FTE	Base	Air	PERS	Taxes	Insurance	Total			
PCR DIRECTOR	1	1.000	112,270	1,500	29,739	9,101	31,092	183,703		WCOMP	371
PCR ADMIN.			112,270	1,500	29,739	9,101	31,092	183,703	GRAND TOTAL	184,074	

Job Title	Positions	CY FTE	Base	Air	PERS	Taxes	Insurance	Total	PCR REF/INSTRUCTORS	
PROGRAM COORDINATOR	1	1.000	48,506	1,500	13,071	4,223	31,092	98,392		15,000
PROGRAM COORDINATOR	1	1.000	48,506	1,500	13,071	4,223	31,092	98,392	OT	14,000
PROGRAM COORDINATOR	1	1.000	48,506	1,500	13,071	4,223	31,092	98,392	PLCO	3,000
PROGRAM COORDINATOR	1	1.000	49,483	1,500	13,327	4,298	31,092	99,700	TAXES (OT/PLCO)	1,301
RECREATION MANAGER	1	1.000	74,995	1,500	19,996	6,250	31,092	133,832	PERS (OT)	3,660
REC PROGRAMS	5	5.000	269,995	7,500	72,537	23,218	155,460	528,710	GRAND TOTAL	570,636

Job Title	Positions	CY FTE	Base	Air	PERS	Taxes	Insurance	Total		
PCR OPERATIONS SUP.	1	1.000	59,169	1,500	15,859	5,039	31,092	112,659		
RECREATION ASST	1	1.000	40,518	1,500	10,984	3,612	31,092	87,706		
RECREATION ASST	1	1.000	40,518	1,500	10,984	3,612	31,092	87,706		
RECREATION ASST	1	1.000	41,330	1,500	11,196	3,674	31,092	88,792	OT	15,000
RECREATION ASST	1	1.000	40,518	1,500	10,984	3,612	31,092	87,706	PLCO	4,000
RECREATION ASST .63	1	0.630	25,831	945	-	2,326	-	29,102	TAXES (OT/PLCO)	1,454
RECREATION ASST .63	1	0.630	24,817	945	-	2,238	-	28,000	PERS (OT)	3,137
RECREATION ASST .63	1	0.630	24,817	945	-	2,238	-	28,000	WCOMP	966
COMMUNITY CENTER	8	6.890	297,519	10,335	60,005	26,354	155,460	549,673	GRAND TOTAL	574,229

Job Title	Positions	CY FTE	Base	Air	PERS	Taxes	Insurance	Total		
LIBRARIAN	1	1.000	81,949	1,500	21,813	6,782	31,092	143,136		
LIBRARY ASST	1	1.000	42,141	1,500	11,408	3,737	31,092	89,877	OT	7,000
LIBRARY ASST	1	1.000	44,720	1,500	12,082	3,934	31,092	93,328	PLCO	3,000
LIBRARY ASST	1	1.000	44,720	1,500	12,082	3,934	31,092	93,328	TAXES (OT/PLCO)	765
LIBRARY ASST .50	1	0.500	24,544	750	-	2,193	-	27,487	PERS (OT)	1,568
LIBRARY ASST .50	1	0.500	20,259	750	-	1,822	-	22,831	WCOMP	1,018
LIBRARY	6	5.000	258,333	7,500	57,385	22,401	124,368	469,987	GRAND TOTAL	483,339

Job Title	Positions	CY FTE	Base	Air	PERS	Taxes	Insurance	Total		
AQUATICS MANAGER	1	1.000	55,772	1,500	14,971	4,779	31,092	108,115		
PRGRM COORD	1	1.000	49,483	1,500	13,327	4,298	31,092	99,700		
LIFEGUARD 1 - .232	1	0.232	7,056	400	-	647	-	8,103		
LIFEGUARD 1 - .232	1	0.232	7,712	400	-	704	-	8,816		
LIFEGUARD 1 - .232	1	0.232	7,712	400	-	704	-	8,816		
LIFEGUARD 1 - .232	1	0.232	7,485	400	-	684	-	8,570		
LIFEGUARD 1 - .232	1	0.232	7,056	400	-	647	-	8,103		
LIFEGUARD 1 - .232	1	0.232	7,485	400	-	684	-	8,570		
LIFEGUARD 1 - .232	1	0.232	7,485	400	-	684	-	8,570		
LIFEGUARD 1 - .232	1	0.232	7,056	400	-	647	-	8,103	OT	5,500
LIFEGUARD 1 - .232	1	0.232	6,849	400	-	629	-	7,878	PLCO	1,500
LIFEGUARD 1 - .232	1	0.232	7,056	400	-	647	-	8,103	TAXES (OT/PLCO)	536
LIFEGUARD 1 - .232	1	0.232	7,056	400	-	647	-	8,103	PERS (OT)	784
LIFEGUARD 1 - .232	1	0.232	7,033	400	-	645	-	8,078	WCOMP	9,730
AQUATICS CENTER	14	4.784	192,301	7,800	28,298	17,047	62,184	307,629	GRAND TOTAL	325,679

Job Title	Positions	CY FTE	Base	Air	PERS	Taxes	Insurance	Total		
DEPUTY DPU DIRECTOR	1	1.000	95,387	1,500	25,326	7,810	31,092	161,115		
DPU DIRECTOR	1	1.000	124,009	1,500	32,808	9,999	31,092	199,408		
UTILITY ADMIN	2	2.000	219,396	3,000	58,134	17,809	62,184	360,523	GRAND TOTAL	370,861

Job Title	Positions	CY FTE	Base	Air	PERS	Taxes	Insurance	302 U	Total		
ELEC ENGINEER TECH	1	1.000	100,506	1,500	26,664	8,201	31,092	558	168,522		
HVY EQUIP MECH	1	1.000	96,242	1,500	25,550	7,875	31,092	558	162,817		
PWR PLNT OP 1	1	1.000	69,638	1,500	18,596	5,840	31,092	558	127,225	SHIFT DIFFERENTIAL	16,500
PWR PLNT OP 1	1	1.000	69,638	1,500	18,596	5,840	31,092	558	127,225	OT	75,000
PWR PLNT OP 1	1	1.000	69,638	1,500	18,596	5,840	31,092	558	127,225	PLCO	23,000
PWR PLNT OP 2	1	1.000	89,336	1,500	23,745	7,347	31,092	558	153,578	TAXES (SD/OT/PLCO)	8,759
PWR PLNT OP 2	1	1.000	89,336	1,500	23,745	7,347	31,092	558	153,578	PERS (SD/OT)	23,918
PWR PLNT OP 3	1	1.000	100,173	1,500	26,577	8,176	31,092	558	168,077	WCOMP	28,828
ELECTRIC PROD.	8	8.000	684,507	12,000	182,067	56,467	248,736	4,468	1,188,245	GRAND TOTAL	1,364,250

Job Title	Positions	CY FTE	Base	Air	PERS	Taxes	Insurance	302 U	Total		
UTILITY LINE CHIEF	1	1.000	94,349	1,500	25,055	7,730	31,092	558	160,285	OT	45,000
UTILITY LINEMAN	1	1.000	96,678	1,500	25,664	7,909	31,092	558	163,401	PLCO	-
UTILITY LINEMAN	1	1.000	87,568	1,500	23,282	7,212	31,092	558	151,213	TAXES (OT/PLCO)	3,443
UTILITY LN MN APPRENT	1	1.000	65,686	1,500	17,563	5,538	31,092	558	121,937	PERS (OT)	11,763
UTILITY LN MN APPRENT	1	1.000	76,648	1,500	20,428	6,376	31,092	558	136,603	WCOMP	20,734
ELECTRIC LINE R&M	5	5.000	420,930	7,500	111,991	34,765	155,460	2,792	733,438	GRAND TOTAL	814,378

Job Title	Positions	CY FTE	Base	Air	PERS	Taxes	Insurance	302 U	Total		
WATER OIT-TEMP .50	1	0.500	27,602	-	-	2,388	-	260	30,249		
WATER OIT-TEMP .50	1	0.500	27,602	-	-	2,388	-	260	30,249	OT	32,623
WATER SUPERVISOR	1	1.000	103,168	1,500	27,360	8,405	31,092	563	172,088	PLCO	2,752
WTR OP 1	1	1.000	69,638	1,500	18,596	5,840	31,092	563	127,229	TAXES (OT/PLCO)	2,706
WTR OP 2	1	1.000	73,445	1,500	19,591	6,131	31,092	563	132,321	PERS (OT)	8,528
WTR OP 3	1	1.000	95,680	1,500	25,403	7,832	31,092	563	162,070	WCOMP	11,658
WATER	6	5.000	397,134	6,000	90,949	32,984	124,368	2,771	654,206	GRAND TOTAL	712,472

Job Title	Positions	CY FTE	Base	Air	PERS	Taxes	Insurance	302 U	Total		
WW LAB MANAGER	1	1.000	73,462	1,500	19,595	6,133	31,092	-	131,781		
WW OIT-TEMP .50	1	0.500	27,602	-	-	2,388	-	260	30,249		
WW OIT-TEMP .50	1	0.500	27,602	-	-	2,388	-	260	30,249		
WW OP 1	1	1.000	66,934	1,500	17,889	5,633	31,092	560	123,608	OT	35,000
WW OP 1	1	1.000	68,266	1,500	18,237	5,735	31,092	560	125,389	PLCO	31,411
WW OP 2	1	1.000	73,445	1,500	19,591	6,131	31,092	560	132,318	TAXES (OT/PLCO)	5,080
WW OP 2	1	1.000	90,002	1,500	23,919	7,398	31,092	560	154,470	PERS (OT)	9,149
WW SUPERVISOR	1	1.000	101,670	1,500	26,969	8,291	31,092	560	170,081	WCOMP	14,915
WASTEWATER	8	7.000	528,982	9,000	126,198	44,096	186,552	3,318	898,146	GRAND TOTAL	993,701

Job Title	Positions	CY FTE	Base	Air	PERS	Taxes	Insurance	302 U	Total		
SLD WST OP 1-TEMP.50	1	0.500	26,822	-	-	2,320	-	260	29,402	OT	58,000
SOLID WST OP 1	1	1.000	60,403	1,500	16,181	5,134	31,092	598	114,908	PLCO	5,000
SOLID WST OP 2	1	1.000	68,266	1,500	18,237	5,735	31,092	598	125,427	TAXES (OT/PLCO)	4,820
SOLID WST OP 3	1	1.000	96,242	1,500	25,550	7,875	31,092	598	162,856	PERS (OT)	15,161
SOLID WST SUPERVISOR	1	1.000	90,168	1,500	23,962	7,411	31,092	598	154,730	WCOMP	19,519
SOLID WASTE	5	4.500	341,900	6,000	83,930	28,475	124,368	2,651	587,323	GRAND TOTAL	689,823

Job Title	Positions	CY FTE	Base	Air	PERS	Taxes	Insurance	Total		OT
BILL & SCHED CLERK	1	1.000	53,955	1,500	14,496	4,640	31,092	105,684		15,933
BILL & SCHED CLERK	1	1.000	53,955	1,500	14,496	4,640	31,092	105,684		
DEPUTY PORT DIRECTOR	1	1.000	85,487	1,500	22,738	7,052	31,092	147,870		
PORT DIRECTOR	1	1.000	115,469	1,500	30,576	9,346	31,092	187,983		
PORTS ADMIN	4	4.000	308,866	6,000	82,306	25,679	124,368	547,219	GRAND TOTAL	569,760

Job Title	Positions	CY FTE	Base	Air	PERS	Taxes	Insurance	Total		
HARBOR OFFICER	1	1.000	52,978	1,500	14,240	4,566	31,092	104,376		
HARBOR OFFICER	1	1.000	56,202	1,500	15,083	4,812	31,092	108,689		
HARBOR OFFICER	1	1.000	51,438	1,500	13,838	4,448	31,092	102,316		
HARBOR OFFICER	1	1.000	76,981	1,500	20,515	6,402	31,092	136,489		
HARBOR OFFICER	1	1.000	51,438	1,500	13,838	4,448	31,092	102,316		
HARBOR OFFICER	1	1.000	48,485	1,500	13,066	4,222	31,092	98,365		
HARBORMASTER	1	1.000	93,901	1,500	24,938	7,696	31,092	159,127		
PORTS & HARBOR OPS	7	7.000	431,423	10,500	115,519	36,593	217,644	811,679	GRAND TOTAL	1,026,390

TOTAL PERSONNEL

	Positions	FTE
TOTAL	188	166.13
Total FT	155	155.000
Total Temp/PT	33	11.130
	188	166.130

TOTAL BASE WAGE	11,955,743
TOTAL AIRFARE	241,635
TOTAL PERS	3,340,402
TOTAL PAYROLL TAXES	1,096,423
TOTAL HEALTH INSURANCE	4,819,260
TOTAL UNION TRAINING BENEFIT	33,629
TOTAL DPS VOLUNTEER STIPENDS	56,640
TOTAL PCR REFEREES/INSTRUCTORS	15,000
TOTAL SHIFT DIFFERENTIALS	240,284
TOTAL ON CALL TIME	54,990
TOTAL INCENTIVE BONUS	60,000
TOTAL OVERTIME	775,750
TOTAL PLCO	238,781
TOTAL WCOMP	345,228
GRAND TOTAL	23,273,765



City of Unalaska

Capital and Major Maintenance Plan

FY2018-FY2022

- Resolution 2017-24
- Spreadsheets
 - Estimated Project & Purchase Timelines
 - FY 2018
 - FY 2019
 - FY 2020
 - FY 2021
 - FY 2022
 - Summary of Project & Funding Sources
- Project Summary Sheets
- Vehicle Replacement Schedule

CITY OF UNALASKA
UNALASKA, ALASKA

RESOLUTION NO. 2017-24

**A RESOLUTION OF THE UNALASKA CITY COUNCIL ADOPTING THE CITY OF
UNALASKA FY18-FY22 CAPITAL & MAJOR MAINTENANCE PLAN**

WHEREAS, the purpose of the Capital Major and Maintenance Plan (CMMP) is to formalize the process of identifying and completing capital projects and major maintenance projects; and

WHEREAS, the CMMP serves as a tool to help the City effectively and efficiently meet the needs of the community; and

WHEREAS, City Departments were invited to submit project nominations; and


WHEREAS, this planning document outlines anticipated or recommended projects and expenditures for the upcoming five years; and

WHEREAS, City staff and City Council have had opportunity to review and comment on the nominations and the FY18-FY22 CMMP.

NOW THEREFORE BE IT RESOLVED that the Unalaska City Council hereby adopts the FY18-FY22 CMMP for the City of Unalaska; and

BE IT FURTHER RESOLVED that the City Council reviews and approves the five-year CMMP, which is presented by the City Manager annually per Title 6.12., UCO.

PASSED AND ADOPTED BY A DULY CONSTITUTED QUORUM OF THE CITY COUNCIL OF THE CITY OF UNALASKA THE 25th DAY OF April, 2017.


MAYOR

ATTEST:


CITY CLERK





**City of Unalaska
Capital and Major Maintenance Plan
FY2018 - FY2022
Estimated Project and Purchase Timelines
(excluding new vehicle purchases & replacements)**

Initiation / Concept
Pre-Design
Engineering / Design
Construction / Purchase

Regardless of when a project might be funded, many remain active in other fiscal years. The purpose of this table is to provide an overview of the estimated project timelines identified in the nominations for the current CMMP and to display the allocation of valuable staffing resources. Projects identified in previous CMMP's that are not in need of additional funding in the current CMMP are not included below.

Fund or Department	Project (Projects in boldface are newly included in this year's CMMP, other projects have been updated from previous CMMPs.)	Associated Funds (Appropriated and Requested)	FY 2018	FY 2019	FY 2020	FY 2021	FY 2022
Public Safety	DPS Records Management System (RMS) Upgrade	\$500,000					
Public Safety	Repeater Site Upgrade	\$110,000					
Public Works - Fac Maint	Aquatic Center Column Repairs	\$45,000					
Public Works	Haystack Security Fence	\$175,275					
Public Works	S-Curves Pathway	\$174,000					
Parks, Culture & Recreation	Sitka Spruce Park Improvements	\$291,500					
Parks, Culture & Recreation	Town Park Improvements	\$307,400					
Public Safety	Radio Upgrade	\$625,000					
Parks, Culture & Recreation	Unalaska Public Library Improvements (Cost is TBD in FY20 & FY21)	\$42,500					
Public Works - Fac Maint	Burma Road Chapel Roof Ventilation Upgrades	\$722,085					
General Fund, Electric, Water & WW	Captain's Bay Road and Utilities	\$24,300,000					
Electric-Production	Generator Sets Rebuild	\$6,595,110					
Electric-Distribution	Automatic Meter Read System	\$399,602					
Electric - Production	Wind Energy (Cost is TBD from FY19-FY22)	\$200,000					
Water	Generals Hill Water Booster Pump	\$221,600					
Water	Pyramid Water Treatment Plant Micro Turbines	\$1,340,750					
Water	CT Tank Interior Maintenance and Painting	\$1,053,000					
Water	Pyramid Water Storage Tank	\$9,134,943					
Solid Waste	Cells 3 & 4 Partial Closure	\$1,000,000					
Solid Waste	Reinsulation of Baler Building	\$537,020					
Solid Waste	Composting Project	\$830,000					
Ports & Harbors	UMC Dock Replacement & Expansion (Positions III & IV)	\$48,005,858					
Ports & Harbors	Entrance Channel Dredging	\$6,500,000					
Ports & Harbors	LCD and UMC Dredging	\$2,041,650					
Ports & Harbors	Robert Storrs Small Boat Harbor Improvements (A & B Float)	\$10,630,000					
Airport	Airport Terminal Roof Replacement (Cost is TBD in FY 19)	\$140,000					
Housing	Lear Road Duplexes Kitchen Renovation	\$124,994					
Housing	4-Plex Roof Replacement	\$566,340					
Highlight of Summary of Project and Funding Sources	Total Requested Funds for FY18-FY22 CMMP	\$118,555,382	\$50,757,300	\$6,854,562	\$9,724,375	\$6,433,280	\$44,785,865



**City of Unalaska
Capital and Major Maintenance Plan
FY 2018**

General Fund						FY18 Financing Sources for Capital Cost					
Project #/ Type	Fund or Department	Project	Appropriated Funding	FY18 Request	Total	City				Other	Total
						General Fund	1% Sales Tax	Proprietary	Debt	Grant	
	DPW - Facilities	Aquatics Center Column Repairs (Construction)	-	45,000	45,000	45,000	-	-	-	-	45,000
	Public Safety	Repeater Site Upgrade (Purchase/Const.)	-	110,000	110,000	110,000	-	-	-	-	110,000
	Public Works	Haystack Security Fence (Construction)	-	175,275	175,275	-	-	-	-	175,275	175,275
	Public Safety	DPS Records Management System Upgrade (Purchase)	-	500,000	500,000	500,000	-	-	-	-	500,000
PR601	PCR - Library	Unalaska Public Library Improvements (Pre-Design)	12,500	30,000	42,500	30,000	-	-	-	-	30,000
D0810	Public Works	S-Curves Pathway (Construction)	66,000	108,000	174,000	108,000	-	-	-	-	108,000
	General Fund	Vehicle Replacement (Purchases)	-	780,099	780,099	780,099	-	-	-	-	780,099
Governmental Grand Total			78,500	1,748,374	1,826,874	1,573,099	-	-	-	175,275	1,748,374

Proprietary Funds						FY18 Financing Sources for Capital Cost					
Project #/ Type	Fund or Department	Project	Appropriated Funding	FY18 Request	Total	City				Other	Total
						General Fund	1% Sales Tax	Proprietary	Debt	Grant	
	Electrical-Production	Generator Sets Rebuild (Annual Major Maintenance)	-	1,267,306	1,267,306	-	-	1,267,306	-	-	1,267,306
	Electrical-Distribution	Automatic Meter Read System (Eng & Design)	-	119,362	119,362	-	-	119,362	-	-	119,362
	Electrical-Production	Wind Energy (Inception/Concept)	-	200,000	200,000	200,000	-	-	-	-	200,000
	Electric	Vehicle Replacement (Purchases)	-	49,900	49,900	-	-	49,900	-	-	49,900
Electric Grand Total			-	1,636,568	1,636,568	200,000	-	1,436,568	-	-	1,636,568

	Water	General Hill Water Booster Pump (Eng & Design)	-	21,600	21,600	-	-	21,600	-	-	21,600
	Water	Vehicle Replacement (Purchases)	-	49,900	49,900	-	-	49,900	-	-	49,900
Water Grand Total			-	71,500	71,500	-	-	71,500	-	-	71,500

	Wastewater		-	-	-	-	-	-	-	-	-
Wastewater Grand Total			-	-	-	-	-	-	-	-	-

	Solid Waste	Composting Project (Pre-Design)	-	30,000	30,000	-	-	30,000	-	-	30,000
	Solid Waste	Cells 3 & 4 Partial Closure (Construction)	-	1,000,000	1,000,000	-	-	1,000,000	-	-	1,000,000
	Solid Waste	Vehicle Replacement (Purchases)	-	256,364	256,364	-	-	256,364	-	-	256,364
Solid Waste Grand Total			-	1,286,364	1,286,364	-	-	1,286,364	-	-	1,286,364

PH201	Ports & Harbors	Entrance Channel Dredging (Pre-Design)	791,000	709,000	1,500,000	709,000	-	-	-	-	709,000
PH301	Ports & Harbors	UMC Dock Replacement and Expansion (Positions III & IV Const.)	3,005,858	45,000,000	48,005,858	-	-	10,000,000	35,000,000	-	45,000,000
	Ports & Harbors	Vehicle Replacement (Purchases)	-	40,500	40,500	-	-	40,500	-	-	40,500
Ports & Harbors Grand Total			3,796,858	45,749,500	49,546,358	709,000	-	10,040,500	35,000,000	-	45,749,500

	Airport	Airport Terminal Roof Replacement (Eng & Design)	-	140,000	140,000	140,000	-	-	-	-	140,000
Airport Grand Total			-	140,000	140,000	140,000	-	-	-	-	140,000

	Housing	Lear Road Duplexes Kitchen Renovation (Design & Const.)	-	124,994	124,994	124,994	-	-	-	-	124,994
Housing Grand Total			-	124,994	124,994	124,994	-	-	-	-	124,994

Governmental Fund Total			78,500	1,748,374	1,826,874	1,573,099	-	-	-	175,275	1,748,374
Proprietary Funds Total			3,796,858	49,008,926	52,805,784	1,173,994	-	12,834,932	35,000,000	-	49,008,926
City Grand Totals			3,875,358	50,757,300	54,632,658	2,747,093	-	12,834,932	35,000,000	175,275	50,757,300



**City of Unalaska
Capital and Major Maintenance Plan
FY 2019**

General Fund						FY19 Financing Sources for Capital Cost					
Project #/ Type	Fund or Department	Project	Appropriated Funding	FY19 Request	Total	City				Other	Total
						General Fund	1% Sales Tax	Proprietary	Debt	Grant	
	Public Safety	Radio Upgrade (Purchase/Const.)	-	625,000	625,000	625,000	-	-	-	-	625,000
	PCR	Town Park Improvements (Construction)	-	307,400	307,400	307,400	-	-	-	-	307,400
	PCR	Sitka Spruce Park (Construction)	-	291,500	291,500	291,500	-	-	-	-	291,500
	General Fund	Vehicle Replacement (Purchases)	-	1,030,000	1,030,000	1,030,000	-	-	-	-	1,030,000
		Governmental Grand Total	-	2,253,900	2,253,900	2,253,900	-	-	-	-	2,253,900

Proprietary Funds						FY19 Financing Sources for Capital Cost					
Project #/ Type	Fund or Department	Project	Appropriated Funding	FY19 Request	Total	City				Other	Total
						General Fund	1% Sales Tax	Proprietary	Debt	Grant	
	Electrical-Production	Generator Sets Rebuild (Annual Major Maintenance)	1,267,306	1,292,652	2,559,958	-	-	1,292,652	-	-	1,292,652
	Electric	Vehicle Replacement (Purchases)	-	120,000	120,000	-	-	120,000	-	-	120,000
	Electrical-Production	Wind Energy (Inception/Concept)	200,000	TBD	TBD	TBD	-	-	-	-	TBD
	Electric	Automatic Meter Read System (Purchase/Construction)	119,362	280,240	399,602	-	-	280,240	-	-	280,240
		Electric Grand Total	1,586,668	1,692,892	3,279,560	-	-	1,692,892	-	-	1,692,892

WA17C	Water	Pyramid Water Treatment Plant Micro Turbines (Design & Const.)	50,000	1,290,750	1,340,750	-	-	-	-	1,290,750	1,290,750
	Water	General Hill Water Booster Pump (Construction)	21,600	200,000	221,600	-	-	200,000	-	-	200,000
	Water	Vehicle Replacement (Purchases)	-	-	-	-	-	-	-	-	-
		Water Grand Total	71,600	1,490,750	1,562,350	-	-	200,000	-	1,290,750	1,490,750

	Wastewater		-	-	-	-	-	-	-	-	-
		Wastewater Grand Total	-	-	-	-	-	-	-	-	-

	Solid Waste	Vehicle Replacement (Purchases)	-	80,000	80,000	-	-	80,000	-	-	80,000
	Solid Waste	Composting Project (Design & Construction)	30,000	800,000	830,000	800,000	-	-	-	-	800,000
	Solid Waste	Reinsulation of Baler Building (Construction)	-	537,020	537,020	-	-	537,020	-	-	537,020
		Solid Waste Grand Total	30,000	1,417,020	1,447,020	800,000	-	617,020	-	-	1,417,020

	Ports & Harbors		-	-	-	-	-	-	-	-	-
		Ports & Harbors Grand Total	-	-	-	-	-	-	-	-	-

	Airport	Airport Terminal Roof Replacement (Construction)	140,000	TBD	TBD	TBD	-	-	-	-	TBD
		Airport Grand Total	140,000	-	140,000	-	-	-	-	-	-

	Housing		-	-	-	-	-	-	-	-	-
		Housing Grand Total	-	-	-	-	-	-	-	-	-

		Governmental Fund Total	-	2,253,900	2,253,900	2,253,900	-	-	-	-	2,253,900
		Proprietary Funds Total	1,828,268	4,600,662	6,428,930	800,000	-	2,509,912	-	1,290,750	4,600,662
		City Grand Totals	1,828,268	6,854,562	8,682,830	3,053,900	-	2,509,912	-	1,290,750	6,854,562



**City of Unalaska
Capital and Major Maintenance Plan
FY 2020**

General Fund						FY20 Financing Sources for Capital Cost					
Project #/ Type	Fund or Department	Project	Appropriated Funding	FY20 Request	Total	City				Other	Total
						General Fund	1% Sales Tax	Proprietary	Debt	Grant	
PR601	PCR - Library	Unalaska Public Library Improvements (Design)	42,500	TBD	42,500	TBD	-	-	-	-	TBD
	General Fund	Vehicle Replacement (Purchases)	-	1,205,000	1,205,000	1,205,000	-	-	-	-	1,205,000
Governmental Grand Total			42,500	1,205,000	1,247,500	1,205,000	-	-	-	-	1,205,000

Proprietary Funds						FY20 Financing Sources for Capital Cost					
Project #/ Type	Fund or Department	Project	Appropriated Funding	FY20 Request	Total	City				Other	Total
						General Fund	1% Sales Tax	Proprietary	Debt	Grant	
	Electrical-Production	Generator Sets Rebuild (Annual Major Maintenance)	2,559,958	1,318,505	3,878,463	-	-	1,318,505	-	-	1,318,505
	Electrical-Production	Wind Energy (Pre-Design)	TBD	TBD	TBD	TBD	-	-	-	-	TBD
Electric Grand Total			2,559,958	1,318,505	3,878,463	-	-	1,318,505	-	-	1,318,505

	Water	CT Tank Interior Maintenance & Painting (Eng & Design)	-	100,000	100,000	-	-	100,000	-	-	100,000
Water Grand Total			-	100,000	100,000	-	-	100,000	-	-	100,000

	Wastewater	Vehicle Replacement (Purchases)	-	95,000	95,000	-	-	95,000	-	-	95,000
Wastewater Grand Total			-	95,000	95,000	-	-	95,000	-	-	95,000

	Solid Waste		-	-	-	-	-	-	-	-	-
Solid Waste Grand Total			-	-	-	-	-	-	-	-	-

PH201	Ports & Harbors	Entrance Channel Dredging (Design & Construction)	1,500,000	5,000,000	6,500,000	5,000,000	-	-	-	-	5,000,000
PH602	Ports & Harbors	LCD and UMC Dredging (Construction)	109,650	1,932,000	2,041,650	-	-	1,932,000	-	-	1,932,000
Ports & Harbors Grand Total			1,609,650	6,932,000	8,541,650	5,000,000	-	1,932,000	-	-	6,932,000

	Airport		-	-	-	-	-	-	-	-	-
Airport Grand Total			-	-	-	-	-	-	-	-	-

	Housing	4-Plex Roof Replacement (Engineering & Design)	-	73,870	73,870	73,870	-	-	-	-	73,870
Housing Grand Total			-	73,870	73,870	73,870	-	-	-	-	73,870

Governmental Fund Total			42,500	1,205,000	1,247,500	1,205,000	-	-	-	-	1,205,000
Proprietary Funds Total			4,169,608	8,519,375	12,688,983	5,073,870	-	3,445,505	-	-	8,519,375
City Grand Totals			4,212,108	9,724,375	13,936,483	6,278,870	-	3,445,505	-	-	9,724,375



**City of Unalaska
Capital and Major Maintenance Plan
FY 2021**

General Fund						FY21 Financing Sources for Capital Cost					
Project #/ Type	Fund or Department	Project	Appropriated Funding	FY21 Request	Total	City				Other	Total
						General Fund	1% Sales Tax	Proprietary	Debt	Grant	
PR601	PCR - Library	Unalaska Public Library Improvements (Construction)	42,500	TBD	42,500	TBD	-	-	-	-	TBD
	DPW & PCR	Burma Road Chapel Roof Ventilation Upgrade (Eng & Design)	-	94,185	94,185	94,185	-	-	-	-	94,185
	General Fund	Vehicle Replacement (Purchases)	-	900,000	900,000	900,000	-	-	-	-	900,000
	General Fund	Captain's Bay Road and Utilities Improvements (Eng & Design)	-	750,000	750,000	750,000	-	-	-	-	750,000
		Governmental Grand Total	42,500	1,744,185	1,786,685	1,744,185	-	-	-	-	1,744,185

Proprietary Funds						FY21 Financing Sources for Capital Cost					
Project #/ Type	Fund or Department	Project	Appropriated Funding	FY21 Request	Total	City				Other	Total
						General Fund	1% Sales Tax	Proprietary	Debt	Grant	
	Electrical-Production	Wind Energy (Engineering & Design)	TBD	TBD	TBD	TBD	-	-	-	-	TBD
	Electrical-Production	Generator Sets Rebuild (Annual Major Maintenance)	3,878,463	1,344,875	5,223,338	-	-	1,344,875	-	-	1,344,875
	Electric - Distribution	Captains Bay Road and Utilities Improvements (Eng & Design)	-	250,000	250,000	-	-	250,000	-	-	250,000
	Electric	Vehicle Replacement (Purchases)	-	100,000	100,000	-	-	100,000	-	-	100,000
		Electric Grand Total	3,878,463	1,694,875	5,573,338	-	-	1,694,875	-	-	1,694,875

	Water	CT Tank Interior Maintenance and Painting (Construction)	100,000	953,000	1,053,000	-	-	953,000	-	-	953,000
WA501	Water	Pyramid Water Storage Tank (Eng & Design)	625,000	603,750	1,228,750	-	-	-	-	603,750	603,750
	Water	Captains Bay Road and Utilities Improvements (Eng & Design)	-	250,000	250,000	-	-	250,000	-	-	250,000
	Water	Vehicle Replacement (Purchases)	-	45,000	45,000	-	-	45,000	-	-	45,000
		Water Grand Total	725,000	1,851,750	2,576,750	-	-	1,248,000	-	603,750	1,851,750

	Wastewater	Captains Bay Road and Utilities Improvements (Eng & Design)	-	250,000	250,000	-	-	250,000	-	-	250,000
	Wastewater	Vehicle Replacement (Purchases)	-	400,000	400,000	-	-	400,000	-	-	400,000
		Wastewater Grand Total	-	650,000	650,000	-	-	650,000	-	-	650,000

	Solid Waste		-	-	-	-	-	-	-	-	-
		Solid Waste Grand Total	-	-	-	-	-	-	-	-	-

	Ports & Harbors		-	-	-	-	-	-	-	-	-
		Ports & Harbors Grand Total	-	-	-	-	-	-	-	-	-

	Airport		-	-	-	-	-	-	-	-	-
		Airport Grand Total	-	-	-	-	-	-	-	-	-

	Housing	4-Plex Roof Replacement (Construction)	73,870	492,470	566,340	492,470	-	-	-	-	492,470
		Housing Grand Total	73,870	492,470	566,340	492,470	-	-	-	-	492,470

		Governmental Fund Total	42,500	1,744,185	1,786,685	1,744,185	-	-	-	-	1,744,185
		Proprietary Funds Total	4,677,333	4,689,095	9,366,428	492,470	-	3,592,875	-	603,750	4,689,095
		City Grand Totals	4,719,833	6,433,280	11,153,113	2,236,655	-	3,592,875	-	603,750	6,433,280



**City of Unalaska
Capital and Major Maintenance Plan
FY 2022**

General Fund						FY22 Financing Sources for Capital Cost					
Project #/ Type	Fund or Department	Project	Appropriated Funding	FY22 Request	Total	City				Other	Total
						General Fund	1% Sales Tax	Proprietary	Debt	Grant	
	General Fund	Captains Bay Roads and Utilities Improvements (Const)	750,000	11,400,000	12,150,000	11,400,000	-	-	-	-	11,400,000
	DPW & PCR	Burma Road Chapel Roof Venilation Upgrades (Construction)	94,185	627,900	722,085	627,900	-	-	-	-	627,900
	General Fund	Vehicle Replacement (Purchases)	-	1,070,000	1,070,000	1,070,000	-	-	-	-	1,070,000
		Governmental Grand Total	844,185	13,097,900	13,942,085	13,097,900	-	-	-	-	13,097,900

Proprietary Funds						FY22 Financing Sources for Capital Cost					
Project #/ Type	Fund or Department	Project	Appropriated Funding	FY22 Request	Total	City				Other	Total
						General Fund	1% Sales Tax	Proprietary	Debt	Grant	
	Electrical-Production	Wind Energy (Construction)	TBD	TBD	TBD	TBD	-	-	-	-	TBD
	Electrical-Production	Generator Sets Rebuild (Annual Major Maintenance)	5,223,338	1,371,772	6,595,110	-	-	1,371,772	-	-	1,371,772
	Electric-Distribution	Captains Bay Roads and Utilities Improvements (Const)	250,000	5,300,000	5,550,000	-	-	5,300,000	-	-	5,300,000
	Electric	Vehicle Replacement (Purchases)	-	100,000	100,000	-	-	100,000	-	-	100,000
		Electric Grand Total	5,473,338	6,771,772	12,245,110	-	-	6,771,772	-	-	6,771,772

	Water	Captains Bay Roads and Utilities Improvements (Const)	250,000	2,900,000	3,150,000	-	-	2,900,000	-	-	2,900,000
WA501	Water	Pyramid Water Storage Tank (Construction)	1,228,750	7,906,193	9,134,943	-	-	-	-	7,906,193	7,906,193
		Water Grand Total	1,478,750	10,806,193	12,284,943	-	-	2,900,000	-	7,906,193	10,806,193

	Wastewater	Captains Bay Roads and Utilities Improvements (Const)	250,000	3,200,000	3,450,000	-	-	3,200,000	-	-	3,200,000
		Wastewater Grand Total	250,000	3,200,000	3,450,000	-	-	3,200,000	-	-	3,200,000

	Solid Waste	Vehicle Replacement (Purchases)	-	80,000	80,000	-	-	80,000	-	-	80,000
		Solid Waste Grand Total	-	80,000	80,000	-	-	80,000	-	-	80,000

PH905	Ports & Harbors	Robert Storrs Small Boat Harbor A&B Floats (Const)	50,000	10,580,000	10,630,000	-	-	7,175,000	-	3,405,000	10,580,000
	Ports & Harbors	Vehicle Replacement (Purchases)	-	250,000	250,000	-	-	250,000	-	-	250,000
		Ports & Harbors Grand Total	-	10,830,000	10,880,000	-	-	7,425,000	-	3,405,000	10,830,000

	Airport		-	-	-	-	-	-	-	-	-
		Airport Grand Total	-	-	-	-	-	-	-	-	-

	Housing		-	-	-	-	-	-	-	-	-
		Housing Grand Total	-	-	-	-	-	-	-	-	-

		Governmental Fund Total	844,185	13,097,900	13,942,085	13,097,900	-	-	-	-	13,097,900
		Proprietary Funds Total	7,202,088	31,687,965	38,940,053	-	-	20,376,772	-	11,311,193	31,687,965
		City Grand Totals	8,046,273	44,785,865	52,882,138	13,097,900	-	20,376,772	-	11,311,193	44,785,865



**City of Unalaska
Capital and Major Maintenance Plan
FY2018 -FY2022
Summary of Project and Funding Sources**

	FY18	FY19	FY20	FY21	FY22	Totals
General Fund Projects	1,748,374	2,253,900	1,205,000	1,744,185	13,097,900	20,049,359
Proprietary Fund Projects	49,008,926	4,600,662	8,519,375	4,689,095	31,687,965	98,506,023
						-
Totals	\$ 50,757,300	\$ 6,854,562	\$ 9,724,375	\$ 6,433,280	\$ 44,785,865	\$118,555,382

<i>Funding Source</i>	FY18	FY19	FY20	FY21	FY22	Totals
General Fund	2,747,093	3,053,900	6,278,870	2,236,655	13,097,900	27,414,418
1% Sales Tax	-	-	-	-	-	-
Electric Proprietary Fund	1,436,568	1,692,892	1,318,505	1,694,875	6,771,772	12,914,612
Water Proprietary Fund	71,500	200,000	100,000	1,248,000	2,900,000	4,519,500
Wastewater Proprietary Fund	-	-	95,000	650,000	3,200,000	3,945,000
Solid Waste Proprietary Fund	1,286,364	617,020	-	-	80,000	1,983,384
Ports&Harbors Proprietary Fund	10,040,500	-	1,932,000	-	7,425,000	19,397,500
Airport Proprietary Fund	-	-	-	-	-	-
Housing Proprietary Fund	-	-	-	-	-	-
Debt	35,000,000	-	-	-	-	35,000,000
Grants	175,275	1,290,750	-	603,750	11,311,193	13,380,968
Totals	\$50,757,300	\$6,854,562	\$9,724,375	\$6,433,280	\$44,785,865	\$118,555,382

NOTE: General Funds for FY20 and FY21 do not include the TBD amounts for the Library. General Fund for FY19 does not include the TBD amount for Airport Terminal Roof Replacement. Electric Fund for FY19-FY22 does not include the TBD amounts for the Wind Energy Project.

FY18-22 CMMP

DPS RMS UPGRADE | PUBLIC SAFETY

PROJECT DESCRIPTION: This project is for replacement of the existing records management system (RMS) and computer aided dispatch (CAD) system at DPS. The current RMS/CAD, which houses virtually all calls for service for Police, Fire, EMS and Animal Control, is legacy software running on legacy server software. It is also out of compliance with federal requirements for storing, classifying, and reporting of criminal justice information.

PROJECT NEED: The RMS/CAD currently being used by DPS was purchased and implemented in 2004. This legacy software is no longer being updated by the parent company and requires legacy server software for use. Limitations in the RMS/CAD and server software reduce hardware upgrade options and affect the ease and speed with which data is retrieved, stored and backed up. The RMS/CAD is out of compliance with federal requirements regarding the storing, classifying, and reporting of criminal justice information (to include criminal intelligence information), and has limited interoperability with federal, regional and state information-sharing databases. Modern RMS software packages are considerably more efficient than our current system, and some have integrated access to state and/or regional criminal information networks, thus reducing the man-hours required for data input. User restrictions in many current RMSs can be personalized to ensure that users of the system—and the system itself – are in compliance with Federal requirements. Most modern RMS software packages are also designed to work with Enhanced 911 call systems, which would allow a seamless transition to an E-911 system in Unalaska.

COST & FINANCING DATA: The current cost estimate for this project is \$500,000. This estimate includes the purchase of hardware, software, on-site training, and conversion/upload of the data existing in the current RMS. The project will be partially funded using \$91,000 that was forfeited to DPS from drug investigations. It is likely that the recent sale of a forfeited house will also provide funding for this project. At this time, it is unknown how much this may be. The remaining funds will come from the General Fund.

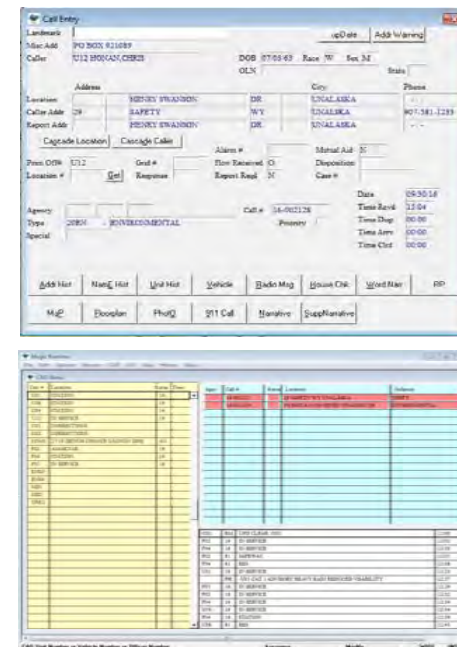
ESTIMATED PROJECT & PURCHASE TIMELINE

Inception/Concept: n/a

Pre Design: n/a

Engineering/Design: n/a

Construction/Purchase: FY18



REVENUE SOURCE	EXISTING FUNDS	FISCAL YEAR FUNDING REQUESTS					Total
		FY18	FY19	FY20	FY21	FY22	
General Fund (Public Safety)		\$ 500000					\$ 500000
1% Sales Tax							
Grant							
Proprietary Fund							
TOTALS		\$ 500000					\$ 500,000
Requested Funds: Partially funded by seized and forfeited funds							

FY18-22 CMMMP

REPEATER SITE UPGRADE | PUBLIC SAFETY

PROJECT DESCRIPTION: This project will upgrade the two repeater sites (Haystack and DPS) to be in compliance with the R56 audit conducted in FY16. The project will help reduce the risk of a radio systems failure.

PROJECT NEED: The City of Unalaska currently utilizes seven radio channels, and all seven channels are maintained and operated by Public Safety. The system is designed to provide redundancy in the event of a multi-hazard event. In FY16 the multi-coupler and the combiner components failed. These two components were replaced and a systems audit was conducted (the R56 audit). The audit showed there were many problems with the two repeater sites that increased the risk of a system wide failure. The Haystack repeater site has been badly weathered and does not have adequate electronic protection, or appropriate grounding protection to reduce the risk of failure. The repeater site at DPS also does not have adequate electronic protection or appropriate grounding. To help prevent a catastrophic failure of the radio system, the two sites need significant upgrades (as outlined in the FY16 R56 audit).

DEVELOPMENT PLAN & STATUS: The R56 audit was conducted in FY16 and it identified problems with the two repeater sites, and with the radio system’s components. The contractor will utilize the audit to conduct the needed upgrades, repairs, and component replacement in order to obtain R56 audit compliance and reduce the risk of the radio system failing.

COST & FINANCING DATA: The funding for this project will be for a contractor to upgrade and repair the Haystack and DPS repeater sites. The Haystack site upgrades and repairs are estimated at \$75,000, and the DPS site is estimated at \$35,000—for a total of \$110,000.

ESTIMATED PROJECT & PURCHASE TIMELINE

Inception/Concept: n/a

Pre Design: n/a

Engineering/Design: n/a

Construction: FY18 –FY19



REVENUE SOURCE	EXISTING FUNDS	FISCAL YEAR FUNDING REQUESTS					Total
		FY18	FY19	FY20	FY21	FY22	
General Fund (Public Safety)		\$110,000					\$ 110,000
1% Sales Tax							
Grant							
Proprietary Fund							
TOTALS		\$110,000					\$ 110,000
Requested Funds:							

FY18-22 CMMP

AQUATICS CENTER COLUMN REPAIRS | GENERAL FUND

PROJECT DESCRIPTION: Eight column bases on two sides of the Aquatics Center pool are severely rusted where they are embedded in the concrete. An on-site inspection and evaluation by a structural engineer was conducted in October 2016. A repair plan with specifications was drawn up by the structural engineer. A budgetary cost estimate was locally obtained. The repair work will be publicly bid.

PROJECT NEED: During construction of the Aquatics Center Improvements Project in the summer of 2016, it was discovered that eight column bases on two sides of the pool had severe corrosion to the extent that some columns have 2" holes. All eight columns have severe rust scale and pitting. At the time, a structural engineer was consulted and his verdict was that the building was not in immediate danger but that the columns definitely needed to be repaired. There was not adequate time nor project funding to repair the columns during the Aquatics Center Improvements Project.

DEVELOPMENT PLAN & STATUS (INCLUDE PERMIT AND UTILITY REQUIREMENTS): Structural Engineering firm, Oien Associates, Inc. performed an on-site inspection, evaluation on October 4, 2016 and drew up a repair plan. A budgetary construction cost estimate was obtained. Work is anticipated to be conducted during the summer of 2017 while regular pool maintenance is performed.

COST & FINANCING DATA: Funding for the structural engineer's on-site inspection, evaluation, and repair plan was paid for from the Public Works Facility Maintenance budget (General Fund) and totals \$5,000.00. The budgetary estimate for the construction portion is \$45,000. Actual project costs will not be known until the project is publicly posted and bids are received.

ESTIMATED PROJECT & PURCHASE TIMELINE

Inception/Concept: n/a

Pre Design: n/a

Engineering/Design: FY17

Construction: FY18



REVENUE SOURCE	EXISTING FUNDS	FISCAL YEAR FUNDING REQUESTS					Total
		FY18	FY19	FY20	FY21	FY22	
General Fund (Public Works, Facility Maint)		\$ 45,000					\$ 45,000
1% Sales Tax							
Grant							
Proprietary Fund							
TOTALS		\$ 45,000					\$ 45,000

Requested Funds: Engineering, Construction, Inspection, Contract Administration

FY18-22 CMMP

HAYSTACK SECURITY FENCE | DPW

PROJECT DESCRIPTION: Approximately 700' of commercial grade security fencing will be installed around the Unalaska tele-communications facilities on Haystack mountain including 8' high galvanized steel chain link "cyclone" fencing, steel posts embedded in concrete, two sliding gates, barbed wire on the top 2' at a 45 degree angle outward, and one man-gate.

PROJECT NEED: Lack of security fencing has been identified during annual security drills as a vulnerability. The tele-communication facility is used for critical communications including the City of Unalaska, United States Coast Guard, and State of Alaska. Physical security of the facility is required to create a controlled access point allowing law enforcement to better screen personnel for potential terrorists, acts of vandalism, and theft. This project would have statewide benefits as it creates a secured area with controlled ingress/egress points for anyone using telecommunications via the facility.

DEVELOPMENT PLAN & STATUS (INCLUDE PERMIT AND UTILITY REQUIREMENTS): Concept plans and a budgetary cost estimate have been developed. Detailed plans, specifications, and cost estimate will be finalized in FY18.

COST & FINANCING DATA: Budgetary cost estimate derived using UMC fence pricing. Staff has applied for grant funding. If the grant is not awarded, staff will postpone the project to a future year.

Materials \$147.73 per LF x 700 =	\$103,411.
Security System =	\$23,600.
Design 10% =	\$12,701.
Const Admin, Inspection Services 10% =	\$12,701.
Contingency 15% of all of the above =	\$22,862.
Total	\$175,275.

ESTIMATED PROJECT & PURCHASE TIMELINE

Inception/Concept: FY17

Pre Design: FY17

Engineering/Design: FY18

Construction: FY18

Haystack Security Fence



Legend
 — Ten Foot Contours
 X-X Security Fence
 September 30, 2016

REVENUE SOURCE	EXISTING FUNDS	FISCAL YEAR FUNDING REQUESTS					Total
		FY18	FY19	FY20	FY21	FY22	
General Fund (DPS)							
1% Sales Tax							
Grant		\$175,275					\$175,275
Proprietary Fund							
TOTALS		\$175,275					\$175,275

Requested Funds: Engineering, Construction, Inspection, Contract Administration

FY18-22 CMMP

S-CURVES PATHWAY | GENERAL FUND

PROJECT DESCRIPTION: This is an existing in-house project which will establish a safe walkway on Airport Beach Road between Gilman Road and the Dutch Harbor Post Office. This section of road is frequently used by pedestrians and bicyclists despite the lack of an official pathway. Portions of Airport Beach Road have an existing walkway, encouraging pedestrians and bicyclists, but there is a large gap between Gilman Road and the Dutch Harbor Post Office which this project will fill complete. The result of the project would be a safe sidewalk on the side of the road in that section.

PROJECT NEED: This section of Airport Beach Road is dangerous for pedestrians because of uneven surfaces and a lack of a designated place to walk/bike. There is an immediate need for safer travel. Providing a pathway for pedestrians means better and safer transportation for all and helps expand Unalaska’s tourism infrastructure. This type of infrastructure promotes healthy activities and provides opportunities for youth in particular.

DEVELOPMENT PLAN & STATUS: This is an existing in-house project with work being performed by the Roads Division of the Department of Public Works as resources (time, equipment, materials) allow. Eagle nesting mitigation work has been performed and the Roads Division has installed several hundred cubic yards of armor stone for shoreline protection, crushed rock, and D1 gravel. Additional armor stone, crushed rock, and D1 gravel is needed as well as storm drainage pipe and ditching. Construction survey work and engineering will be accomplished in-house. The only funding needed for the project is for materials.

COST & FINANCING DATA: Funding request for this project is for materials only. All labor and equipment will be in-house. Materials required include the following:

Armor Stone	\$25,400.
3" crushed rock	\$42,000.
D-1 surfacing	\$16,400.
Storm drain pipe	\$21,200.
Pipe fittings	\$3,000.
Total	\$108,000.

ESTIMATED PROJECT & PURCHASE TIMELINE

Inception/Concept: n/a

Pre Design: n/a

Engineering/Design: n/a

Construction: FY 2018



REVENUE SOURCE	EXISTING FUNDS	FISCAL YEAR FUNDING REQUESTS					Total
		FY18	FY19	FY20	FY21	FY22	
General Fund (Public Works)	\$66,000	\$ 108,000					\$ 108,000
1% Sales Tax							
Grant							
Proprietary Fund							
TOTALS	\$66,000	\$ 108,000					\$ 108,000
Requested Funds: Supplies							

FY18-22 CMMP

SITKA SPRUCE PARK IMPROVEMENTS | GENERAL FUND

PROJECT DESCRIPTION: Sitka Spruce Park, also known as “Pirate Park,” opened in 1979. It’s one of the few places in Unalaska with a significant amount of trees and is a National Historic Landmark. The park includes 3 picnic tables, an outdoor playground, stationary grill, bike rack, men’s and women’s restrooms, and a gravel trail that weaves around the park’s 4.5 acres. This project is intended to replace the existing structures which were constructed during the original construction of the park.

PROJECT NEED: In 2015, the swing set was replaced with a new swing designed to accommodate more children. While the equipment has been well kept up and maintained since its construction in 1979, all of it has seen some significant wear. The current equipment needing to be replaced consists of a large seesaw, three rocking horses, and a large piece of equipment made to look like a ship. When these items were built, this replacement project was planned for 2019. This project is included in the CMMP for the following purposes:

- Improve the quality of the park and the current structures.
- Evaluate the current and future facility in an effort to best accommodate Unalaska residents for the next 20 to 30 years
- Raise Council awareness of the need to begin replacing out of date playground equipment.

PROJECT PLAN AND STATUS: In FY17, PCR staff and the PCR Advisory Board will perform an assessment of the requirements of Sitka Spruce Park, taking into consideration the stated needs and desires of community members and users of the park. The project will be designed and constructed in FY19. Design is anticipated to be \$41,250 and construction is anticipated to be \$233,750.

ESTIMATED PROJECT & PURCHASE TIMELINE

Inception/Concept: FY 2017

Pre Design: n/a

Engineering/Design: FY 2018

Purchase or Construction: FY 2019



REVENUE SOURCE	EXISTING FUNDS	FISCAL YEAR FUNDING REQUESTS					
		FY18	FY19	FY20	FY21	FY22	Total
General Fund (PCR)			\$ 291,500				\$ 291,500
1% Sales Tax							
Grant							
Proprietary Fund							
TOTALS			\$ 291,500				\$ 291,500
Requested Funds: Engineering and Construction Services							

FY18-22 CMMP

TOWN PARK IMPROVEMENTS | GENERAL FUND

ESTIMATED PROJECT & PURCHASE TIMELINE

Inception/Concept: FY 2017

Feasibility/Pre Design: n/a

Engineering/Design: FY 2018

Purchase or Construction: FY 2019

PROJECT DESCRIPTION: Town Park opened in 1988 and is located in downtown Unalaska. This park includes a wooden gazebo, two picnic tables, a small playground, a stationary grill, and several spruce trees. The playground consists of two rocking horses, a swing set, and two large playground structures. This project is intended to replace the existing structures which were constructed during the original construction of the park.

PROJECT NEED: In 2015, one of the large playground structures was replaced and was very well received by the children of Unalaska. The other playground equipment was constructed in 1988 and it was expected to last until Fiscal Year 2020. Now, since the year 2020 is approaching, replacement equipment should be constructed at Town Park. This replacement project is planned for the summer of 2020. This proposal is being submitted in order to:

- Improve the quality of the park and the current structures.
- Evaluate the current and future facility in an effort to best accommodate Unalaska residents for the next 20 to 30 years.
- Raise Council awareness of the need to begin replacing out of date playground equipment.

PROJECT PLAN AND FUNDING: During FY17, PCR staff and the PCR Advisory Board will perform an assessment of the requirements of Town Park, taking into consideration the stated needs and desires of community members and users of the park. The project will be designed and constructed in FY19. Design is anticipated to be \$43,500 and construction is anticipated to be \$246,500. These numbers are rough cost estimates based on the original cost of the construction of the park.



REVENUE SOURCE	EXISTING FUNDS	FISCAL YEAR FUNDING REQUESTS					
		FY18	FY19	FY20	FY21	FY22	Total
General Fund (PCR)			\$ 307,400				\$ 307,400
1% Sales Tax							
Grant							
Proprietary Fund							
TOTALS			\$ 307,400				\$ 307,400

Requested Funds: Engineering and Construction Services

FY18-22 CMMP

RADIO UPGRADE | PUBLIC SAFETY

PROJECT DESCRIPTION: This project will upgrade the current radio system by replacing components that include; repeaters, transmitters, antenna systems, and console software operating systems. This project will ensure the radio system becomes compliant with FCC regulations requiring further ‘narrow banding’ of public entity radio systems, and will upgrade our current 911 system to become an ‘enhanced 911’ system with expansion options for location mapping and CAD (Computer Aided Dispatch) software for incident and event records.

PROJECT NEED: The City of Unalaska utilizes seven radio channels, and all seven channels are maintained and operated by Public Safety. This system is one of our primary methods of communicating during day to day activities as well as disasters. It is designed to provide redundancy in the event of a multi-hazard event. In FY16 two major antenna filtering components were replaced and a systems audit was conducted (the R56 audit). The audit showed there were many problems with the two repeater sites and the system’s aging components. Most of the radio system components were purchased around 2005 and several have started to fail. Our radio system is now approaching the end of its expected life cycle. The systems components are no longer manufactured and they cannot be programed to the frequency ranges which are expected to be required in the next few years. The ‘enhanced 911’ system will provide dispatch with the location of the person calling 911 on either a wired or wireless phone system. This will result in lowering response times to each incident or emergency.

DEVELOPMENT PLAN & STATUS: The R56 audit was conducted in FY16 and it identified problems with the two repeater sites, and with the radio system’s components. The contractor will utilize the audit to conduct the needed upgrades, repairs, and component replacement in order to obtain R56 audit compliance and ensure operation at the frequency ranges that will be required by the FCC. The ‘enhanced 911’ system will be developed in a two phased approach—phase one provides caller ID and caller location for landline phones, and phase two provides caller location for landline and cellular phones using GPS mapping and coordinates.

COST & FINANCING DATA: The funding for this project will be for a contractor to upgrade, replace and install radio system components, as well as install the consoles, hardware and software needed for the enhanced 911 system. There are a couple of funding options for this project. The first option is to solely utilize the general fund to pay for the project. Another option is to look at enacting a telecommunication surcharge on all phone lines in Unalaska (up to \$2 per line). This surcharge is allowed under AS 29.35.131 and is intended to cover the cost of enhanced 911 systems equipment or services (including radio systems). This project is estimated to cost \$625,000.00.

ESTIMATED PROJECT & PURCHASE TIMELINE

Inception/Concept: n/a

Pre Design: n/a

Engineering/Design: n/a

Construction: FY19–FY20



REVENUE SOURCE	EXISTING FUNDS	FISCAL YEAR FUNDING REQUESTS					
		FY18	FY19	FY20	FY21	FY22	Total
General Fund (Public Safety)			\$625,000				\$625,000
1% Sales Tax							
Grant							
TOTALS			\$625,000				\$625,000

Requested Funds: Potential exists to enact a telecommunication surcharge that would pay for the project.

FY18-22 CMMP

UNALASKA PUBLIC LIBRARY IMPROVEMENTS | GENERAL FUND

ESTIMATED PROJECT & PURCHASE TIMELINE

Inception/Concept: n/a

Pre Design: FY 2018

Engineering/Design: FY 2020

Construction: FY 2021

PROJECT DESCRIPTION: The present Unalaska Public Library facility was designed in 1996 and built in 1999. Since then, we have seen drastic changes in technology, in the community, and in library use, and the library’s collections and services have expanded. As a result of these changes, the facility’s design and layout are no longer meeting the changing needs of the community. An expansion of the library building has been listed on the CMMP for FY18 in past years, contingent on receiving an Alaska Library Construction and Major Expansion Matching Grant. Since a state funding match is unlikely in light of the current state budget climate, we propose reevaluating the project with the assistance of community input and a scoping study. Based on input from the community and our current librarian, we propose a scoping project in FY18 to determine options to meet the requirements generated. The scoping project will take the following challenges into consideration:

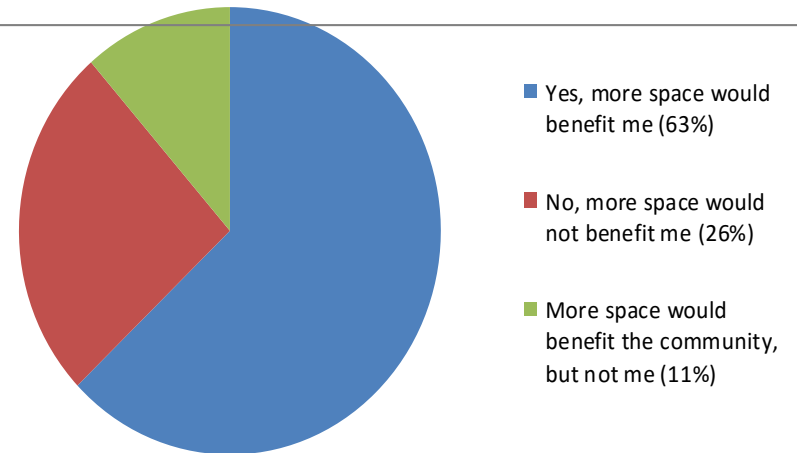
- Evaluate existing and future library use so that new services can easily be accommodated and the improved facility will serve Unalaska into the future.
- Accommodate growing library collections while balancing the increasing need for seating, program space, and community meeting space.
- Accommodate current and future demand for children’s and teen areas and public meeting/study spaces.
- Determine if the facility can operate within the same footprint or be required to expand to accommodate changes.

PROJECT NEED: This project supports the current Unalaska Comprehensive Plan in the area of Education, Art, Culture & Entertainment, and it will enhance the quality of life for Unalaskans. This project will increase the efficiency and service delivery life of the Unalaska Public Library. The current facility falls short in providing space and services for children and teens, as well as providing meeting and program space and room for growing library collections.

COST & FINANCING DATA: The cost of a scoping study is estimated to be \$30,000. This figure is an estimate from Architects Alaska and was also the cost for a similar study for the Aquatics Center Renovation in 2014. Subsequent project costs would be contingent on findings and estimates from the scoping study. Design and construction are scheduled for FY20 and FY21, allowing staff time to seek Rasmuson grant funding.

Community Survey Results

If the Unalaska Library had more space, would it benefit you? How?



REVENUE SOURCE	EXISTING FUNDS	FISCAL YEAR FUNDING REQUESTS					
		FY18	FY19	FY20	FY21	FY22	Total
General Fund (PCR—Library)	\$ 12,500	\$ 30,000		TBD	TBD		TBD
1% Sales Tax							
Grant							
Proprietary Fund							
TOTALS	\$ 12,500	\$ 30,000		TBD	TBD		TBD
Requested Funds: Engineering & Construction Services							

FY18-22 CMMP

BURMA ROAD CHAPEL ROOF VENTILATION UPGRADES | GENERAL FUND

PROJECT DESCRIPTION: This project removes shingles, roof boards, damaged insulation, installs framing for eave soffit ventilation/increased depth for insulation, installs insulation to R-30, installs new roof boards, reroofs the building, paints the new eaves and trim.

PROJECT NEED: The facility does not have enough insulation or ventilation below the roofing so snow melts on the roof and runs down to the eave and freezes where the walls and roof join because there is less heat loss through that part of the roof structure. When ice dams get large enough, the water from the melting snows backs up and leaks between wood shingles into the building causing water damage. In FY08, metal flashing was installed on the eaves over electric cable system to heat the flashing.

MAINTENANCE HISTORY: Maintenance from 1940 to 1996 is largely undocumented. Work prior to 1996 adapted the structure to new uses as needs evolved. Past work includes: exterior painting, interior renovations, flooring, new shingles in 1995, boiler and fuel tank in 1998. As part of the FY18 DPW-Facilities Maintenance budget, we will propose replacing the metal flashing and heat trace on the eave as an interim measure.

COST ESTIMATE: Cost estimate was done in-house using contractor estimates for the City 4-Plex roof replacement and adding 25% to account for increase in scope for this work.

	Contractor 1 4-Plex Estimate	Contractor 2 4-Plex Estimate
Materials	\$133,438.	\$72,400.
Labor	\$284,722.	\$151,600.
Equipment	\$29,881.	\$16,000.
Totals	\$448,041.	\$240,000.

Average of 2 Estimates	\$344,020.
25% Scope Increase Adjustment	\$86,005.
15% Construction Admin Services	\$64,504.
<u>15% Contingency</u>	<u>\$74,179.</u>
Total FY17 Project Cost	\$568,709.
Total FY22 Project Cost	\$627,900. x 15% = \$94,185. Design
(includes annual 2% inflation)	

ESTIMATED PROJECT & PURCHASE TIMELINE

Inception/Concept: n/a

Pre Design: n/a

Engineering/Design: FY 2021

Construction: FY 2022



The facility's life will be extended by eliminating further water damage to the structural components below the roof. The new roof will protect the facility for at least another 30 years if no other catastrophe occurs.

REVENUE SOURCE	EXISTING FUNDS	FISCAL YEAR FUNDING REQUESTS					
		FY18	FY19	FY20	FY21	FY22	Total
General Fund (Public Works & PCR)					\$94,185	\$627,900	\$ 722,085
1% Sales Tax							
Grant							
Proprietary Fund							
TOTALS					\$94,185	\$627,900	\$ 722,085
Requested Funds: Engineering and Construction Services							

FY18-22 CMMP

CAPTAINS BAY ROAD & UTILITY IMPROVEMENTS | GENERAL FUND

ESTIMATED PROJECT & PURCHASE TIMELINE

Inception/Concept: n/a

Pre Design: n/a

Engineering/Design: FY 2021

Construction: FY 2022

PROJECT DESCRIPTION: This project will construct drainage, utilities, and pavement out Captains Bay Road to the vicinity of the North Pacific Fuel operations (former Crowley dock). This will involve approximately 2 miles of drainage improvements from Airport Beach Road to North Pacific Fuel (NPF), 1 mile of paving from Airport Beach Road to Westward, and 1 mile of water/sewer/electric utility extensions from Westward to NPF. For the electric utility, this will be an extension of the FY17 project to upgrade electric service to Westward.

PROJECT NEED: Captains Bay Road serves as a primary transportation route for Westward Seafoods, North Pacific Fuel, Northland Services, Offshore Systems Inc., and several smaller businesses as well as residential homes. The section of road making up this project is a high traffic area of heavy vehicles which are used by the fishing and support industries which are vital to the community's economic welfare. During the public meetings regarding the Road Improvement Master Plan recommendations in September 2011, residents and industry representatives discussed the hazards that the high road crown, which is needed for adequate drainage, creates for the large trucks and school buses traveling the road. There was strong support from the public for improvements to Captains Bay Road. The area of Captains Bay Road is also an area of potential growth in the community as identified in the Comprehensive Plan.

COST AND MAINTENANCE: Drainage and paving estimates are based on the Ballyhoo Road Drainage & Electrical Upgrades Project. The utility expansion estimate is based on the Henry Swanson Drive Road & Utilities Project's utility construction costs, and other recent materials and equipment costs. These are still very rough estimates that will be refined as the project commencement approaches. Costs are split between the General Fund for the paving and drainage portion and the three utility funds based on the costs for each of those portions.

Captains Bay Road and Utilities



REVENUE SOURCE	EXISTING FUNDS	FISCAL YEAR FUNDING REQUESTS					
		FY18	FY19	FY20	FY21	FY22	Total
General Fund					\$ 750,000	\$ 11,400,000	\$ 12,150,000
Proprietary Fund (Electric-Distribution)					\$ 250,000	\$ 5,300,000	\$ 5,550,000
Proprietary Fund (Water)					\$ 250,000	\$ 2,900,000	\$ 3,150,000
Proprietary Fund (Wastewater)					\$ 250,000	\$ 3,200,000	\$ 3,450,000
TOTALS		154			\$ 1,500,000	\$ 22,800,000	\$ 24,300,000

Requested Funds: Engineering and Construction Services

FY18-22 CMMP

GENERATOR SETS REBUILD

PROJECT DESCRIPTION: This project consists of the inspection, major maintenance, and rebuilds of the primary Generator sets in the Unalaska Powerhouse. The maintenance schedule for the generator Sets at the Unalaska Powerhouse is determined by engine hours. Engine inspections are also conducted by manufacturers mechanics to determine if engine rebuilds are needed according to the hourly schedule or can be prolonged.

PROJECT NEED: These Generator Set rebuilds are needed to maintain our equipment and the reliability of our electrical production. Our Certificate of Fitness from Alaska Energy Authority states that we must keep all electrical generating equipment in good running condition.

DEVELOPMENT PLAN & STATUS (INCLUDE PERMIT AND UTILITY REQUIREMENTS): Due to the cost of the engine rebuilds, it has been determined that the cost will be capitalized.

COST & FINANCING DATA: Costs for the Generator Sets rebuilds can fluctuate greatly according to what is determined by the maintenance inspections. Costs for these rebuilds has been determined by the worst case scenario according to the history of the engines. A 2% inflation rate has been added each year. Money that is not used for rebuilds by the end of the fiscal year, will be returned to the proprietary fund.

ESTIMATED PROJECT & PURCHASE TIMELINE

Inception/Concept:

Pre Design: 2018

Engineering/Design: 2018

Construction: 2018



REVENUE SOURCE	EXISTING FUNDS	FISCAL YEAR FUNDING REQUESTS					
		FY18	FY19	FY20	FY21	FY22	Total
General Fund	\$		\$				\$
1% Sales Tax							
Grant							
Proprietary Fund (Electric-Production)		\$1,267,306	\$1,292,652	\$1,318,505	\$1,344,875	\$1,371,772	\$ 6,595,110
TOTALS		\$1,267,306	\$1,292,652	\$1,318,505	\$1,344,875	\$1,371,772	\$ 6,595,110
Requested Funds:							

FY18-22 CMMP

AUTOMATIC METER READ SYSTEM | ELECTRIC

ESTIMATED PROJECT & PURCHASE TIMELINE

Inception/Concept: n/a

Pre Design: n/a

Engineering/Design: FY 2018

Construction: FY 2019

PROJECT DESCRIPTION: The Electric Utility AMR (Automatic Meter Reading) System, project encompasses the final design, installation and commissioning of a system capable of integrating with our existing automatic meter reading and financial billing systems. This includes upgrades to the Electrical Distribution system infrastructure, in the form of meter upgrades, to incorporate automatic meter reading capabilities system wide. This project will include the installation of a communications system capable of polling 100% of the electric system utility meters on an operator selectable schedule for both maintenance and monthly meter reading purposes. The implementation of this system is the last step in an effort to synchronize the production, distribution and billing portions of the Electric Utility.

PROJECT NEED: Results of a survey on Rural Electrical Systems in 2012, conducted by AEA (Alaska Energy Authority), noted that our meter reading abilities were an area to look at for improvement. The AEA in addition to other agencies mandate accuracy between power sales and production, with an expected line loss for our system of about 4%. When Power Cost Equalization (PCE) reports show line losses excessively higher or lower than 4%, an explanation must be provided. Less accuracy may affect the PCE (Power Cost Equalization) rate, which generally covers more than half of residential customers' electrical utility bill. This project will increase monitoring abilities of the system, including, but not limited to the ability to pass on notice of excessive power use to customers, quicker cut in/out of services and reduce "bad" meter reads due to read or input error. Automatic polling will allow meters to be read on a more consistent base, with the ability to disregard time/labor conflicts with weekends, holidays, and weather conditions which currently causes fluctuations of more than a week in the read schedule.

RELATIONSHIP TO OTHER PROJECTS: This project is closely related with existing water Utility Meter reading system, and existing Power Production SCADA upgrades, as well as integration of all these systems into City Finance Department. The implementation of a single interdepartmental system between the Electric and Water Utilities will reduce engineering time, implementation costs, construction costs, future maintenance cost and training cost by using a common system. An AMR system will create the ability to accurately synchronize customer billing from the Electric Distribution, with the required governmental agency Electric production reports, creating a more accurate overall picture of power produced and power sold.



We are mandated by federal and State regulations to report accurate and timely power production and efficiency data. AMR systems are observed by these agencies as the most accurate form of revenue metering. This project will upgrade the residential, commercial and Industrial electric meters throughout the entire system.

Improvements will reduce cost by reducing the operational hours required by current staff. Annually approximately 500 man hours are currently dedicated to meter reading, re-reading, cut in/out reading and overage calls. That time can then be dedicated to system maintenance and up-keep.

REVENUE SOURCE	EXISTING FUNDS	FISCAL YEAR FUNDING REQUESTS					
		FY18	FY19	FY20	FY21	FY22	Total
General Fund							
1% Sales Tax							
Grant							
Proprietary Fund (Electric—Distribution)		\$ 119,362	\$ 280,240				\$ 399,602
TOTALS		\$ 119,362	\$ 280,240				\$ 399,602

Requested Funds: Engineering Services, Construction Services, Travel Costs, Permitting, Equipment, Contingency (Based on joint feasibility study by Ferguson Waterworks and Sensus Meters)

FY18-22 CMMP

WIND ENERGY | ELECTRIC PRODUCTION

PROJECT DESCRIPTION: This initial phase of the project for Wind Energy requires funds to aid in studies and research that will further define the scope of the project and determine the viability of wind energy in Unalaska.

PROJECT NEED: The community of Unalaska continues to bring forward the need to develop alternative energy capability. If Wind energy is determined to be cost effective it is a great way to increase power generated in an environmentally friendly method.

DEVELOPMENT PLAN & STATUS (INCLUDE PERMIT AND UTILITY REQUIREMENTS): There are several steps required to undertake in an effort to determine whether wind energy is a viable alternative energy source for the community. The first step in the process is to develop a requirement to perform wind studies to determine whether there are any areas that meet the wind standards for sustainable wind energy production. In concert with that study a determination needs to be made on whether the city would be able to obtain all of the proper permits from the various governmental agencies. The wind studies would include constructing met towers in locations identified and gather data for 12-15 months.

If the determination is made that wind is a viable source for alternative energy the City must perform a grid study to ensure the City current electrical grid can take on the power provided through wind generation. Any shortfalls must be fixed prior to construction of wind power.

Once the grid is capable of taking on the wind power, the city will need to develop a concept and perform an analysis of the lifecycle capital, operational and maintenance costs to determine the feasibility of wind power in Unalaska.

If it is determined to be feasible and cost effective then a design will ensue with construction shortly thereafter.

COST & FINANCING DATA: Cost and financing are undermined for the overall project. We estimate the cost of the study at \$200,000 but will need to refine that cost as we move forward in the process.

ESTIMATED PROJECT & PURCHASE TIMELINE

Inception/Concept: FY18/19

Pre Design: FY20

Engineering/Design: FY21

Construction: FY22



REVENUE SOURCE	EXISTING FUNDS	FISCAL YEAR FUNDING REQUESTS					
		FY18	FY19	FY20	FY21	FY22	Total
General Fund	\$	\$200,000	\$ TBD	\$ TBD	\$ TBD	\$ TBD	\$200,000
1% Sales Tax							
Grant							
Proprietary Fund (Electric-Production)							
TOTALS	\$	\$200,000	\$ TBD	\$ TBD	\$ TBD	\$ TBD	\$ 200,000

Requested Funds: Funds to be used to aid in studies and research to refine the concept of the project.

FY18-22 CMMP

GENERAL HILL WATER BOOSTER PUMP | WATER

ESTIMATED PROJECT & PURCHASE TIMELINE

Inception/Concept:

Pre Design:

Engineering/Design: FY18

Construction: FY19

PROJECT DESCRIPTION: This project consists of installing a water booster station on General Hill at approximately 100 feet of elevation. It will include underground plumbing, a small building, two pumps with controls, and plumbing to connect a fire engine.

PROJECT NEED: This project will increase water service pressure in the upper elevations of the hill. It will greatly reduce the potential for contamination of the water system due to backflow, and decrease the potential for customers to lose water service due to low pressure.

Water pressure at the top of General Hill does not currently meet the minimum industry standard of 40 psi or a minimum sustainable pressure of 20 psi. Measured residual pressures range from 0 to 26 psi at the uppermost fire hydrant. This is not simply an inconvenience to the highest General Hill customers, but it is a health and safety issue for all water utility customers. These low water pressures create a high potential for contamination of the water system caused by backflow. This is of special concern during water main breaks and fires.

DEVELOPMENT PLAN & STATUS (INCLUDE PERMIT AND UTILITY REQUIREMENTS): This project will require a consultant for design and engineering to obtain Alaska Department of Environmental Conservation (ADEC) approval. A contractor will be needed for construction. Land purchase will also be required.

Land acquisition: July 2017 (FY2018)

Design—January 1, 2018(FY2018)

Construction—July 1, 2018 (FY2019)

COST & FINANCING DATA: This project will be funded by the Water Proprietary fund. Costs are rough estimates, but staff will refine cost estimates prior to FY18 budget submittal.

REVENUE SOURCE	EXISTING FUNDS	FISCAL YEAR FUNDING REQUESTS					
		FY18	FY19	FY20	FY21	FY22	Total
General Fund							
1% Sales Tax							
Grant							
Proprietary Fund (Water)		\$ 21,600	\$ 200,000				\$ 221,600
TOTALS		\$ 21,600	\$ 200,000				\$ 221,600
Requested Funds:							

FY18-22 CMMP

PYRAMID WATER TREATMENT PLANT MICRO TURBINES | WATER

PROJECT DESCRIPTION: This project will install Micro-Turbines in the new Pyramid Water Treatment Plant. Previous studies have shown that turbines located at this site have the potential to greatly reduce the fossil fuel energy demand in this plant, potentially even reducing the cost to operate this new plant to current operating levels.

PROJECT NEED: It is intended to reduce or eliminate the cost of the additional energy required to operate the new WTP, helping to reduce the rising cost of producing potable water. Because of the elevation of the Icy Creek Reservoir, the pressure of the water has to be reduced before it can be processed. This is currently achieved by stripping off the energy through a Pressure Reducing Valve or PRV. A PRV regulates the pressure by restricting the flow through a point. This project proposes to use Inline Micro-Turbines to produce electricity and reduce the pressure. The electricity generated would be used to meet electrical and other energy demands of the WTP, potentially saving the utility and its customers money in energy costs each year.

DEVELOPMENT PLAN: Planning was done during the design of the new WTP to provide the space needed for the future installation of inline turbines. This project will determine the most efficient way to utilize that space. It will effect both how the new WTP operates and how much it costs to operate. This project will be broken into three parts. Phase I will be Pre-design including gathering stream data, permitting, validation of existing data, and 35% design including engineers estimate with O&M costs. Grants will be sought before Phase II begins. Phase II is design and Phase III is the construction piece.

ESTIMATED PROJECT & PURCHASE TIMELINE

Inception/Concept: **FY2016**

Pre Design: **FY 2017**

Engineering/Design: **FY 2019**

Construction: **FY 2019**



REVENUE SOURCE	EXISTING FUNDS	FISCAL YEAR FUNDING REQUESTS					Total
		FY18	FY19	FY20	FY21	FY22	
General Fund							
1% Sales Tax							
Grant			\$ 1,290,750				\$ 1,290,750
Proprietary Fund (Water)	\$ 50,000						\$ 50,000
TOTALS	\$ 50,000		\$ 1,290,750				\$ 1,340,750

Note: Funding requests are for professional services, engineering, construction and contingency.

FY18-22 CMMP

CT TANK INTERIOR MAINTENANCE & PAINTING | WATER

PROJECT DESCRIPTION: This project is to paint and perform other maintenance to the inside of the Pyramid CT Tank. The work will be performed in two phases. The coatings on the ceiling are deteriorating at a rate to meet its predicted life span of 20-25 years. Small sections of coatings are beginning to drop into the water in the tank. The floor has problems with pitting that needs to be dealt with immediately. In some locations the pitting is believed to exceed ½ of the thickness of the steel plate. If left in its current condition, the tank floor will likely be leaking in 2-3 years. In 5-7 years, large sections of the ceiling coatings will be dropping into the water and could plug the tank discharge holes or break up and travel through the distribution system and into customers' services. Shortly after, structural damage will begin to occur. This tank can be kept in good reasonable service for many years to come, with the proper maintenance including painting, for a fraction of the cost of a new tank. Adding a new CT Tank may however, be the best option to provide for the ability to maintain this existing CT Tank.

MAINTENANCE HISTORY: The Pyramid CT Tank was originally constructed in 1993. The tank has been drained every 3-5 years for cleaning and/or inspection over the past 10 years. It takes from 200-300 man hours over a 7-10 day period to drain, clean and inspect the tank. The tank has never been completely de-watered. Because of the length of time and type of equipment available to do the work, and the configuration of the tank, complete de-watering has not been practical. Historically, water tanks in this area have had to have the exteriors re-coated every 15-25 years. The CT Tank roof was painted with a finish coat in 2008 after a failed attempt to replace the wind damaged foam insulation in 2000. Anodes were added in 2004 to help slow the rate of corrosion to the inside of the tank. Total cost for maintenance has averaged about \$25,000.00-\$30,000.00 per year.

RELATIONSHIP TO OTHER PROJECTS: Building a second CT Tank was the designed and intended path to take when the original CT Tank was built. It provides the redundancy required in the treatment process to maintain Filtration Avoidance status. It also directly addresses the operational function issues associated with maintaining each tank.


ESTIMATED PROJECT & PURCHASE TIMELINE

Inception/Concept: n/a

Pre Design: n/a

Engineering/Design: FY 2020

Construction: FY 2021



REVENUE SOURCE	EXISTING FUNDS	FISCAL YEAR FUNDING REQUESTS					Total
		FY18	FY19	FY20	FY21	FY22	
General Fund							
1% Sales Tax							
Grant							
Proprietary Fund (Water)				\$ 100,000	\$ 953,000		\$ 1,053,000
TOTALS				\$ 100,000	\$ 953,000		\$ 1,053,000

Requested Funds: Engineering , Construction , Travel, Advertising, Contingency, Inspection

FY18-22 CMMP

PYRAMID WATER STORAGE TANK | WATER

PROJECT DESCRIPTION: This project will construct a second Chlorine Contact Tank (CT Tank) next to the existing CT Tank. It will provide much needed clear water storage and enable maintenance to be done on the interior of either tank regardless of process seasons or weather. The project will require the installation of approximately 200 ft. of 16" DI water main, 200 ft. of 8" DI drain line, and 100 ft. each of 1" sample line and control wiring.

PROJECT NEED: Additional storage provided by this tank will help to meet many of the issues mentioned in the 2004 Water Master Plan. Even in the Water Distribution System's current configuration, this new tank will provide an additional 960,000 gallons of the additional 4 MG of finished water storage recommended in the Master Plan. When planned future development is completed on Captain's Bay Road, over 2.2 MG of water storage will be available at the maximum Pyramid Water Treatment Plant capacity of 9 MGD. The additional storage will provide a much needed buffer, allowing time to troubleshoot and repair problems in the event of an equipment failure or system malfunction. It will reduce the likelihood of water shortages and/or outages during the Pollock Processing seasons. Additional benefits include:

- Reduce service interruption, boil water notices, and risk of system contamination during maintenance.
- Allow routine maintenance to be done on the interior or exterior of either tank during any season, prolonging the life of these tanks.
- Expand and upgrade both the water treatment and distribution systems, using the full 9 MGD design capacity of the new water treatment plant will be possible.
- Improve the flow characteristics of the new Pyramid Water Treatment Plant. Plant operators will be able to allow the tanks to absorb the high and low flows, maintaining a more stabilized treatment process and allowing the new Ultra Violate treatment process to operate more efficiently.

PERMITTING: A "Certificate to Construct" and a "Certificate to Operate" are required from ADEC, obtained through application by the designing engineer.

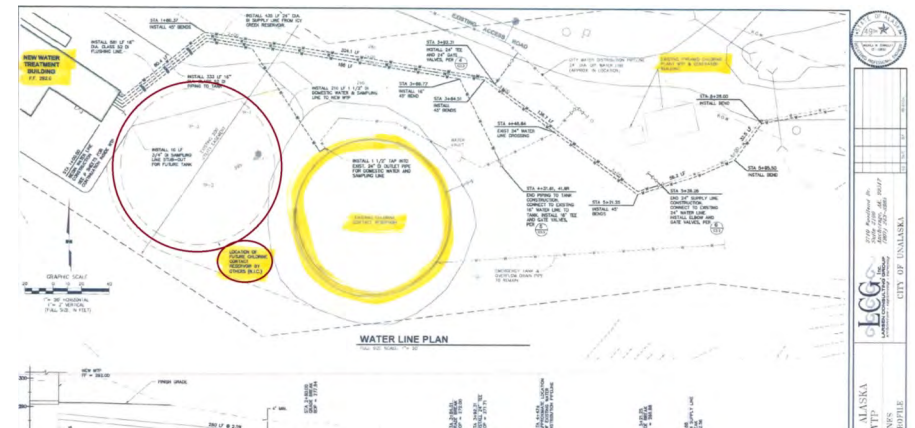
ESTIMATED PROJECT & PURCHASE TIMELINE

Inception/Concept: n/a

Pre Design: July 2014—August 2015

Engineering/Design: FY 2021

Construction: FY 2022



Much of the pre-design work for this job was completed with the design of the original CT Tank. Very little piping will be required to connect the new CT Tank to the Water Distribution system. Space (in the red circle) has been maintained for the new tank between the existing tank and the new Pyramid Water Treatment Plant.

REVENUE SOURCE	EXISTING FUNDS	FISCAL YEAR FUNDING REQUESTS					
		FY18	FY19	FY20	FY21	FY22	Total
General Fund							
1% Sales Tax							
Grant					\$ 603,750	\$ 7,906,193	\$ 8,509,943
Proprietary Fund (Water)	\$ 625,000						\$ 625,000
TOTALS	\$ 625,000				\$ 603,750	\$ 7,906,193	\$ 9,134,943

Requested Funds: Engineering Services, Construction Services, Contingency

FY18-22 CMMP

CELLS 3&4 PARTIAL CLOSURE | SOLID WASTE

PROJECT DESCRIPTION: Partial Cell Closure for Cells 3 & 4

PROJECT NEED: Cells 3 & 4 (Area 2) are full and are ready for their exterior closure lining. Installing this liner would help keep the landfill in compliance by diverting rain water from seeping in to side slopes and into the cells, therefore reducing excessive flows to the leachate storage facility. It is estimated that this 55,000 square foot area contributes to approximately 20% of the leachate flow. Reducing this flow would decrease the load on the wastewater plant.

DEVELOPMENT PLAN & STATUS (INCLUDE PERMIT AND UTILITY REQUIREMENTS):

Design: designs were made in fy2007 during closure of area 1 (cells 1 & 2). This design should be sufficient for area 2 closure.

Construction: Construction will go out for bid July 1, 2017 (FY2018) and will be Completed by June 30, 2018 (FY2018).

COST & FINANCING DATA: the cost estimate for this project is based upon closure costs of area 1 (cells 1 & 2) that had an average cost of \$12 per square foot. Estimating with annual cost increases and a 10% contingency the 2018 cost would average \$16 per Square foot for area 2.

ESTIMATED PROJECT & PURCHASE TIMELINE

Inception/Concept:

Pre Design:

Engineering/Design:

Construction: FY18



REVENUE SOURCE	EXISTING FUNDS	FISCAL YEAR FUNDING REQUESTS					
		FY18	FY19	FY20	FY21	FY22	Total
General Fund							
1% Sales Tax							
Grant							
Proprietary Fund (Solid Waste)		\$1,000,000					\$1,000,000
TOTALS		\$1,000,000					\$1,000,000
Requested Funds:							

FY18-22 CMMP

RE-INSULATION OF BALER BUILDING | SOLID WASTE

PROJECT DESCRIPTION: This project will be conducted at the Landfill Baler Building, built in 1998. It consists of replacing approximately 75% of the wall insulation, approximately 10% of the ceiling insulation, and installing a PVC Liner Panels over all of the buildings insulation to protect the insulation from birds. This project is intended to replace damaged insulation and defend against future damage.

PROJECT PURPOSE AND NEED: Our local bird population has torn out a great amount of the insulation in the walls and ceiling of the Landfill Baler Building. Attempts to persuade the birds go elsewhere have been futile. In order to conserve fuel and reduce heating costs, it is necessary to replace the damaged insulation, and to cover the insulation with PVC panels to protect the City's investment from the flying rodents. The corrugated PVC Panels will be tightly fitted and slick so birds cannot land or perch on it. This project is related to the stack replacement for boiler system.


ESTIMATED PROJECT & PURCHASE TIMELINE

Inception/Concept: n/a

Pre Design: n/a

Engineering/Design: n/a

Purchase/Construction: FY 2019



REVENUE SOURCE	EXISTING FUNDS	FISCAL YEAR FUNDING REQUESTS					
		FY18	FY19	FY20	FY21	FY22	Total
General Fund							
1% Sales Tax							
Grant							
Proprietary Fund (Solid Waste)			\$ 537,020				\$ 537,020
TOTALS			\$ 537,020				\$ 537,020

Note: Requested funds are for inspection, contingency, construction and engineering and based on contractor estimates.

FY18-22 CMMP

COMPOSTING | SOLID WASTE

PROJECT DESCRIPTION: This is a multi year project consisting of Feasibility, design, and construction, of a biological solids composting system at the Unalaska solid waste facility. The compost material involved includes wastewater sludge, food and fish waste, cardboard, and wood.

PROJECT NEED: Currently, biological solids and compostable material make up approximately 40% of the Unalaska Solid Waste intake. These bio solids consist of wastewater sludge, fish processor fish waste and food waste. Other compostable material consists of cardboard, paper, and wood. This waste substantially decreases the useful life of the Landfill cells and increases the organic load into the Leachate stream. Since the influx of wastewater sludge into the landfill, the organic load to the leachate stream has increased to 720 pounds per day compared to 126 pounds per day prior to the influx. This puts additional loading on the leachate system and has an ill effect on the wastewater plant process, which must use more chemicals and electricity to process it.

All of this waste can be composted into usable class A soil. This soil can be used for cover material at the landfill or be sold to the public.

DEVELOPMENT PLAN & STATUS (INCLUDE PERMIT AND UTILITY REQUIREMENTS):

Feasibility: An internal feasibility has been completed by Deputy Director of Public Utilities. An external feasibility is scheduled for July 1, 2017 (FY2018).

Design: Design is scheduled to begin on July 1, 2018 (FY2019).

Construction: Construction will begin January 1, 2018 (FY2019).

Permitting: Classifying the composted soil as a class A soil is scheduled to begin as soon as the compost units are started up.

COST & FINANCING DATA: The cost estimates for this project are derived from Kodiak's composting project and estimates are very rough. Funds for the Feasibility study and design will come from the Proprietary Fund. The construction is depicted as coming from the General Fund at this time. If the Solid Waste Proprietary Fund has the monetary reserve to pay for the construction in the future, then they will.

ESTIMATED PROJECT & PURCHASE TIMELINE

Inception/Concept:

Pre Design: FY18

Engineering/Design: FY19

Construction: FY19



REVENUE SOURCE	EXISTING FUNDS	FISCAL YEAR FUNDING REQUESTS					
		FY18	FY19	FY20	FY21	FY22	Total
General Fund			\$ 800,000				\$ 800,000
1% Sales Tax							
Grant							
Proprietary Fund (Solid Waste)		\$ 30,000					\$ 30,000
TOTALS		\$ 30,000	\$ 800,000				\$ 830,000
Requested Funds:							

FY18-22 CMMP

UMC DOCK REPLACEMENT & EXPANSION (POSITIONS III&IV) | PORTS

PROJECT DESCRIPTION: This project will replace the pile supported sections of Positions 3 and 4 at the Unalaska Marine Center with an open cell sheet pile dock capable of supporting modern shipping needs. The project will align approximately 390 feet of new dock with the current U. S. Coast Guard Dock creating a total length of 730 ± feet. The project will also provide an additional 220 ± feet in alignment with Positions 5 through 7 creating the added length needed for modern Containerships that use the Port of Dutch Harbor. The completed project will create approximately 1.8 acres of additional back reach and a preferred additive alternate would be to extend the crane rails located on Positions 5 - 7 with 100 gauge rails from position 4-7 as part of this project.

FUNDING AND RELATIONSHIP TO OTHER PROJECTS: The budget for this is based on the Engineer's Estimate provided in July of 2014. Council appropriated \$980,000 in FY14 and \$904,858 in FY16 for this project. The budgeted number for FY17 is in addition to the engineering services already contracted. The funding for this project is a work in process. Grant funds are not readily available and we continue to work on securing funding for this project. Funding for engineering and design is necessary to move this project forward so that when construction funds are secured the project is shovel ready. The construction of UMC positions 3 and 4 is estimated to be 2 construction seasons. During the demo phase of the construction phase we will be displacing fishing vessel offloads and fueling barges. We are proposing an upgrade to the Light Cargo Dock in order to accommodate displaced vessels during construction. This project will include all basic services including water, sewer, and electrical. It will also include an upgrade to fuel services already provided.

PROJECT NEED: The City of Unalaska has been informed that changes in containerized shipping is currently in the planning phases. This will bring a different class containership into Port as well as demands for increased uplands support for container storage and powering of refrigerated cargo. Positions 3 and 4 are primarily used by the fueling companies, fishing vessel offloads, the Alaska State Ferry and as overflow for large container vessels. Positions 3 and 4 are heavily used for offloading fishing vessels. These vessels are also able to fuel and backload stores while offloading their product. The fishing vessels offloads require additional space both at the face of the dock and uplands for freight movement; to accommodate multiple berthing for offloads and to meet the needs of the shipping industry an expansion of the Unalaska Marine Center is needed.

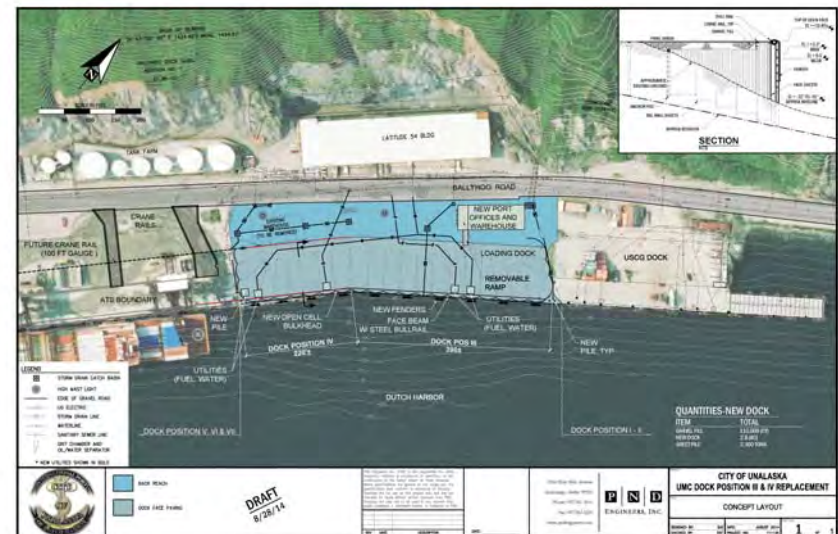
ESTIMATED PROJECT & PURCHASE TIMELINE

Inception/Concept: FY 2014

Pre Design: FY 2014 - FY 2015

Engineering/Design: FY 2015 - FY 2017

Construction: FY 2018 - FY 2020



REVENUE SOURCE	EXISTING FUNDS	FISCAL YEAR FUNDING REQUESTS					Total
		FY18	FY19	FY20	FY21	FY22	
General Fund							
Debt		\$ 35,000,000					\$ 35,000,000
Grant							
Proprietary Fund (Ports)	\$ 3,005,858	\$ 10,000,000					\$ 13,005,858
TOTALS	\$ 3,005,858	\$ 45,000,000					\$ 48,005,858

Existing Funds: Engineering Services | Requested Funds: Engineering, Construction Services, Utility, Contingency, Inspection

FY18-22 CMMP

ENTRANCE CHANNEL DREDGING | PORTS

ESTIMATED PROJECT & PURCHASE TIMELINE

Inception/Concept: n/a

Pre Design: FY 2018

Engineering/Design: FY 2020

Construction: FY 2020

PROJECT DESCRIPTION: This project is a General Fund project. It will remove material from the channel bar that crosses the entrance of Iliuliuk Bay before vessels can enter Dutch Harbor. The dredging will increase the depth of water to accommodate the draft of large vessels transiting the channel and utilizing the Unalaska Marine Center and facilities inside of Dutch Harbor. See attachment for general area of dredge location. The City will work with the Corps of Engineers to help fund, design, construct, and maintain this project. The first step in the process is conducting the biological assessments, understand the impact of dredging to beachfronts inside of the harbor, and working on application with the Corps of Engineers to partner for the dredging. This dredging project will allow deeper draft vessels to enter into Dutch Harbor including tankers, container ships and break-bulk vessels. This project will also reduce delayed arrival and departure of current vessels entering into to Dutch Harbor due to storm surge and swell in the channel. The current estimate to be removed is 23,400 CY. We are moving all unencumbered proprietary funds back to Ports to use for more pressing projects.

PROJECT NEED: Due to a bar that crosses the entrance channel vessels entering the port are limited by their draft rather than their need for services the community can provide. Numerous vessels passing the community cannot enter our port. Depending upon sea conditions the depth under keel for vessels currently utilizing the port can be as little as one meter according to the Alaska Marine Pilots. In storm conditions especially any northerly wind the sea height can make this situation worse by causing vessels to pitch resulting in contact with the sea floor where the bar is located. This represents both a safety concern as well as an economic constraint upon the community. Dredging the entrance channel to a sufficient depth and width would alleviate this problem.

PROJECT STATUS: The Corps of Engineers will begin the study phase of this project in FY17. We continue to move forward with understanding some of the other key pieces of the project that will keep it moving forward efficiently. Some of the pieces will be the biological assessment and impacts of dredging and any impacts dredging may have on the inner harbor. The overall cost is to be evaluated. The City intends on working with the Corps of Engineers to accomplish this project. The immediate funding request is for feasibility and biological information required for the Corps of Engineers applications. We will also need to understand if the change in the contour of the channel entrance as any impact inside the harbor including beachfront.



REVENUE SOURCE	EXISTING FUNDS	FISCAL YEAR FUNDING REQUESTS					Total
		FY18	FY19	FY20	FY21	FY22	
General Fund	\$ 791,000	\$ 709,000		\$ 5,000,000			\$ 6,500,000
1% Sales Tax							
Grant							
Proprietary Fund (Ports)							
TOTALS	\$ 791,000	\$ 709,000		\$ 5,000,000			\$ 6,500,000

Notes: Funding related to professional services costs.

FY18-22 CMMP

LCD & UMC DREDGING | PORTS

ESTIMATED PROJECT & PURCHASE TIMELINE

Inception/Concept: n/a

Pre Design: n/a


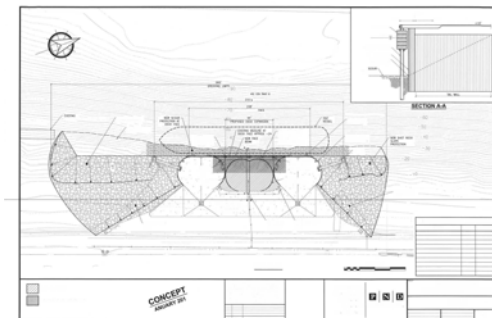
Engineering/Design: July 2015– Jan 2016

Construction: FY 2020

PROJECT DESCRIPTION: This project includes the engineering, permitting, and dredging at the faces of the Light Cargo Dock and the Unalaska Marine Center positions 1-7. This project is proposed to compliment other pending capital projects in the Port. With the dredging of the entrance channel larger vessels will be able to enter into Dutch Harbor. The depths at the Unalaska Marine Center vary from -32 ft. and -45 ft. at MLLW. Dredging at the face of the Unalaska Marine Center would create a constant -45ft from Positions 1-7. This will accommodate deeper draft vessels throughout the facility. The existing sheet pile is driven to approximately -58 ft. and dredging to -45ft will not undermine the existing sheet pile. This project is primarily to accommodate large class vessels. Many of the vessels currently calling the Port must adjust ballast to cross the entrance channel and dock inside Dutch Harbor. We are proposing that in concert with the Dredging at the UMC we also dredge in front of the LCD. The LCD is schedule to handle some of the regular customers using the Unalaska Marine Center. These customers will be displaced during construction of Positions 3 and 4. Dredging in front of the Light Cargo Dock will also make this dock more accessible for current customers. Vessels using the Light Cargo Dock that draws more than 22ft. must place another vessel between the dock face and their vessel in order to get enough water under the keel.

PROJECT NEED: The completion of this dredging will enhance current and future operations by creating useable industrial dock face that is designed for vessels in varying lengths and tonnage.

PROJECT STATUS: This dredging project is in support of both the UMC position 3 and 4 Replacement project and the dredging of the entrance channel. The estimates for dredging of the Light Cargo Dock include 6000 CY of dredging and 3100 CY of shot rock slope protection. The dredging material will not be removed; however, it will be relocated on the sea floor. Dredging at UMC estimated to relocate 6000 CY of dredging material and will require approximately 1200 CY of shot rock slope protection.



REVENUE SOURCE	EXISTING FUNDS	FISCAL YEAR FUNDING REQUESTS					
		FY18	FY19	FY20	FY21	FY22	Total
General Fund							
1% Sales Tax							
Grant							
Proprietary Fund (Ports)	\$ 109,650			\$ 1,932,000			\$ 2,041,650
TOTALS	\$ 109,650			\$ 1,932,000			\$ 2,041,650

Notes: Funding related to professional services, construction, contingency and inspection.

FY18-22 CMMP

ROBERT STORRS SMALL BOAT HARBOR IMPROVEMENTS (A&B FLOATS) | PORTS

PROJECT DESCRIPTION: This project is an additional phase to the Robert Storrs Float improvement project. It will remove the existing A and B Floats at the Harbor and reconfigure the Harbor to accommodate the new float system ADA gangway and create uplands for parking and a public restroom. It will also include a fire suppression system, electric and year-round water supply to Harbor users and new piling. In FY17 we are reducing funding set aside for this project to make them available for other more urgent Ports projects.

PROJECT NEED: This project would include replacing the deteriorated floats and reconfiguring the floats and fingers of A and B Floats to include updated electrical systems, lighting, fire suppression, year-round utilities, and an ADA-required gangway. Based on current engineer concepts, a reconfiguration of A and B Floats will at minimum create 30 additional slips plus linear tie options to accommodate part of the 37 vessel waiting list. Reconfiguration will also allow for development of the uplands for a certain amount of required parking and a public restroom. Because the current floats were relocated, they were arranged in the harbor based on the materials at hand and not with consideration to the best use of the basin. In order to accommodate the vessel demand at the Robert Storrs Harbor, reconfiguration of the floats would allow for better use of the basin based on bathymetry and navigational approaches and also allow for additional vessel slips, with minimal fill and no dredging. It will add a significant number of slips for vessels 60' and under. This is an extension of the Robert Storrs Float Replacement Project. C Float is was completed in FY16. As the Float Replacement Project for Robert Storrs is being constructed in phases it was logical to separate the phases into separate project tracking purposes.

FUNDING: The current estimates place this project at approximately 9.5 million dollars, based on engineers estimates for in kind replacement. We are eligible to apply for a 50% grant through the Alaska Department of Transportation and Public Facilities. 50% of the funding for this is estimated to come out of the Port Net Assets.

ESTIMATED PROJECT & PURCHASE TIMELINE

Inception/Concept: n/a

Pre Design: February 2014 – July 2014

Engineering/Design: January 2015—July 2015

Construction: FY 2022



Existing Condition (left)

- Side Tie: 643 feet
- Slips: 6 - 42 foot & 6 - 60

Proposed Concept (right)

- Side Tie: 218 feet
- Slips: 22—26 foot, 13 - 32 foot, & 20 - 42 foot



REVENUE SOURCE	EXISTING FUNDS	FISCAL YEAR FUNDING REQUESTS					
		FY18	FY19	FY20	FY21	FY22	Total
General Fund							
1% Sales Tax							
Grant						\$ 3,405,000	\$ 3,405,000
Proprietary Fund (Ports)	\$ 50,000					\$ 7,175,000	\$ 7,225,000
TOTALS	\$ 50,000					\$ 10,580,000	\$ 10,630,000

Requested Funds: Engineering, Construction, Contingency, Inspection | **Grant Funds:** Possible ADOT & PF Grant

FY18-22 CMMP

AIRPORT TERMINAL ROOF REPLACEMENT | AIRPORT

PROJECT DESCRIPTION: The Unalaska Airport Terminal Building has a one level roof with a raised clerestory. The building is an approximately 16,200 SF facility with an Inverted Roof Membrane Assembly (IRMA) that slopes to internal roof drains. IRMA is a variation of a hot roof design that was popular during the 1980's. The design relies on insulation that is placed on top of a waterproof membrane which covers the structural deck. Concrete pavers (ballast) placed over the entire roof hold down the insulation. History has proven that the pavers deteriorate rapidly compared to the membrane and debris and organics accumulate in joints and prevent water access to roof drains. Inspection of the membrane is complicated due to the difficulty in removing the pavers and insulation. Roof leaks are very difficult to locate.

PROJECT NEED: Chronic leaks have been reported at isolated areas during periods of high wind and rain. At present, two permanent, under ceiling water catchment systems consisting of plastic, drain pan, hose, and 5 gallon buckets merely contain the leaks inside the building. Numerous attempts have been made over the years to repair the leaks which have all achieved limited success. An architectural / engineering firm was hired in 2008 to design a repair which was then publicly bid and the repairs were made. This too failed to achieve lasting success in preventing roof leaks.

DEVELOPMENT PLAN & STATUS (INCLUDE PERMIT AND UTILITY REQUIREMENTS): A new peaked gable roof with adequate pitch to achieve lasting success and eliminate roof leaks is in the concept stage.

COST & FINANCING DATA: Funding for an architectural / engineering firm to perform an on-site inspection, evaluation, and produce plans, specifications, and bid package for a peaked gable roof design that will permanently resolve the leaky roof issue is being sought. The budgetary estimate for the design services is estimated to be \$140,000. Actual costs will not be known until an RFP is publicly posted and proposals received.

ESTIMATED PROJECT & PURCHASE TIMELINE

Inception/Concept: FY17

Pre Design: FY18

Engineering/Design: FY18

Construction: FY19



REVENUE SOURCE	EXISTING FUNDS	FISCAL YEAR FUNDING REQUESTS					Total
		FY18	FY19	FY20	FY21	FY22	
General Fund		\$ 140,000	TBD				\$ 140,000
1% Sales Tax							
Grant							
Proprietary Fund (Airport Fund)							
TOTALS		\$ 140,000	TBD				\$ 140,000
Requested Funds: Architectural & Engineering							

FY18-22 CMMP

LEAR ROAD DUPLEXES KITCHEN RENOVATION | HOUSING

PROJECT DESCRIPTION: This project consists of the full renovation of both kitchens in both units (4 kitchens total). The work will replace all cabinets, countertops, and flooring in both units of both duplexes, and may also include some plumbing work and fixtures and parts as necessary

PROJECT NEED: This project has been nominated due to the age and condition of the cabinets, countertops, and flooring in both units of both duplexes. The cabinets and countertops in the units are original, meaning they are 35 years old. Labor and maintenance costs are increasing. Over time, some cabinets doors have been replaced with plywood, and some hinges don't hold well because the screw holes have been stripped. In addition, many drawers in all units do not function properly due to worn out or missing drawer guide parts and finding replacement parts has become quite difficult. The countertops have loose laminate as well as chips and burns, which are difficult to repair and nearly impossible to match. The flooring was replaced in all of the units in 2000; however, these floor coverings now have tears, holes, and stains as a result of fifteen years of use since that installation was completed.

If left in their current condition, employee tenants will have countertops, cabinets, and flooring which will be difficult to operate, keep clean and are potentially hazardous. Drawers and doors that will not open or slide properly could cause injury, cracked countertops can harbor dangerous bacteria, and irregular flooring surfaces are a trip hazard. These current issues will remain and new issues will arise as the units age, requiring maintenance costs to increase.

Through this project, the City will gain serviceable components while reducing maintenance costs. These kitchen renovations will act to retain or more likely increase the property's value for years to come and increase desirability, which can be important for employee recruiting and retention.

MAINTENANCE HISTORY: From 1998 to 2013, various maintenance projects have taken place, including roof replacement, grading and drainage, exterior painting (twice), deck replacement, carpet replacement, window replacement, and water service line replacement. These projects have totaled \$250,100.


ESTIMATED PROJECT & PURCHASE TIMELINE

Inception/Concept: n/a

Pre Design: n/a

Engineering/Design: FY 2018

Construction: FY 2018



REVENUE SOURCE	EXISTING FUNDS	FISCAL YEAR FUNDING REQUESTS					
		FY18	FY19	FY20	FY21	FY22	Total
General Fund		\$124,994					\$ 124,994
1% Sales Tax							
Grant							
Proprietary Fund (Housing)							
TOTALS		\$124,994					\$ 124,994

Requested Funds: Engineering Services and Construction Services (Estimates based material and labor estimates from vendors in 2016 plus 3% annual inflation adjustments)

FY18-22 CMMP

4-PLEX ROOF REPLACEMENT | HOUSING

ESTIMATED PROJECT & PURCHASE TIMELINE

Inception/Concept: n/a

Pre Design: n/a

Engineering/Design: FY 2020

Construction: FY 2021

PROJECT DESCRIPTION: Replace steel roof and plywood sheathing.

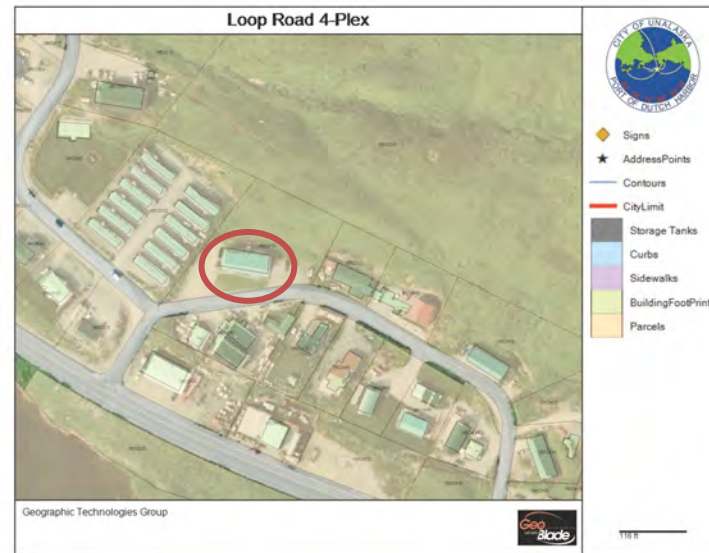
PROJECT NEED: The roofing is nearing the end of its useful life. Sheathing is in bad condition because improper moisture control in the attic promoted mold growth. Rust is beginning to form in areas around the metal fasteners making roof replacement in the next few years important before failure has reached the point of allowing enough moisture into the structure to damage other components within the structure. Leaks not repaired in a reasonable amount of time can also increase risk of health problems for the inhabitants due to molds and material failures. Roof sheathing beneath the roofing is also suspect of possible failure. This will compound the problem of the roof failure and should the wood around the fasteners that holds the roofing in place become soft from rot, the fasteners will no longer keep the roofing material in place.

MAINTENANCE HISTORY: Original construction 1988, residing and painting 1998, floor coverings 1999, exterior painting 2007, new floor covering and interior renovations 2012, new boiler room 2012. Annual maintenance costs are \$16,000.

COST ESTIMATE: Cost estimates were obtained from two local contractors and averaged to arrive at the following budgetary estimate.

	Contractor 1	Contractor 2
Materials	\$133,438.	\$72,400.
Labor	\$284,722.	\$151,600.
Equipment	\$29,881.	\$16,000.
Totals	\$448,041.	\$240,000.

Average of 2 Estimates	\$344,020.
15% Construction Admin Services	\$51,603.
15% Contingency	\$59,343.
Total FY17 Project Cost	\$454,966.
Total FY21 Project Cost	\$492,470. x 15% = \$73,870. Design
(includes annual 2% inflation)	



The project will extend the life of this building by protecting the material components from moisture. The life of a new steel roof is estimated at 25 years. The anticipated life of the building will be extended similarly because of this project.

REVENUE SOURCE	EXISTING FUNDS	FISCAL YEAR FUNDING REQUESTS					Total
		FY18	FY19	FY20	FY21	FY22	
General Fund				\$ 73,870	\$ 492,470		\$ 566,340
1% Sales Tax							
Grant							
Proprietary Fund (Housing)							
TOTALS				\$ 73,870	\$ 492,470		\$ 566,340
Requested Funds: Engineering Services and Construction Services							

FY18 Rolling Stock Replacement Plan

By Department and Division

	Dept	Division	Vehicle Number	Function / Description	Year	Life Cycle	Replace Date	Miles	Hrs	2018
New	DPS	Police		4x4 Interceptor w/ Police Pkg, no ext lights for Investigator						\$65,025
New	DPS	Police		4x4, Expedition XLT New Patrol Vehicle for New Officer						\$65,025
New	DPS	Fire		4x4 Expedition w/ EMS Package						\$52,710
Replace	DPW	Roads	PW9610	F150 4x4 flatbed (Replace w/ F350)	2000	15	2015	69,428		\$36,130
Replace	DPW	Roads	RG3	Volvo Grader	2006	18	2024		9,126	\$561,209
Replace	Ports	Ports	HM0416	F350 One Ton Flatbed	1999	15	2014	65,250		\$40,500
Replace	DPU	Water	W7211	4x4, Pickup, Utility (Replace w/ F250 w/ service box)	2002	15	2017	102,854		\$49,900
Replace	DPU	Electric	E1451	4x4, Pickup, w/svc (Replace w/ F250 w/ service box)	2004	15	2019	93,903		\$49,900
Replace	DPU	Solid Waste	L7	Loader - Cat 950	1996	18	2014		28,346	\$256,364

TOTAL

\$1,176,763

By Fund

GENERAL FUND	\$780,099
PORTS / HARBOR FUND	\$40,500
WATER FUND	\$49,900
ELECTRIC FUND	\$49,900
SOLID WASTE FUND	\$256,364
WASTEWATER FUND	\$0

TOTAL

\$1,176,763

Vehicle #	Class	Function / Description	2018	2019	2020	2021	2022
	GP	4x4 Interceptor w/ Police Pkg, no ext lights, w/ grill and rear window lights	\$65,025				
	GP	4x4, Expedition XLT New Patrol Vehicle for New Officer	\$65,025				
	GP	4x4 Expedition w/ EMS Package	\$52,710				
PW9610	GP	F150 4x4 flatbed (Replace w/ F350)	\$36,130				
HM0416	GP	F350 One Ton Flatbed	\$40,500				
W7211	GP	4x4, Pickup, Utility (Replace w/ F250 w/ service box)	\$49,900				
E1451	GP	4x4, Pickup, w/svc (Replace w/ F250 w/ service box)	\$49,900				
PW3448	GP	F250 Supercab 4x4		\$35,000			
PW7449	GP	4x4, Pickup Ford - parts runner				\$40,000	
PW0688	GP	4x4 F150 Ford				\$40,000	
PW8586	GP	4x4 Flat bed w/crane/air compressor			\$60,000		
W0446	GP	4x4, Pickup				\$45,000	
SD5542	GP	4x4 Pickup F-150			\$45,000		
SD5275	GP	Flatbed F-350			\$50,000		
PW6065	GP	4x4, Pickup F250		\$40,000			
UFD0118	GP	4x4 Supercab		\$40,000			
IS1293	GP	15 Passenger Van		\$40,000			
PW6372	GP	1 ton Flatbed w/plow / salt/sand spreader					\$60,000
PW4572	GP	One Ton Service Truck GMC - Carps				\$60,000	
E9483	GP	4x4, Pickup		\$40,000			
UFD7954	GP	4x4, Explorer XL (Zac's)			\$45,000		
UPD5563	GP	4x4 Expedition Patrol				\$60,000	
UPD5565	GP	4x4 Expedition Patrol					\$60,000
UPD9826	GP	4x4, Expedition XLT w/elect Patrol		\$65,000			
UFD5555	GP	4x4 Ford Equip Truck		\$60,000			
RG3	HE	Volvo Grader	\$561,209				
L7	HE	Loader - Cat 950	\$256,364				
LF3	HE	Vector Truck Buy new mobil unit		\$80,000			
L4	HE	Loader, CAT IT28		\$200,000			
E1214	HE	Crane Truck		\$80,000			
DT5	HE	Dump Truck needs box & engine		\$100,000			
DT6	HE	Dump Truck needs box & engine		\$100,000			
WT2	HE	Water Tanker - Autocar 4000 gal			\$100,000		
L1	HE	Loader, Cat IT28		\$200,000			
DT2	HE	Dump Truck w/ Snow Plow				\$100,000	
BH9	HE	Backhoe				\$400,000	
E6	HE	Boom Truck				\$100,000	
HML1	HE	908 CAT Loader					\$250,000
S2878	HE	Fuel Truck F-600					\$100,000
BH2	HE	Case 590 Backhoe 4X4		\$150,000			
BH3	HE	CAT Mini Excavator				\$250,000	

CC2	HE	Volvo Compactor					\$250,000	
UFD0592	HE	Fire Engine			\$1,000,000			
BD6	HE	CAT D4 Dozer				\$350,000		
PW5954	HE	4x4, Flatbed F700					\$65,000	
T2	HE	Tractor, 5th Wheel					\$100,000	
LF0750	HE	Flatbed with Lift					\$80,000	
PW4751	HE	Flatbed with Box					\$80,000	
FL2	EQ	Forklift - Hyster E30XL					\$80,000	
PUMP5780	EQ	Fire Pump					\$50,000	
TR2	EQ	Trailer (Scissor lift)					\$50,000	
GW1	EQ	Welder					\$25,000	
AC3	EQ	Air Compressor					\$50,000	
TR17	EQ	Utility Trailer					\$50,000	
HB1	EQ	Asphalt Hot Box					\$150,000	
			TOTALS	\$1,176,763	\$1,230,000	\$1,300,000	\$1,445,000	\$1,500,000
GENERAL FUND				\$780,099	\$1,030,000	\$1,205,000	\$900,000	\$1,070,000
ELECTRIC FUND				\$49,900	\$120,000		\$100,000	\$100,000
WATER FUND				\$49,900			\$45,000	
WASTEWATER FUND						\$95,000	\$400,000	
SOLID WASTE FUND				\$256,364	\$80,000			\$80,000
PORTS / HARBOR FUND				\$40,500				\$250,000
				\$1,176,763	\$1,230,000	\$1,300,000	\$1,445,000	\$1,500,000